

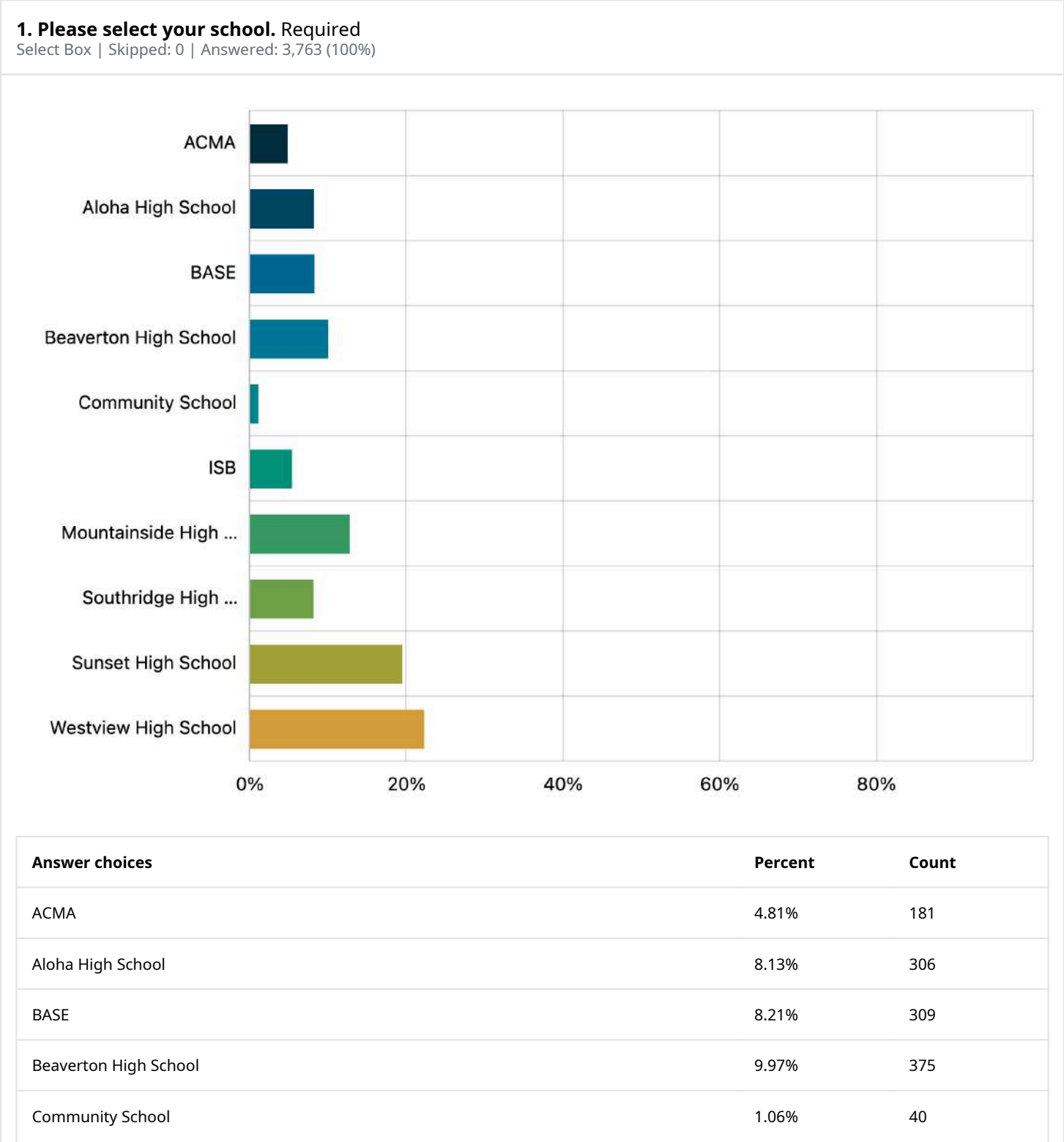
Closed

High School Survey
Cell Phone Policy - High School School Students

1,125
Contributors

3,763
Contributions

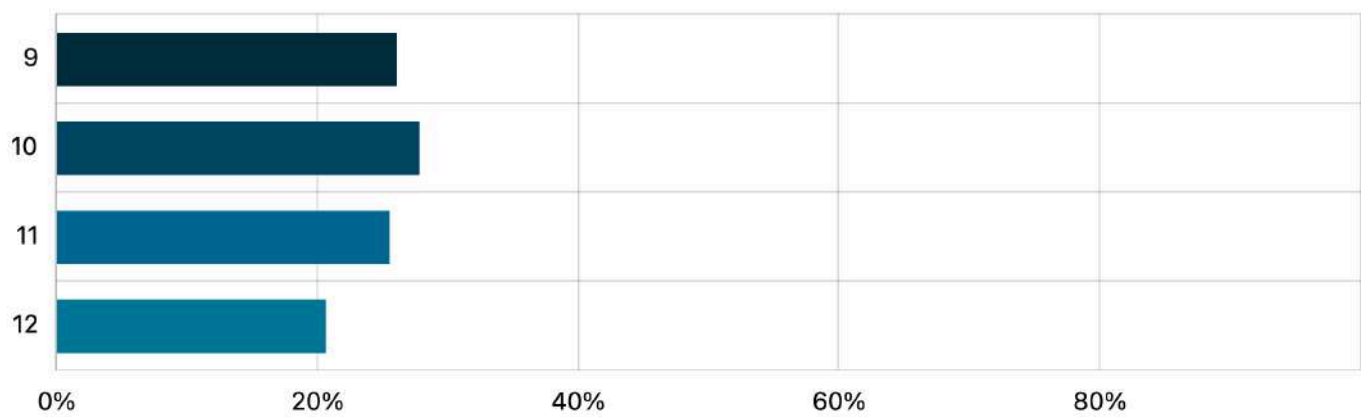
Contribution Summary



ISB	5.34%	201
Mountainside High School	12.73%	479
Southridge High School	8.08%	304
Sunset High School	19.43%	731
Westview High School	22.24%	837
Total	100.00%	3,763

2. Please select your grade level. Required


Select Box | Skipped: 0 | Answered: 3,763 (100%)



Answer choices	Percent	Count
9	26.07%	981
10	27.80%	1,046
11	25.51%	960
12	20.62%	776
Total	100.00%	3,763

3. Do you own a cell phone?


Multi Choice | Skipped: 16 | Answered: 3,747 (99.6%)



Answer choices	Percent	Count
Yes	98.24%	3,681
No	1.76%	66
Total	100.00%	3,747

4. Do you bring your cell phone to school regularly?

Multi Choice | Skipped: 104 | Answered: 3,659 (97.2%)



Answer choices	Percent	Count
Yes	98.06%	3,588
No	1.94%	71
Total	100.00%	3,659

5. Prior to your school implementing this year’s Pack It or Park It policy, did you use your cell phone for personal use in class?

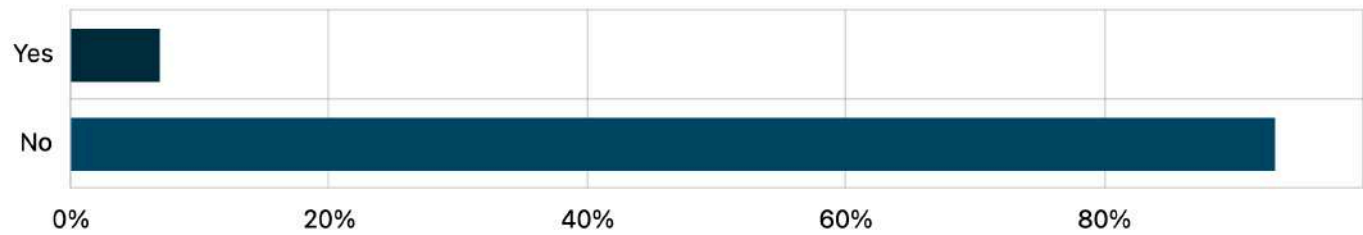
Multi Choice | Skipped: 182 | Answered: 3,581 (95.2%)



Answer choices	Percent	Count
Yes	51.35%	1,839
No	48.65%	1,742
Total	100.00%	3,581

6. Prior to your school implementing this year’s Pack It or Park It policy, did you find it difficult to ignore your cell phone during instructional time?

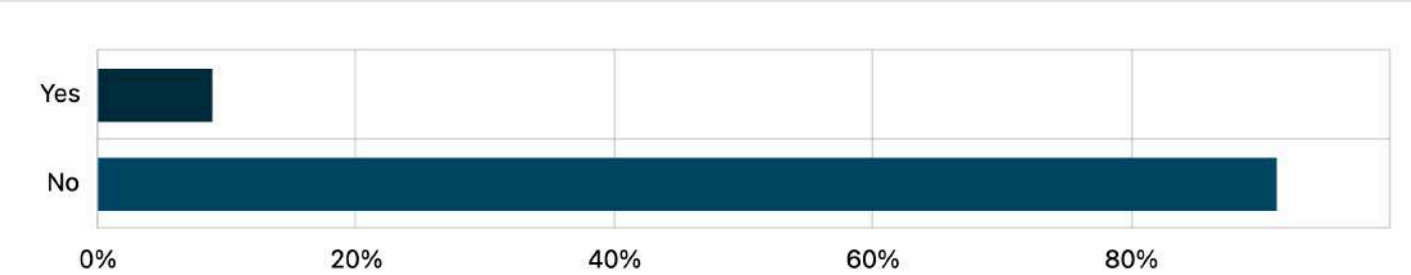
Multi Choice | Skipped: 179 | Answered: 3,584 (95.2%)



Answer choices	Percent	Count
Yes	6.84%	245
No	93.16%	3,339
Total	100.00%	3,584

7. Prior to your school implementing this year’s Pack It or Park It policy, did it take you longer to complete assignments in class because of access to your cell phone?

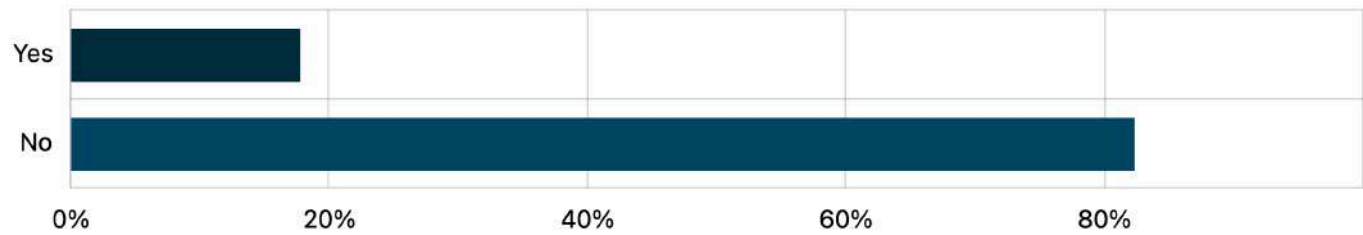
Multi Choice | Skipped: 175 | Answered: 3,588 (95.3%)



Answer choices	Percent	Count
Yes	8.81%	316
No	91.19%	3,272
Total	100.00%	3,588

8. Since your school implemented this year’s Pack It or Park It policy, have you ever asked to go to the restroom/use a hall pass for the purpose of checking your cell phone?

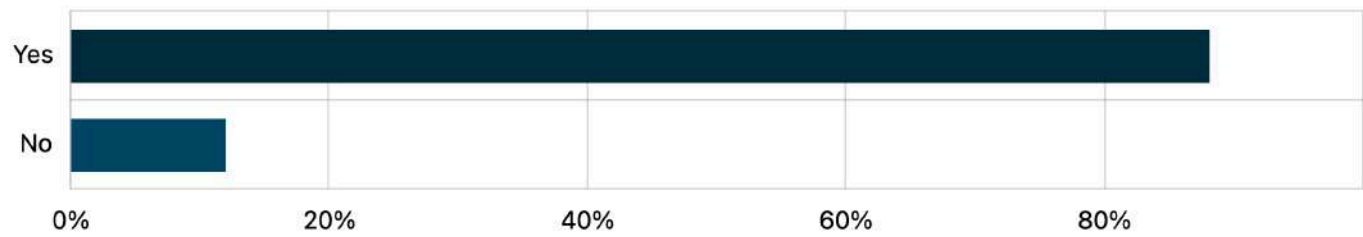
Multi Choice | Skipped: 178 | Answered: 3,585 (95.3%)



Answer choices	Percent	Count
Yes	17.71%	635
No	82.29%	2,950
Total	100.00%	3,585

9. Do you own wireless earbuds/headphones?


Multi Choice | Skipped: 9 | Answered: 3,754 (99.8%)



Answer choices	Percent	Count
Yes	88.07%	3,306
No	11.93%	448
Total	100.00%	3,754

10. Prior to your school implementing this year’s Pack It or Park It policy, did you bring your wireless earbuds/headphones to school regularly?

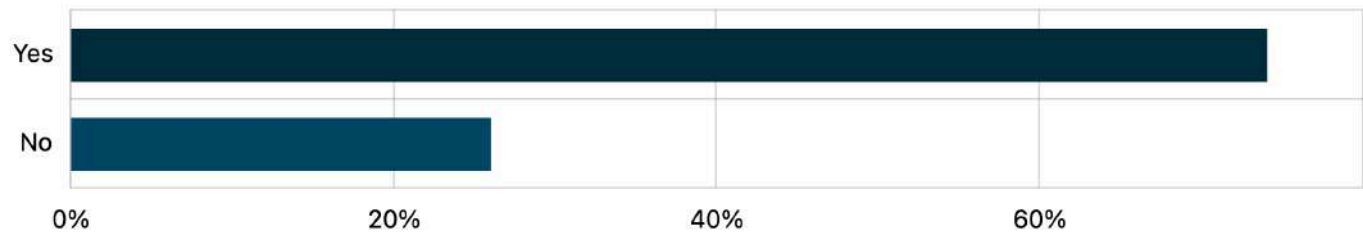
Multi Choice | Skipped: 466 | Answered: 3,297 (87.6%)



Answer choices	Percent	Count
Yes	86.17%	2,841
No	13.83%	456
Total	100.00%	3,297

11. Prior to your school implementing this year’s Pack It or Park It policy, did you use your wireless earbuds/headphones for personal use in class?

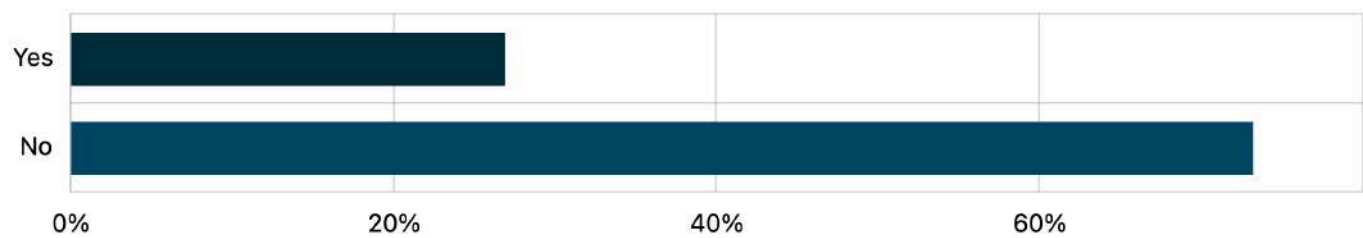
Multi Choice | Skipped: 920 | Answered: 2,843 (75.6%)



Answer choices	Percent	Count
Yes	74.04%	2,105
No	25.96%	738
Total	100.00%	2,843

12. Do you own a smartwatch?

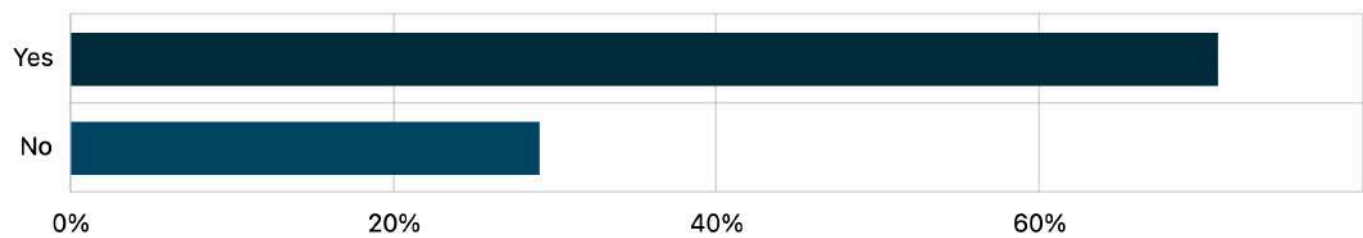
Multi Choice | Skipped: 8 | Answered: 3,755 (99.8%)



Answer choices	Percent	Count
Yes	26.84%	1,008
No	73.16%	2,747
Total	100.00%	3,755

13. Do you bring your smartwatch to school regularly?

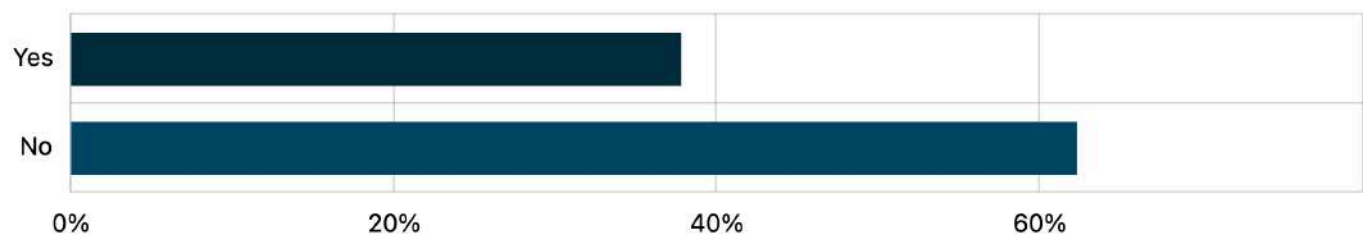
Multi Choice | Skipped: 2,756 | Answered: 1,007 (26.8%)



Answer choices	Percent	Count
Yes	71.00%	715
No	29.00%	292
Total	100.00%	1,007

14. Do you currently use your smartwatch for personal use in class?

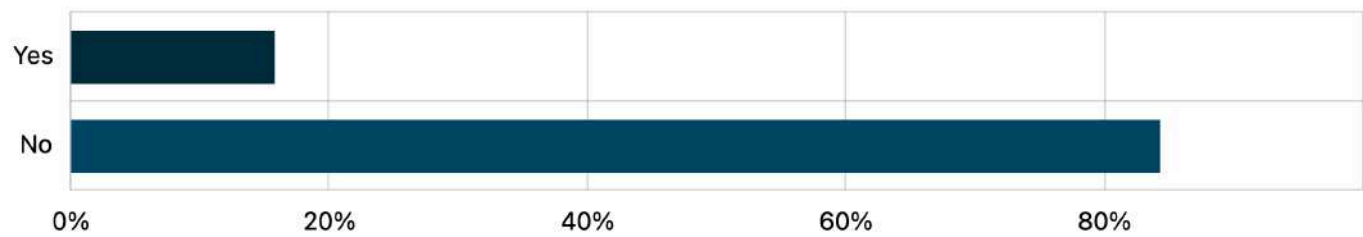
Multi Choice | Skipped: 3,040 | Answered: 723 (19.2%)



Answer choices	Percent	Count
Yes	37.76%	273
No	62.24%	450
Total	100.00%	723

15. Do you think your academic performance has improved since your school implemented this year’s Pack It or Park It policy?


Multi Choice | Skipped: 5 | Answered: 3,758 (99.9%)



Answer choices	Percent	Count
Yes	15.75%	592
No	84.25%	3,166
Total	100.00%	3,758

16. Do you have any accounts on social media (for example: Instagram, Snapchat, Tiktok)?

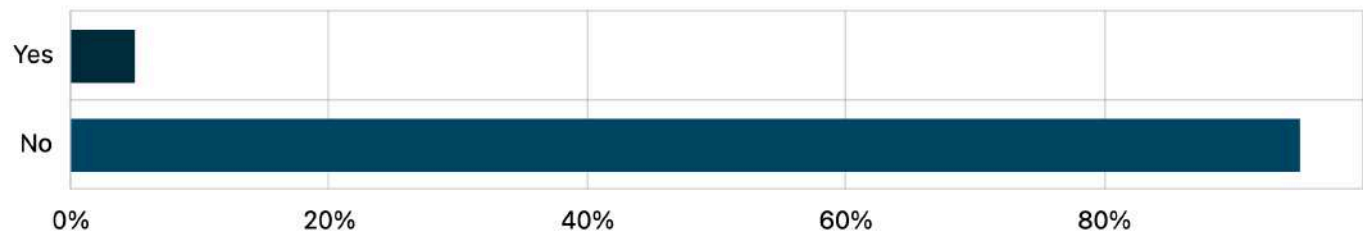
Multi Choice | Skipped: 4 | Answered: 3,759 (99.9%)



Answer choices	Percent	Count
Yes	83.16%	3,126
No	16.84%	633
Total	100.00%	3,759

17. Have you ever been bullied via text or social media during school hours?

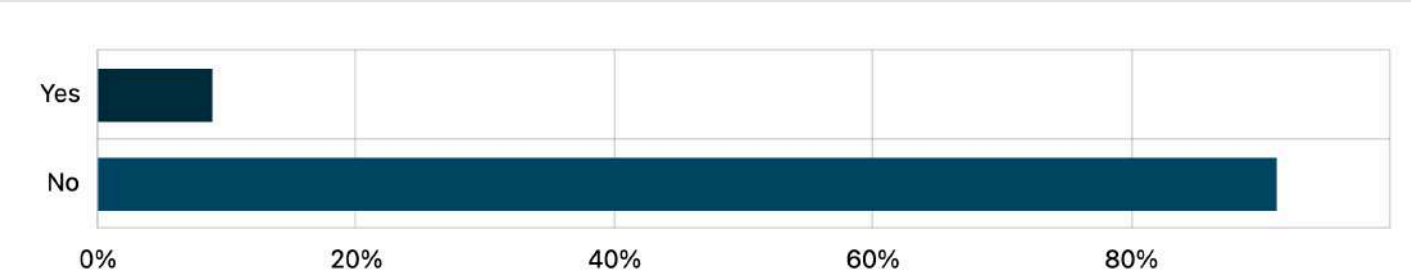
Multi Choice | Skipped: 1 | Answered: 3,762 (100%)



Answer choices	Percent	Count
Yes	4.92%	185
No	95.08%	3,577
Total	100.00%	3,762

18. Have cell phones negatively impacted your ability to engage in face-to-face conversation with other students during school hours?

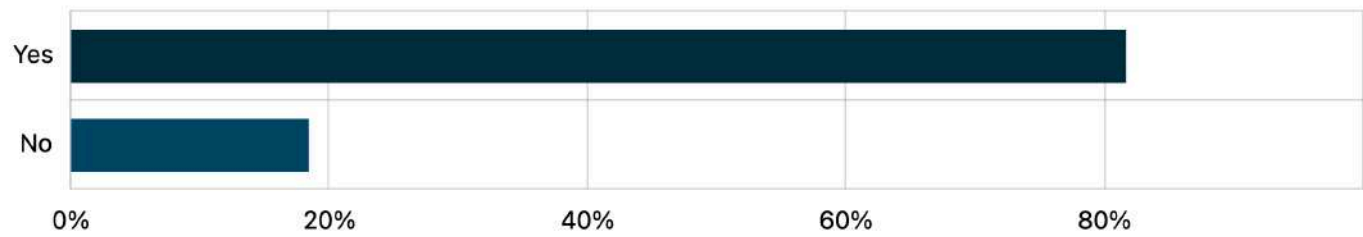
Multi Choice | Skipped: 5 | Answered: 3,758 (99.9%)



Answer choices	Percent	Count
Yes	8.81%	331
No	91.19%	3,427
Total	100.00%	3,758

19. Does your parent/guardian ever call or text you during school hours?

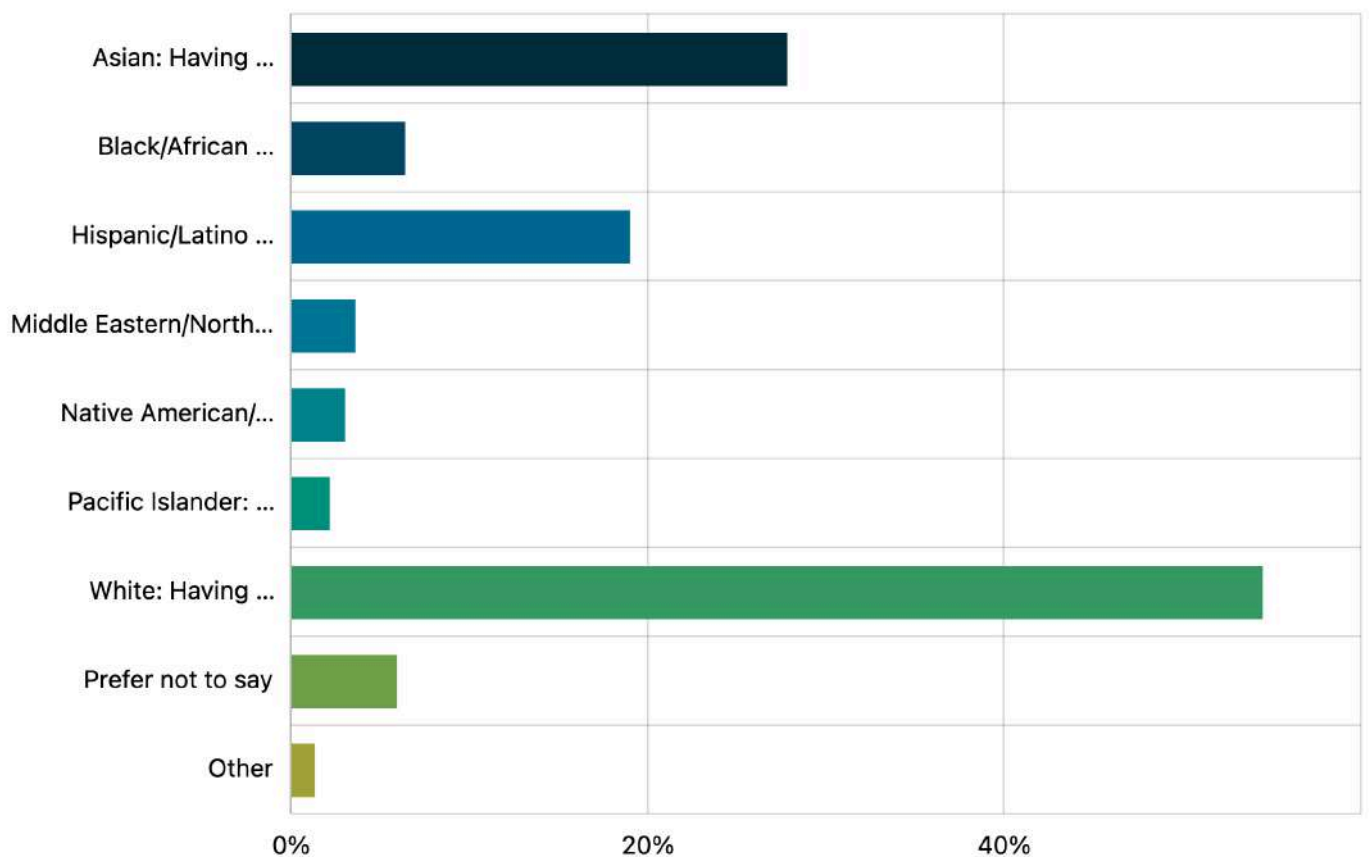
Multi Choice | Skipped: 2 | Answered: 3,761 (99.9%)



Answer choices	Percent	Count
Yes	81.63%	3,070
No	18.37%	691
Total	100.00%	3,761

20. How do you identify your race? (Mark all that apply)

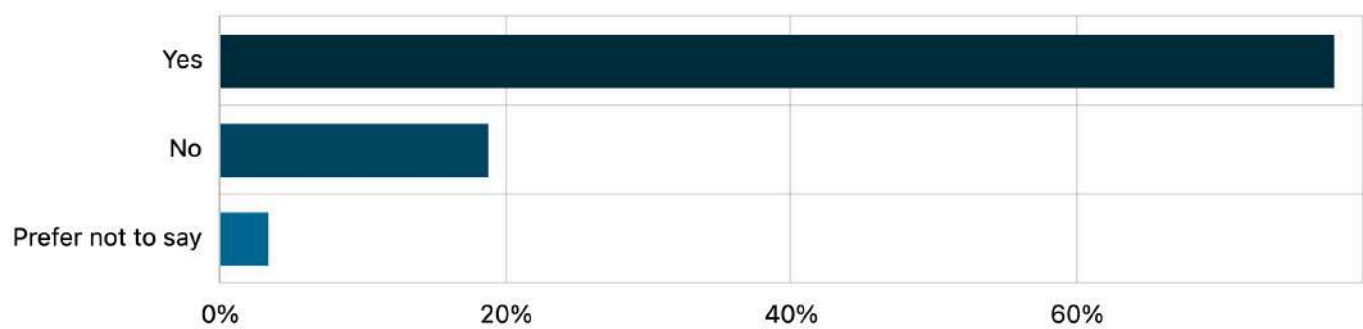
Multi Choice | Skipped: 66 | Answered: 3,697 (98.2%)



Answer choices	Percent	Count
Asian: Having origins in the Far East, Southeast Asia or the Indian subcontinent, including Cambodia, China, India, Japan, Korea, Malaysia, Pakistan, the Philippine Islands, Thailand and Vietnam.	27.81%	1,028
Black/African American: Having origins in any of the Black racial groups of Africa.	6.38%	236
Hispanic/Latino (Latinx): Having origins in Cuba, Mexico, Puerto Rico, Central and South America or other Spanish culture.	18.99%	702
Middle Eastern/North African: Having origins in any of the original peoples of the Middle East or North Africa.	3.57%	132
Native American/Alaska Native: Having origins in any of the original peoples of North America and who maintains tribal affiliation or community attachment.	3.00%	111
Pacific Islander: Having origins in any of the original peoples of Hawaii, Guam, Samoa or other Pacific Islands.	2.14%	79
White: Having origins in any of the original peoples of Europe, the Middle East or North Africa.	54.45%	2,013
Prefer not to say	5.92%	219
Other	1.30%	48

21. Is English your first language?

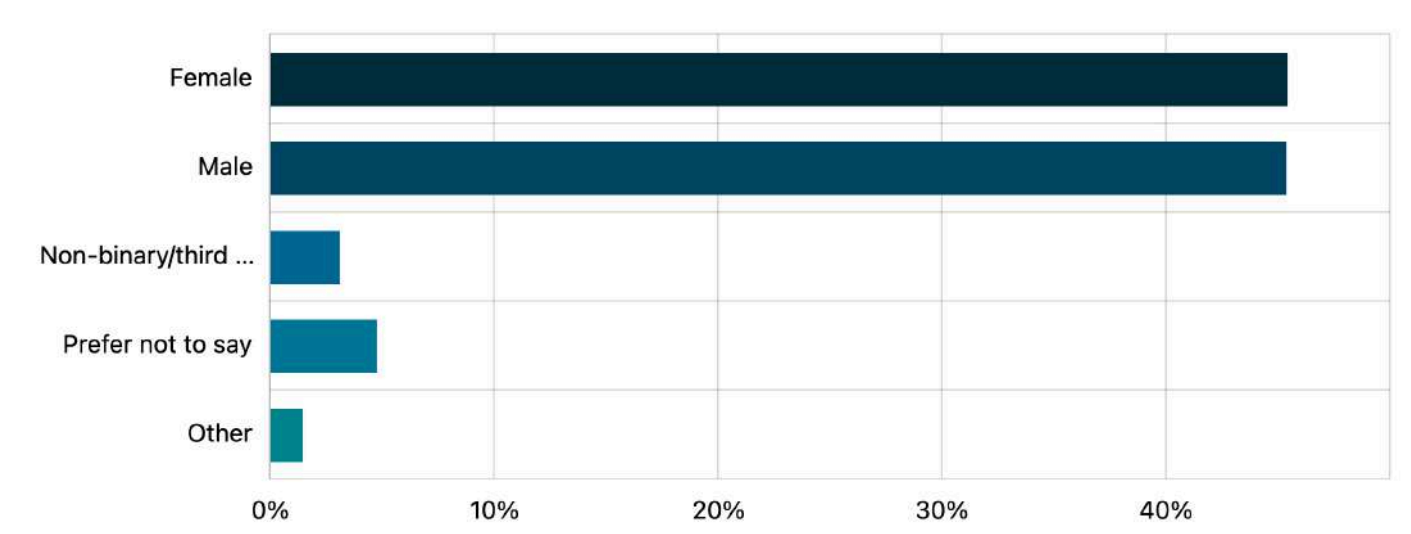
Multi Choice | Skipped: 48 | Answered: 3,715 (98.7%)



Answer choices	Percent	Count
Yes	77.93%	2,895
No	18.73%	696
Prefer not to say	3.34%	124
Total	100.00%	3,715

22. How do you identify your gender?

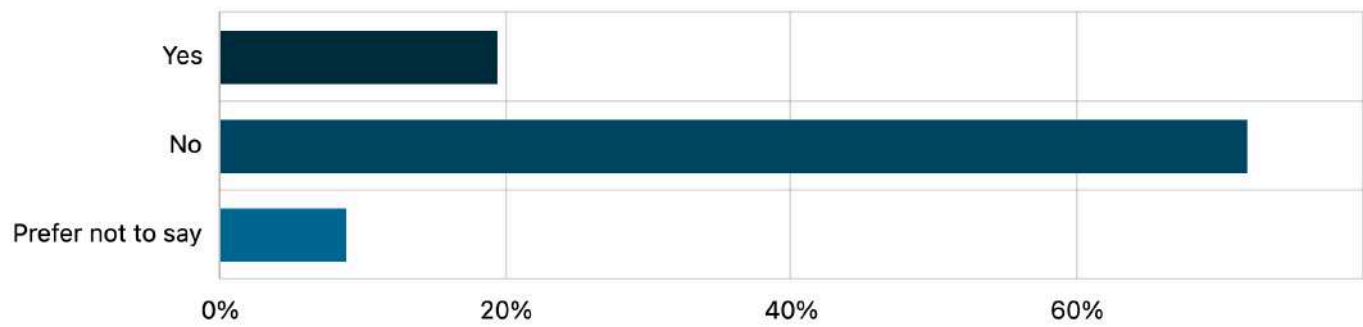
Multi Choice | Skipped: 45 | Answered: 3,718 (98.8%)



Answer choices	Percent	Count
Female	45.40%	1,688
Male	45.35%	1,686
Non-binary/third gender	3.09%	115
Prefer not to say	4.73%	176
Other	1.43%	53
Total	100.00%	3,718

23. Do you consider yourself a member of the lesbian, gay, bisexual, transgender, queer and/or questioning, two-spirit, intersex and/or asexual (LGBTQ2SIA+) community?

Multi Choice | Skipped: 54 | Answered: 3,709 (98.6%)



Answer choices	Percent	Count
Yes	19.36%	718
No	71.85%	2,665
Prefer not to say	8.79%	326
Total	100.00%	3,709