



pennsylvania
DEPARTMENT OF EDUCATION

The Pennsylvania System of School Assessment

Mathematics Item and Scoring Sampler



**2023–2024
Grade 3**

INFORMATION ABOUT MATHEMATICS	1
Introduction	1
General Introduction	1
Pennsylvania Core Standards (PCS)	1
What Is Included	1
Purpose and Uses	2
Item Format and Scoring Guidelines	2
Item Alignment	2
Testing Time and Mode of Testing Delivery for the PSSA	3
Mathematics Reporting Categories	3
Item and Scoring Sampler Format	4
Grade 3 Ruler	4
General Description of Scoring Guidelines for Mathematics Open-Ended Items	5
PSSA MATHEMATICS GRADE 3	6
Mathematics Test Directions	6
Multiple-Choice Items	7
Open-Ended Question	26
Item-Specific Scoring Guideline	28
Mathematics—Summary Data	42

INTRODUCTION

General Introduction

The Pennsylvania Department of Education (PDE) provides districts and schools with tools to assist in delivering focused instructional programs aligned with the Pennsylvania Core Standards (PCS). These tools include Academic Standards, Assessment Anchors and Eligible Content (AAEC) documents, assessment handbooks, and content-based item and scoring samplers. This Item and Scoring Sampler is a useful tool for Pennsylvania educators in preparing local instructional programs by providing samples of test item types and scored student responses. The item sampler is not designed to be used as a pretest, a curriculum, or any other benchmark for operational testing.

This Item and Scoring Sampler is available in Braille format. For more information regarding Braille, call (717) 901-2238.

Pennsylvania Core Standards (PCS)

This sampler contains examples of test questions designed to assess the Pennsylvania Assessment Anchors and Eligible Content aligned to the PCS. The Mathematics, Reading, and Writing PSSA transitioned to PCS-based operational Mathematics and English Language Arts assessments starting with the spring 2015 PSSA administration.

The PCS-aligned Assessment Anchors and Eligible Content documents are posted on this portal:

- www.education.pa.gov [Hover over “Data and Reporting,” select “Assessment and Accountability,” and select “PSSA-PA System of School Assessment.” Then select “Assessment Anchors/Eligible Content” on the right side of the screen.]

What Is Included

This sampler contains test questions, or test “items,” that have been written to align to the Assessment Anchors that are based on the PCS. The sample test questions model the types of items that may appear on an operational PSSA. Each sample test question has been through a rigorous review process to ensure alignment with the Assessment Anchors prior to being piloted in an embedded field test within a PSSA assessment and then used operationally on a PSSA assessment. Answer keys, scoring guidelines, and any related stimulus material are also included. Additionally, sample student responses are provided with each open-ended (OE) item to demonstrate the range of responses that students provided in response to these items.

Purpose and Uses

The items in this sampler may be used¹ as examples for creating assessment items at the classroom level. Classroom teachers may find it beneficial to have students respond to the open-ended item in this sampler. Educators may then use the sampler as a guide to score the responses either independently or together with colleagues within a school or district. This sampler also includes the *General Description of Scoring Guidelines for Mathematics Open-Ended Items* that students will have access to during a PSSA mathematics administration. The general description of scoring guidelines may be distributed to students for use during local assessments and may also be used by educators when scoring local assessments.

Item Format and Scoring Guidelines

The multiple-choice (MC) items have four answer choices. Each correct response to an MC item is worth one point.

Each OE item is designed to take approximately ten to fifteen minutes to complete. During the administration of the PSSA, students are given additional time as necessary to complete the test items. Each OE item in mathematics is scored using an item-specific scoring guideline based on a 0–4-point scale. In this sampler, every item-specific scoring guideline is combined with examples of student responses that represent each score point to form a practical, item-specific scoring guide.

Item Alignment

All PSSA items are aligned to statements and specifications included in the *Assessment Anchors and Eligible Content Aligned to the Pennsylvania Core Standards*. The mathematics content, process skills, directives, and action statements included in the PSSA mathematics questions align with the Assessment Anchor Content Standards. The Eligible Content statements represent the limits of the content of the mathematics questions.

¹ The permission to copy and/or use these materials does not extend to commercial purposes.

Testing Time and Mode of Testing Delivery for the PSSA

The PSSA is delivered in a traditional paper-and-pencil format as well as in an online format. The estimated time to respond to a test question is the same for both methods of test delivery. The following table shows the estimated response time for each item type.

Mathematics Item Type	MC	OE
Estimated Response Time (minutes)	2	10 to 15

During an official test administration, students are given as much additional time as is necessary to complete the test questions.

Mathematics Reporting Categories

The Assessment Anchors are organized into four classifications as listed below.

• A = Numbers and Operations	• C = Geometry
• B = Algebraic Concepts	• D = Data Analysis and Probability

These four classifications are used throughout the grade levels. In addition to these classifications, there are five Reporting Categories for each grade level. The first letter of each Reporting Category represents the classification; the second letter represents the Domain as stated in the Common Core State Standards for Mathematics. Listed below are the Reporting Categories for Grade 3.

- A-T = Numbers and Operations in Base Ten
- A-F = Numbers and Operations—Fractions
- B-O = Operations and Algebraic Thinking
- C-G = Geometry
- D-M = Measurement and Data

Examples of MC and OE items assessing these categories are included in this sampler.

Item and Scoring Sampler Format

This sampler includes the test directions and scoring guidelines that appear in the PSSA Mathematics assessments. Each MC item is followed by a table that includes the item alignment, the answer key, the depth of knowledge (DOK) level, the percentage² of students who chose each answer option, and a brief answer-option analysis or rationale. The OE item is followed by a table that includes the item alignment, the DOK level, and the mean student score. Additionally, each of the included item-specific scoring guidelines is combined with sample student responses representing each score point to form a practical item-specific scoring guide. The *General Description of Scoring Guidelines for Mathematics Open-Ended Items* used to develop the item-specific scoring guidelines should be used if any additional item-specific scoring guidelines are created for use within local instructional programs. The student responses in this item and scoring sampler are actual student responses; however, the handwriting has been changed to protect the students' identities and to make the item and scoring sampler accessible to as many people as possible.

Example Multiple-Choice Item Information Table

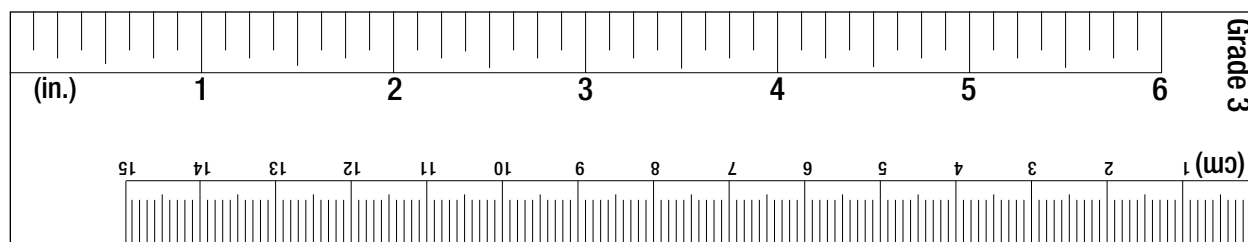
Item Information	
Alignment	Assigned AAEC
Answer Key	Correct Answer
Depth of Knowledge	Assigned DOK
p-value A	Percentage of students who selected option A
p-value B	Percentage of students who selected option B
p-value C	Percentage of students who selected option C
p-value D	Percentage of students who selected option D
Option Annotations	Brief answer-option analysis or rationale

Example Open-Ended Item Information Table

Alignment	Assigned AAEC	Depth of Knowledge	Assigned DOK	Mean Score	Average Score
-----------	---------------	--------------------	--------------	------------	---------------

Grade 3 Ruler

The ruler shown below is not intended to be used to measure. It has been included as a representation of the rulers that will be provided for students when they take the test. Due to differences in printers, the ruler and measurement questions within this sampler may not accurately reproduce to scale.



² All p-value percentages listed in the item information tables have been rounded.

General Description of Scoring Guidelines for Mathematics Open-Ended Items

4— The response demonstrates a *thorough* understanding of the mathematical concepts and procedures required by the task.

The response provides correct answer(s) with clear and complete mathematical procedures shown and a correct explanation, as required by the task. The response may contain a minor “blemish” or omission in work or explanation that does not detract from demonstrating a *thorough* understanding.

3— The response demonstrates a *general* understanding of the mathematical concepts and procedures required by the task.

The response and explanation (as required by the task) are mostly complete and correct. The response may have minor errors or omissions that do not detract from demonstrating a *general* understanding.

2— The response demonstrates a *partial* understanding of the mathematical concepts and procedures required by the task.

The response is somewhat correct with *partial* understanding of the required mathematical concepts and/or procedures demonstrated and/or explained. The response may contain some work that is incomplete or unclear.

1— The response demonstrates a *minimal* understanding of the mathematical concepts and procedures required by the task.

0— The response has no correct answer and *insufficient* evidence to demonstrate any understanding of the mathematical concepts and procedures required by the task for that grade level.

The response may show only information copied from the question.

Special Categories within zero reported separately:

BLK (blank).....Is blank, is entirely erased, or gives a written refusal to respond

OT.....Is off-task

LOE.....Is in a language other than English

IL.....Is illegible

MATHEMATICS TEST DIRECTIONS

Directions: On the following pages are the Mathematics questions.

- You may not use a calculator on this test.
- You may need a ruler for question(s) on this test.

Directions for Multiple-Choice Questions

Some questions will ask you to select an answer from among four choices.

For the multiple-choice questions:

- First solve the problem on scratch paper.
- Choose the correct answer and record your choice in the booklet.
- If none of the choices matches your answer, go back and check your work for possible errors.
- Only one of the answers provided is the correct response.

Directions for Open-Ended Questions

Some questions will require you to write your response.

For the open-ended questions:

- These questions have more than one part. Be sure to read the directions carefully.
- You cannot receive the highest score for an open-ended question without completing all tasks in the question. For example, if the question asks you to show your work or explain your reasoning, be sure to show your work or explain your reasoning in the space provided.
- If the question does **not** ask you to show your work or explain your reasoning, you may use the space provided, but only those parts of your response that the question specifically asks for will be scored.
- Write your response in the appropriate location within the response box in the booklet. Some answers may require graphing, plotting, labeling, drawing, or shading. If you use scratch paper, be sure to transfer your final response and any needed work or reasoning to the booklet.

MULTIPLE-CHOICE ITEMS

1. Devon rode his bike a total of 4 miles.

When he stopped for lunch, he had ridden his bike 2 miles.

Which number shows the fraction of the bike ride Devon had completed when he stopped for lunch?

(A) $\frac{2}{1}$

(B) $\frac{2}{4}$

(C) $\frac{4}{2}$

(D) $\frac{4}{4}$

Item Information	
Alignment	A-F.1.1
Answer Key	B
Depth of Knowledge	1
p-value A	6%
p-value B	69% (correct answer)
p-value C	21%
p-value D	4%
Option Annotations	<p>A. uses the number of miles biked</p> <p>B. Correct: uses the partial distance (2 miles) as the numerator and the whole distance (4 miles) as the denominator</p> <p>C. uses the reciprocal</p> <p>D. uses an incorrect numerator</p>

2. Susan and Tamara each make a pizza.

Their pizzas are the same size.

Susan cuts her pizza into 3 equal slices.

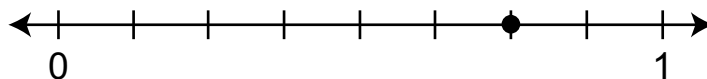
Tamara cuts her pizza into 6 equal slices.

Which pair of sentences correctly describes whose slices of pizza are bigger?

- Ⓐ Susan's slices are bigger.
Each slice is $\frac{2}{6}$ of the pizza.
- Ⓑ Susan's slices are bigger.
Each slice is $\frac{4}{6}$ of the pizza.
- Ⓒ Tamara's slices are bigger.
Each slice is $\frac{1}{6}$ of the pizza.
- Ⓓ Tamara's slices are bigger.
Each slice is $\frac{1}{3}$ of the pizza.

Item Information	
Alignment	A-F.1.1.1 A-F.1.1.3 A-F.1.1.5
Answer Key	A
Depth of Knowledge	2
p-value A	46% (correct answer)
p-value B	20%
p-value C	18%
p-value D	16%
Option Annotations	<p>A. Correct: either recognizes that a pizza cut into 3 pieces would have larger pieces than a same-size pizza cut into 6 pieces and converts $\frac{1}{3}$ to $\frac{2}{6}$ by multiplying the numerator and the denominator by 2 OR converts $\frac{1}{3}$ to $\frac{2}{6}$ by multiplying the numerator and the denominator by 2 and recognizes that $\frac{2}{6}$ is greater than $\frac{1}{6}$ by comparing the numerators</p> <p>B. adds 3 to the numerator and denominator to change $\frac{1}{3}$ to $\frac{4}{6}$</p> <p>C. gets the right fraction but does not compare correctly</p> <p>D. gets the wrong fraction and wrong comparison</p>

3. A fraction is represented on the number line shown below.

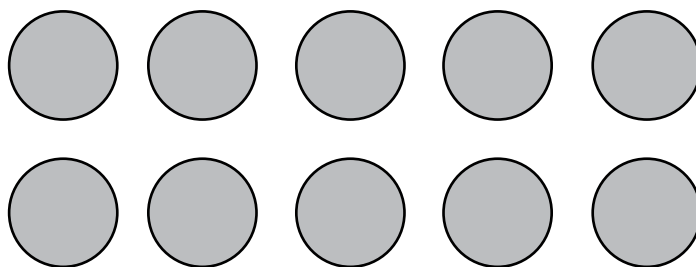


Which fraction is represented on the number line?

- (A) $\frac{6}{8}$
- (B) $\frac{7}{9}$
- (C) $\frac{8}{6}$
- (D) $\frac{6}{2}$

Item Information	
Alignment	A-F.1.1.2
Answer Key	A
Depth of Knowledge	1
p-value A	61% (correct answer)
p-value B	19%
p-value C	9%
p-value D	11%
Option Annotations	<p>A. Correct: identifies that the number line is divided into 8 equal parts and that the point is on the 6th tick mark (of 8) after 0, so this point represents $\frac{6}{8}$</p> <p>B. counts the tick mark at 0 as a part</p> <p>C. switches the numerator and denominator</p> <p>D. uses the two tick marks that are not part of the numerator as the denominator</p>

4. The group of circles below represents the expression 2×5 .



Which expression can the group of circles also represent?

- Ⓐ $5 + 2$
- Ⓑ $10 \div 2$
- Ⓒ $5 \div 2$
- Ⓓ 10×2

Item Information	
Alignment	B-O.1.1
Answer Key	B
Depth of Knowledge	2
p-value A	10%
p-value B	60% (correct answer)
p-value C	17%
p-value D	13%
Option Annotations	<p>A. adds the number of columns to the number of rows</p> <p>B. Correct: either selects the related division expression for the given multiplication expression represented by the group of circles OR recognizes that the 10 circles can be divided into 2 rows</p> <p>C. thinks the operation should be changed when switching the order of the numbers</p> <p>D. selects the wrong operation</p>

5. Colby is making a comic book.

He draws 48 pictures for his comic book.

There are 6 pictures on each page.

How many pages are in Colby's comic book?

- Ⓐ 6
- Ⓑ 7
- Ⓒ 8
- Ⓓ 12

Item Information	
Alignment	B-O.1.1.2
Answer Key	C
Depth of Knowledge	2
p-value A	8%
p-value B	8%
p-value C	60% (correct answer)
p-value D	24%
Option Annotations	<p>A. confuses the products of 6×8 and 6×6</p> <p>B. confuses the products of 6×8 and 6×7</p> <p>C. Correct: divides 48 by 6 and determines the quotient is 8</p> <p>D. either uses $6 \times 10 - 6 \times 2$ to get 48 but then adds 10 and 2 rather than subtracting 2 from 10 OR identifies an incorrect factor of 48</p>

6. Maddison makes beaded bracelets.

She uses 9 beads for each bracelet.

Maddison uses the equation below to find the number of bracelets (\square) she can make with 72 beads.

$$9 \times \square = 72$$

How many bracelets can Maddison make with 72 beads?

- Ⓐ 8
- Ⓑ 9
- Ⓒ 63
- Ⓓ 81

Item Information	
Alignment	B-O.1.2.2
Answer Key	A
Depth of Knowledge	1
p-value A	76% (correct answer)
p-value B	12%
p-value C	8%
p-value D	4%
Option Annotations	<p>A. Correct: recognizes that $9 \times 8 = 72$</p> <p>B. confuses the products of 9×8 and 9×9</p> <p>C. subtracts 9 from 72 (i.e., uses $9 + 63 = 72$)</p> <p>D. attempts to find a related fact but uses addition rather than division (i.e., adds 9 and 72)</p>

7. Bruce has 8 baskets and 56 apples.

He wants to put an equal number of apples into each basket.

Which number sentence shows a way Bruce could find the number of apples in each basket?

- Ⓐ $56 - 8 = ?$
- Ⓑ $8 \div ? = 56$
- Ⓒ $8 \times ? = 56$
- Ⓓ $56 \times 8 = ?$

Item Information	
Alignment	B-O.2.2.1
Answer Key	C
Depth of Knowledge	2
p-value A	13%
p-value B	21%
p-value C	54% (correct answer)
p-value D	12%
Option Annotations	<p>A. confuses division and subtraction</p> <p>B. understands this as a division problem but confuses the relation between the numbers</p> <p>C. Correct: recognizes that $56 \div 8$ represents the situation and understands that a division problem can be represented as a related multiplication equation, using the number of baskets (8) and the unknown quantity as the numbers to be multiplied and the total number of apples (56) as the product</p> <p>D. understands that division is related to multiplication but confuses the relation between the numbers</p>

8. Which method describes a way to find the value of 6×9 ?

- Ⓐ Multiply 6×1 and then add 8.
- Ⓑ Multiply 1×9 and then add 5.
- Ⓒ Multiply 6×10 and then subtract 1.
- Ⓓ Multiply 6×10 and then subtract 6.

Item Information	
Alignment	B-O.3.1
Answer Key	D
Depth of Knowledge	2
p-value A	12%
p-value B	10%
p-value C	17%
p-value D	61% (correct answer)
Option Annotations	<p>A. thinks $1 + 8 = 9$</p> <p>B. thinks $1 + 5 = 6$</p> <p>C. thinks subtracting 1 from 6×10 is the same as 6×9 since $10 - 1 = 9$</p> <p>D. Correct: either recognizes that 10 groups of 6, represented by (6×10), can be changed into 9 groups of 6, represented by (6×9), by removing 6 OR recognizes that $10 - 1 = 9$, and therefore 9 groups of 6 can be represented by $(6 \times 10) - (6 \times 1)$</p>

9. Malcolm learned to spell 8 new words during the first week of school.

The table below shows the total number of new words he has learned to spell by the end of each week.

Spelling New Words

Week	Total Number of New Words
1	8
2	14
3	20
4	26
5	
6	38

The total number of new words Malcolm learns to spell makes a pattern.

How many new words had Malcolm learned to spell by the end of week 5?

- Ⓐ 28
- Ⓑ 30
- Ⓒ 32
- Ⓓ 34

Item Information	
Alignment	B-O.3.1.5
Answer Key	C
Depth of Knowledge	2
p-value A	9%
p-value B	18%
p-value C	58% (correct answer)
p-value D	15%
Option Annotations	<p>A. recognizes that the numbers in the pattern are all even, so selects the next even number after 26</p> <p>B. either selects a multiple of 10 between 26 and 38 OR subtracts the week 1 words (8) from the week 6 words (38)</p> <p>C. Correct: recognizes that the rule for the pattern is “add 6,” so adds 6 to the previous number of words (26) and determines the sum is 32</p> <p>D. adds the week 1 words (8) to the week 4 words (26)</p>

10. Which statement about polygons is true?

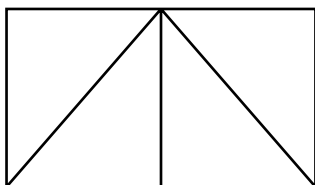
- Ⓐ The sides may be curved.
- Ⓑ All polygons have exactly 4 sides.
- Ⓒ All polygons have at least 3 sides.
- Ⓓ The sides are always the same length.

Item Information	
Alignment	C-G.1.1
Answer Key	C
Depth of Knowledge	1
p-value A	14%
p-value B	23%
p-value C	36% (correct answer)
p-value D	27%
Option Annotations	<p>A. does not understand that the sides of a polygon must be straight</p> <p>B. identifies the definition of a quadrilateral</p> <p>C. Correct: recognizes that polygons have straight sides, 3 or more sides, and that the sides may have different lengths</p> <p>D. considers only regular polygons</p>

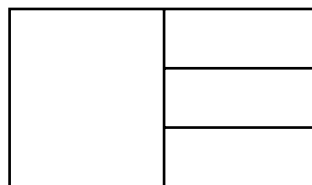
11. Jackie will cut a piece of paper into equal-sized parts to share with three of her friends.

Which shape shows how Jackie could cut the paper so that she and her three friends can each have $\frac{1}{4}$ of the paper?

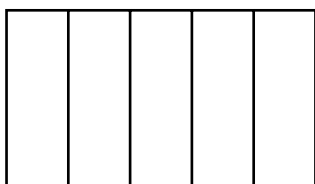
(A)



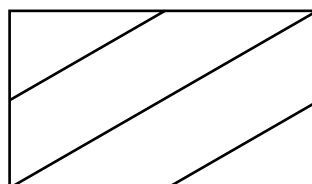
(B)



(C)



(D)




Item Information	
Alignment	C-G.1.1.3
Answer Key	A
Depth of Knowledge	2
p-value A	67% (correct answer)
p-value B	7%
p-value C	20%
p-value D	6%
Option Annotations	<p>A. Correct: identifies a shape that is divided into 4 equal-sized pieces</p> <p>B. identifies a shape that is divided into 4 pieces but does not consider that the pieces are not all equal-sized</p> <p>C. identifies a shape that is divided into 5 equal-sized pieces made from 4 equal-spaced “cuts”</p> <p>D. identifies a shape that is divided into 4 pieces but does not consider that the pieces are not all equal-sized</p>

12. Jill worked on her homework for 23 minutes.

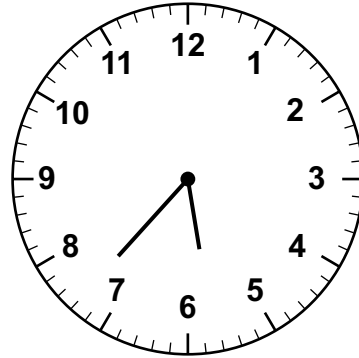
She had to stop at 6:00 for dinner.

Which clock shows the time Jill began her homework?

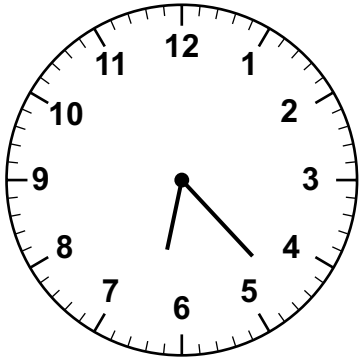
(A)




(B)



(C)



(D)




Item Information	
Alignment	D-M.1.1.1 D-M.1.1.2
Answer Key	B
Depth of Knowledge	1
p-value A	23%
p-value B	47% (correct answer)
p-value C	18%
p-value D	12%
Option Annotations	<p>A. recognizes that the time is before 6:00, so selects an hour hand pointing between the 5 and 6, but selects a minute hand pointing to 23 minutes after the hour rather than 23 minutes before the hour</p> <p>B. Correct: recognizes that the clock should show 23 minutes before 6:00, so selects an hour (shorter) hand pointing between the 5 and 6 and a minute (longer) hand pointing at the third tick mark before the 8 since this represents 23 minutes before the hour</p> <p>C. selects a clock showing 23 minutes after 6:00 rather than 23 minutes before 6:00</p> <p>D. selects a minute hand pointing to 23 minutes before the hour but selects an hour hand pointing to a time after 6:00 (between the 6 and 7) rather than before 6:00 (between the 5 and 6)</p>

13. Kendra has \$2.31, and Logan has \$2.76.


Bella has more money than Kendra, but she has less money than Logan.

Which amount of money could be the money Bella has?

(A)



(B)



(C)

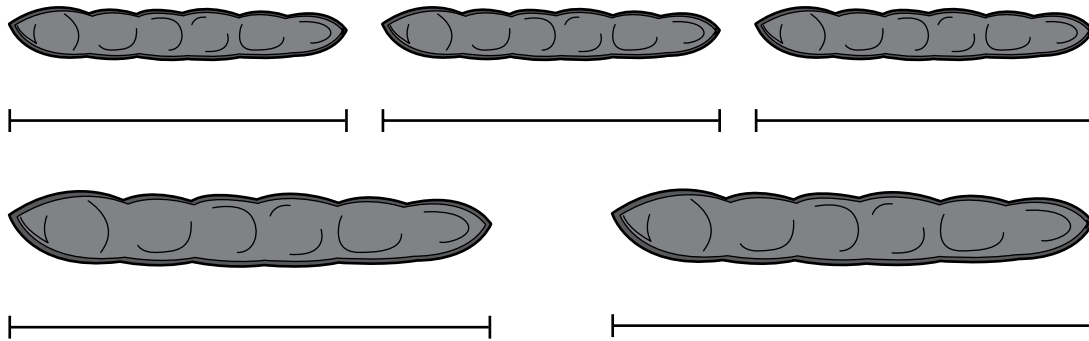


(D)



Item Information	
Alignment	D-M.1.3.1
Answer Key	D
Depth of Knowledge	2
p-value A	21%
p-value B	19%
p-value C	13%
p-value D	47% (correct answer)
Option Annotations	<p>A. either selects the amount of money Kendra has OR confuses the values of nickels and dimes, for a total of \$2.46</p> <p>B. counts each quarter as 5 cents, for a total of \$2.35</p> <p>C. determines that the value of the coins is 57 cents, which is between 31 cents and 76 cents, but does not consider that there is only one \$1 bill</p> <p>D. Correct: calculates \$1 bill = \$1.00, 5 quarters = \$1.25, 2 dimes = \$0.20, 3 nickels = \$0.15, and 1 penny = \$0.01 for a total of \$2.61, which is more than \$2.31 and less than \$2.76</p>

14. Mr. Arden grew some green beans as shown below.

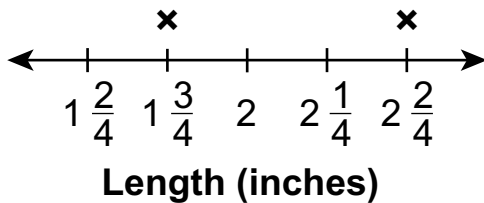


Use your ruler to measure the lengths, to the nearest quarter inch, of the green beans.

Which line plot represents the lengths, to the nearest quarter inch, of the green beans?

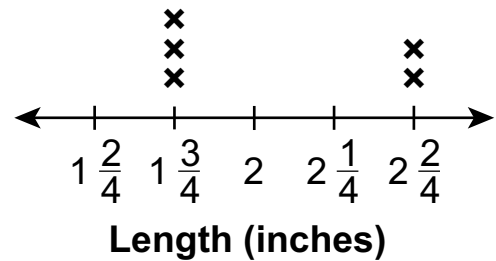
(A)

Green Beans



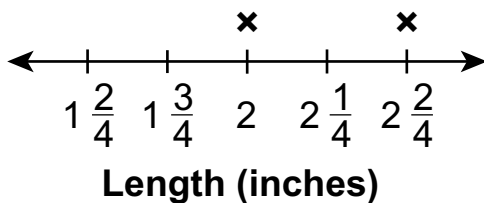
(B)

Green Beans



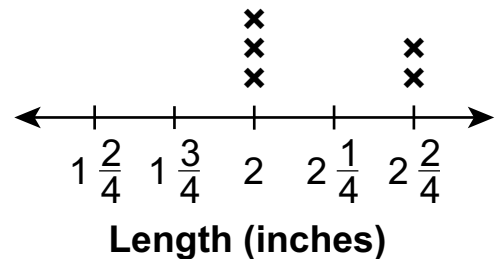
(C)

Green Beans




(D)

Green Beans



Item Information	
Alignment	D-M.2.1.3
Answer Key	B
Depth of Knowledge	2
p-value A	13%
p-value B	55% (correct answer)
p-value C	9%
p-value D	23%
Option Annotations	<p>A. uses only 1 mark for each length</p> <p>B. Correct: determines that the length of each of the three smaller beans is $1\frac{3}{4}$ inches long and each of the two longer beans is $2\frac{1}{2}$ inches long; on the line plot, indicates these measurements by using three marks at $1\frac{3}{4}$ and two marks at $2\frac{2}{4}$, since $\frac{2}{4}$ is equivalent to $\frac{1}{2}$</p> <p>C. measures the beans to the nearest half inch, rounding each of the smaller measurements up to 2 inches, and uses only 1 mark for each length</p> <p>D. measures the beans to the nearest half inch, rounding each of the smaller measurements up to 2 inches</p>

15. Mr. Gomez uses square tiles to cover the kitchen floor as shown below.



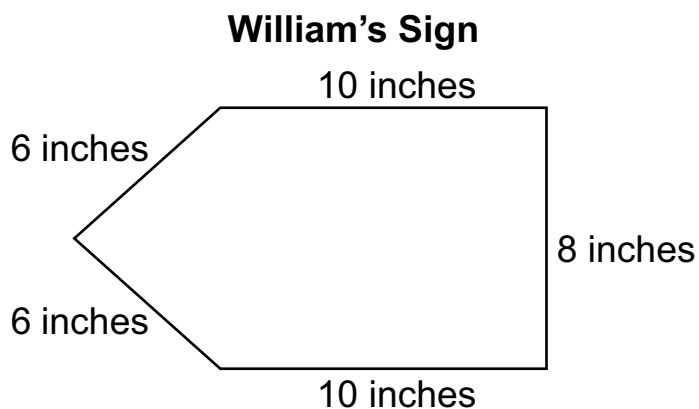
Each square tile has an area of one square foot.

What is the area, in square feet, of the kitchen floor?

- Ⓐ 19
- Ⓑ 26
- Ⓒ 30
- Ⓓ 40

Item Information	
Alignment	D-M.3.1.1
Answer Key	C
Depth of Knowledge	1
p-value A	5%
p-value B	12%
p-value C	78% (correct answer)
p-value D	5%
Option Annotations	<p>A. counts only the tiles along the outer edge of the figure</p> <p>B. determines the perimeter of the figure</p> <p>C. Correct: counts all the tiles to get 30 total (may use various grouping strategies so as not to count the tiles one at a time)</p> <p>D. multiplies the overall length (8) by the overall width (5)</p>

16. William makes the sign shown.



What is the perimeter, in inches, of William's sign?

- Ⓐ 30
- Ⓑ 34
- Ⓒ 40
- Ⓓ 42

Item Information	
Alignment	D-M.4.1.1
Answer Key	C
Depth of Knowledge	1
p-value A	8%
p-value B	5%
p-value C	80% (correct answer)
p-value D	7%
Option Annotations	<p>A. omits one of the 10-inch sides</p> <p>B. omits one of the 6-inch sides</p> <p>C. Correct: adds the lengths of all five sides and determines the sum is 40</p> <p>D. uses 10 inches for the 8-inch side</p>

OPEN-ENDED QUESTION

17. Elyssa, Kendra, Hendrix, and Mike played a game.

- Elyssa scored 132 points.
- Kendra scored 97 points.
- Hendrix scored 105 points.
- Mike scored 68 points.

A. What is the difference between the number of points Elyssa scored and the number of points Kendra scored?

PUT your answer in the **BLANK BELOW**.

Answer: _____ points

B. WRITE a number sentence using $<$, $>$, or $=$ to compare the number of points Elyssa scored to the number of points Kendra scored.

Number Sentence: _____

Go to the next page to finish question 17.

GO ON 

17. **Continued.** Please refer to the previous page for task explanation.


C. LIST the four scores in order from the **greatest** number of points to the **least** number of points.

EXPLAIN how you used place value to determine which score is the **greatest**.

greatest

least

After you have finished your work, close this booklet so your teacher will know you are finished.



Item-Specific Scoring Guideline

#17 Item Information

Alignment	A-T.1 B-O.3	Depth of Knowledge	2	Mean Score	2.00
------------------	----------------	---------------------------	---	-------------------	------

Assessment Anchor this item will be reported under:

M03.A-T.1 — Use place-value understanding and properties of operations to perform multi-digit arithmetic.

Specific Anchor Descriptor addressed by this item:

M03.A-T.1.1 — Apply place-value strategies to solve problems.

M03.B-O.3.1 — Use operations, patterns, and estimation strategies to solve problems (may include word problems).

Scoring Guide

Score	In this item, the student . . .
4	Demonstrates a thorough understanding of how to use place-value understanding and properties of operations to perform multi-digit arithmetic by correctly solving problems and clearly explaining procedures.
3	Demonstrates a general understanding of how to use place-value understanding and properties of operations to perform multi-digit arithmetic by correctly solving problems and clearly explaining procedures with only minor errors or omissions.
2	Demonstrates a partial understanding of how to use place-value understanding and properties of operations to perform multi-digit arithmetic by correctly performing a significant portion of the required task.
1	Demonstrates minimal understanding of how to use place-value understanding and properties of operations to perform multi-digit arithmetic.
0	The response has no correct answer and insufficient evidence to demonstrate any understanding of the mathematical concepts and procedures as required by the task. Response may show only information copied from the question.

Top-Scoring Student Response and Training Notes

Score	Description
4	Student earns 4 points.
3	Student earns 3.0–3.5 points.
2	Student earns 2.0–2.5 points.
1	Student earns 0.5–1.5 points. OR Student demonstrates minimal understanding of how to use place-value understanding and properties of operations to perform multi-digit arithmetic.
0	Response is incorrect or contains some correct work that is irrelevant to the skill or concept being measured.

Top-Scoring Response

Part A (1 point):

1 point for correct answer

What?	Why?
35 (points)	

Part B (1 point):

1 point for correct answer

What?	Why?
132 > 97 OR 97 < 132	

Part C (2 points):

1 point for correct answer

OR $\frac{1}{2}$ point for reverse order (least to greatest)

1 point for correct and complete explanation

OR $\frac{1}{2}$ point for correct but incomplete explanation

What?				Why?
<u>132</u>	<u>105</u>	<u>97</u>	<u>68</u>	<p>Sample Explanation: The two three-digit numbers are greater than the two two-digit numbers. The hundreds place is the same in both three-digit numbers, so I looked at the tens place. Since 3 tens is larger than 0 tens, I know that 132 is the greatest.</p> <p>OR equivalent</p>
greatest			least	
OR				
<u>Elyssa</u>	<u>Hendrix</u>	<u>Kendra</u>	<u>Mike</u>	
greatest			least	

STUDENT RESPONSE

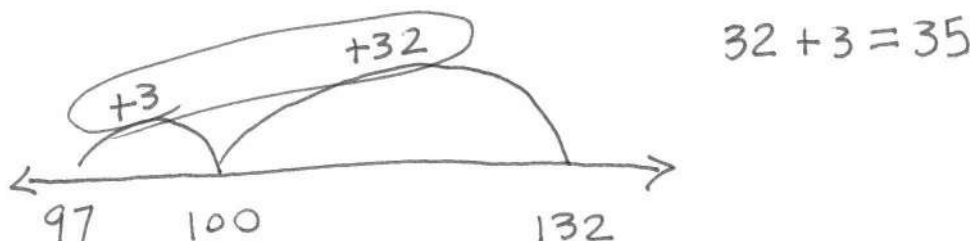
Response Score: 4 points

17. Elyssa, Kendra, Hendrix, and Mike played a game.

- Elyssa scored 132 points.
- Kendra scored 97 points.
- Hendrix scored 105 points.
- Mike scored 68 points.

A. What is the difference between the number of points Elyssa scored and the number of points Kendra scored?

PUT your answer in the **BLANK BELOW**.



Part A. The student provided the correct answer (35). The work shown is correct, though not required. The student used a number line to see how far 97 and 132 are from 100. Above the number line the student has written +3 for the distance from 97 to 100 and +32 for the distance from 100 to 132. The student then added these distances together to find the total distance between 97 and 132 ($32 + 3 = 35$). [1 point]

Answer: 35 points

B. **WRITE** a number sentence using $<$, $>$, or $=$ to compare the number of points Elyssa scored to the number of points Kendra scored.

$$97 < 132$$

Part B. The student provided the correct number sentence ($97 < 132$), using the “less than” symbol ($<$) to show that 97 is less than 132. [1 point]

Number Sentence: 97 < 132

Go to the next page to finish question 17.

GO ON 

17. **Continued.** Please refer to the previous page for task explanation.

C. LIST the four scores in order from the **greatest** number of points to the **least** number of points.


EXPLAIN how you used place value to determine which score is the **greatest**.

I determine how 4 scores from
greatest to least by I went to the
hundred place. I saw 132 and 105 so
I went to the tens and saw 3 and 0
3 is greater than zero so 132
is greatest and 105 has to be second
and 9 is greater than 6 so 97 is
greater than 68 so 68 is the least.

<u>132</u>	<u>105</u>	<u>97</u>	<u>68</u>
greatest			least

Part C. The student provided a correct list of the four scores in order from the greatest number of points to the least number of points (132, 105, 97, 68) with a correct and complete explanation as to how place value could be used to determine which of the four scores is the greatest (I went to the hundred place. I saw 132 and 105 so I went to the tens and saw 3 and 0 3 is greater than zero so 132 is greatest and 105 has to be second and 9 is greater than 6 so 97 is greater than 68 so 68 is the least). [2 points]

After you have finished your work, close this booklet so your teacher will know you are finished.



STUDENT RESPONSE

Response Score: 3 points



PARTS A and B

Question 17
Page 1 of 2

Item ID ?

Elyssa, Kendra, Hendrix, and Mike played a game.

- Elyssa scored 132 points.
- Kendra scored 97 points.
- Hendrix scored 105 points.
- Mike scored 68 points.

A. What is the difference between the number of points Elyssa scored and the number of points Kendra scored?

PUT your answer in the **BLANK BELOW**.

Answer: points

B. WRITE a number sentence using $<$, $>$, or $=$ to compare the number of points Elyssa scored to the number of points Kendra scored.

Number Sentence:

Review/End Test Pause Flag Options Next

Part A. The student provided the correct answer (35). The work shown is correct, though not required. The student subtracted Kendra's total number of points from Elyssa's total number of points ($132-97=35$). [1 point]

Part B. The student provided the correct number sentence ($97<132$), using the "less than" symbol ($<$) to show that 97 is less than 132. [1 point]

PART C

Question 17
Page 2 of 2

Item ID ?

Elyssa, Kendra, Hendrix, and Mike played a game.

- Elyssa scored 132 points.
- Kendra scored 97 points.
- Hendrix scored 105 points.
- Mike scored 68 points.

C. LIST the four scores in order from the **greatest** number of points to the **least** number of points.

EXPLAIN how you used place value to determine which score is the **greatest**.

EQ

elyssa had the greatest score hendrix had the 2 kendra ha the 3 and mike had the last.

86 / 1000

EQ	EQ	EQ	EQ
132	105	97	68
greatest			least

Review/End Test Pause Flag Options Back Next

Part C. The student provided a correct list of the four scores in order from the greatest number of points to the least number of points (132, 105, 97, 68) with an incorrect explanation. The explanation provided (*elyssa had the greatest score hendrix had the 2 kendra ha the 3 and mike had the last.*) identifies to whom each score belonged, but the explanation does not describe how place value could be used to determine which score is the greatest. [1 point]

STUDENT RESPONSE

Response Score: 2 points

17. Elyssa, Kendra, Hendrix, and Mike played a game.

- Elyssa scored 132 points.
- Kendra scored 97 points.
- Hendrix scored 105 points.
- Mike scored 68 points.

A. What is the difference between the number of points Elyssa scored and the number of points Kendra scored?

PUT your answer in the **BLANK BELOW**.

Part A. The student provided an incorrect answer (402). No support (work or explanation) is required, so it is unclear where an error was made. The student may have added all the points together ($132 + 97 + 105 + 68 = 402$). [0 points]

Answer: 402 points

B. WRITE a number sentence using $<$, $>$, or $=$ to compare the number of points Elyssa scored to the number of points Kendra scored.

Part B. The student provided a correct number sentence ($132 > 97$), using the “greater than” symbol ($>$) to show that 132 is greater than 97. [1 point]

Number Sentence: 132 > 97

Go to the next page to finish question 17.




EXPLAIN how you used place value to determine which score is the **greatest**.

The greatest is Elyssa 132 and Hendrix is second and Kendra and Mike. Elyssa has 132 and Hendrix has 105 and Kendra has 97 and finally Mike he has 68.

Elyssa Hendrix Kendra Mike

greatest **least**

Part C. The student provided a correct list of names representing the four scores in order from the greatest number of points to the least number of points (*Elyssa, Hendrix, Kendra, Mike*). Providing the names in the correct order rather than the numerical values was accepted for credit. The explanation provided is incorrect (*The greatest is Elyssa 132 and Hendrix is second and Kendra and Mike. Elyssa has 132 and Hendrix has 105 and Kendra has 97 and finally Mike he has 68*) as it does not describe how place value could be used to determine which score is the greatest. [1 point]



STUDENT RESPONSE

Response Score: 1 point



PARTS A and B

Question 17
Page 1 of 2

Item ID ?

Elyssa, Kendra, Hendrix, and Mike played a game.

- Elyssa scored 132 points.
- Kendra scored 97 points.
- Hendrix scored 105 points.
- Mike scored 68 points.

A. What is the difference between the number of points Elyssa scored and the number of points Kendra scored?

PUT your answer in the **BLANK BELOW**.

Answer: points

B. WRITE a number sentence using $<$, $>$, or $=$ to compare the number of points Elyssa scored to the number of points Kendra scored.

Number Sentence:

Review/End Test Pause Flag Options Next

Part A. The student provided an incorrect answer (132). No support (work or explanation) is required, so it is unclear where an error was made. The student may have written the total number of points Elyssa scored. [0 points]

Part B. The student provided an incorrect response (*elyssa scord 132*). The response is not a number sentence comparing the number of points Elyssa scored (132) to the number of points Kendra scored (97). [0 points]

PART C

Question 17
Page 2 of 2

Elyssa, Kendra, Hendrix, and Mike played a game.

- Elyssa scored 132 points.
- Kendra scored 97 points.
- Hendrix scored 105 points.
- Mike scored 68 points.

C. LIST the four scores in order from the **greatest** number of points to the **least** number of points.

EXPLAIN how you used place value to determine which score is the **greatest**.

the greatest score is Elyssa Because she has 132 ponts

54 / 1000

132	105	97	68
greatest			least

Review/End Test Pause Flag Options Back Next

Part C. The student provided a correct list of the four scores in order from the greatest number of points to the least number of points (132, 105, 97, 68) with an incorrect explanation. The explanation provided (*the greatest score is Elyssa Because she has 132 ponts*) identifies Elyssa as having the greatest number of points, but the explanation does not describe how place value could be used to determine which score is the greatest. [1 point]

STUDENT RESPONSE

Response Score: 0 points

17. Elyssa, Kendra, Hendrix, and Mike played a game.

- Elyssa scored 132 points.
- Kendra scored 97 points.
- Hendrix scored 105 points.
- Mike scored 68 points.

A. What is the difference between the number of points Elyssa scored and the number of points Kendra scored?

PUT your answer in the **BLANK BELOW**.

Part A. The student provided an incorrect answer (97). No support (work or explanation) is required, so it is unclear where an error was made. The student may have written the total number of points Kendra scored. [0 points]

Answer: 97 points

B. WRITE a number sentence using $<$, $>$, or $=$ to compare the number of points Elyssa scored to the number of points Kendra scored.

Part B. The student provided an incorrect response ($97 = 97 < 98$). Although the response contains a number sentence, it does not compare the number of points Elyssa scored (132) to the number of points Kendra scored (97). [0 points]

Number Sentence: $97 = 97 < 98$

Go to the next page to finish question 17.

GO ON 

17. **Continued.** Please refer to the previous page for task explanation.

C. LIST the four scores in order from the **greatest** number of points to the **least** number of points.

EXPLAIN how you used place value to determine which score is the **greatest**.

you do greatest to least you go
to the highest number to the
lowest number.

900

700

500


10

greatest

least

Part C. The student provided an incorrect list of four numbers in order from greatest to least (900, 700, 500, 10). These numbers do not correspond to any of the point totals provided in the prompt. The explanation provided is incorrect (*you do greatest to least you go to the highest number to the lowest number.*) as it does not describe how place value could be used to determine which of the four scores is the greatest. [0 points]

After you have finished your work, close this booklet so your teacher will know you are finished.



MATHEMATICS—SUMMARY DATA

Multiple-Choice

Sample Number	Alignment	Answer Key	Depth of Knowledge	p-value A	p-value B	p-value C	p-value D
1	A-F.1.1	B	1	6%	69%	21%	4%
2	A-F.1.1.1 A-F.1.1.3 A-F.1.1.5	A	2	46%	20%	18%	16%
3	A-F.1.1.2	A	1	61%	19%	9%	11%
4	B-O.1.1	B	2	10%	60%	17%	13%
5	B-O.1.1.2	C	2	8%	8%	60%	24%
6	B-O.1.2.2	A	1	76%	12%	8%	4%
7	B-O.2.2.1	C	2	13%	21%	54%	12%
8	B-O.3.1	D	2	12%	10%	17%	61%
9	B-O.3.1.5	C	2	9%	18%	58%	15%
10	C-G.1.1	C	1	14%	23%	36%	27%
11	C-G.1.1.3	A	2	67%	7%	20%	6%
12	D-M.1.1.1 D-M.1.1.2	B	1	23%	47%	18%	12%
13	D-M.1.3.1	D	2	21%	19%	13%	47%
14	D-M.2.1.3	B	2	13%	55%	9%	23%
15	D-M.3.1.1	C	1	5%	12%	78%	5%
16	D-M.4.1.1	C	1	8%	5%	80%	7%

Open-Ended

Sample Number	Alignment	Points	Depth of Knowledge	Mean Score
17	A-T.1 B-O.3	4	2	2.00

PSSA Grade 3 Mathematics Item and Scoring Sampler

Copyright © 2023 by the Pennsylvania Department of Education. The materials contained in this publication may be duplicated by Pennsylvania educators for local classroom use. This permission does not extend to the duplication of materials for commercial use.
