



# **R** RIVERVIEW SCHOOL DISTRICT

## 2023-2024 STATE OF THE DISTRICT REPORT





# A WELL-ROUNDED EDUCATION







## LIFE AS A RAIDER

Located in the quiet suburbs of Oakmont and Verona, Riverview School District is a tight-knit community that provides big school opportunities in a small school, student-centered, family-oriented environment.

In addition to a positive climate and culture, Riverview School District is recognized each year for excellence in academics, extracurriculars and the arts (amongst many others). This is due entirely to our dedicated staff, parents and students who collaboratively contribute to empowering our graduates to possess the critical skills, knowledge and maturity that will allow them to excel in our ever-changing global environment.

This persistence has culminated in state and national recognition from Pittsburgh Business Times and US News & World Report that consistently place the Riverview School District as the **3rd highest-achieving Single A District in the State of Pennsylvania** and the **highest achieving Single A District** in Western Pennsylvania.

Riverview School District is one of the top schools in Allegheny county and the State.

## Board Members

**President** – Mrs. Jennifer Chaparro (2019-2023)

**Vice President** – Mr. Brian Hawk (2021-2025)

**Dr. Maureen McClure** (2019-2023)

**Dr. Melanie Pallone** (2019-2023)

**Mrs. Wendy K. Wilton** (2021-2025)

**Ms. Stefani Garibay** (2021-2025)

**Mr. Antonio Paris** (2022-2023)

**Mr. Ernie Tillman** (2023)

**Mr. Kareem Gahed** (2023)

## Board Assignments

### Education Delegate

Mrs. Wendy Wilton

### Finance Delegates

Dr. Maureen McClure

Mr. Brian Hawk

### Student Life Delegate

Mr. Antonio Paris

### Safety Delegate

Mr. Brian Hawk

### Communications and Marketing Delegate

Mrs. Jennifer Chaparro

### Forbes Road Delegate

Ms. Stefani Garibay

### Legislative Delegate

Dr. Melanie Pallone

### Eastern Area Delegate

Mrs. Wendy Wilton

### RSD Solicitor

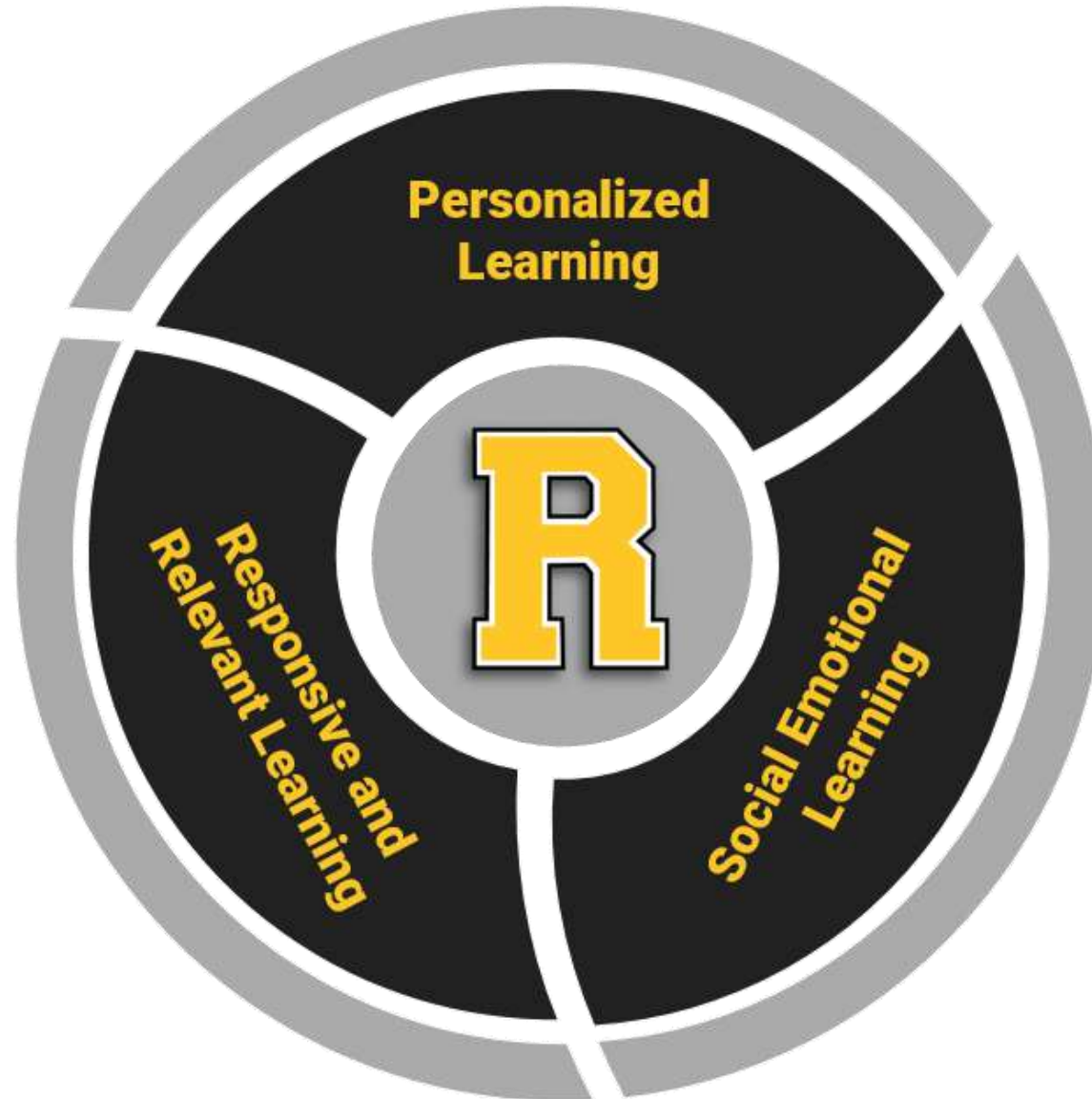
Mr. Falco Muscante (Maiello, Brungo & Maiello)

# THE RIVERVIEW THEORY OF ACTION





# THE RIVERVIEW INSTRUCTIONAL MODEL





# THE RIVERVIEW STAFF

With a staff of 148 dedicated and hard-working individuals, Riverview boasts an average tenure of over 18 years of service among faculty.

In addition to being a great place to work, Riverview Staff and Educators are passionate in providing a world-class education for our students.

Positions	Staff
Superintendent	1
Business Manager	1
Technology Director	1
Buildings and Grounds Director	1
Central Office Admin Assistants / Payroll	4
Building Administrators	4
Part-time Athletic Director	1
Teachers	89
Full Time Paraprofessionals	8
Part Time Paraprofessionals	*23
Building Secretaries	4
Tech Assistant	1
Custodians	10
<b>Total</b>	<b>*148</b>

*\* Part time paraprofessionals are based on student IEPs*

# RIVERVIEW ACADEMICS AND PROGRAMMING



## 2023-2024

### Graduation Requirements:

**24.5 credits**

Gifted enrichment

Special education / 504 accommodations

English as a Second Language (ESL)

**New Courses:** **Integrated Math**

**AP and Honors Courses** - 13 AP Courses, **12** Honors courses (up from 9 last year)

**Data Collection Tools:** DIBELS, iReady Math and Reading (plus digital suite), K-12 Vertical Articulation, Schoology, Student Risk Screen Scale (SRSS), STAR, PSSA, PVAAS, Keystone, Microsoft Teams

### Elementary Programming

- Amplify CKLA (English Language Arts)
- Eureka Math
- iReady Math and Reading (diagnostic and lesson acquisition – year 4)
- Science exploration and material purchase in 23-24
- Common Core Curricular Materials
- WIN Time (enrichment and remediation)

### Athletics

- 17 HS, 8 JHS, Independent Athletic Opportunities

**Clubs** – 19 secondary, 6 elementary

**PTO** – (3) one in each building

## Professional Development

- **Curriculum Mapping/Writing** – K-12 professional development and focused work for all teachers
- **Social and Emotional Learning** – Exploration and focus on social and emotional learning (citizenship, teamwork, collaboration, empathy, managing emotions, self efficacy, etc.) to link with SWPBIS behavioral interventions and supports
- **K-12 Science Exploration and Implementation** – With the addition of reading and math support at the elementary, a K-12 focus on Science instruction, assessment, and a K-12 scope and sequence
- **Schoology** – Leverage digital tools to provide students with additional resources; integrate current use of Microsoft Teams and One Note to align resources and focus on digital convergence
- **Naviance** – Continued K-12 scope and sequence for college and career readiness

\* Items in **red** are additions to programming from last year





## 2022-2023 RIVERVIEW GRADUATE DEMOGRAPHICS

Post-Secondary Outcome	Number of Students	% of Graduates
Two Year College	6	10.3%
Two Year College (Unspecified)	4	7%
Four Year College	40	70%
Four Year College (Unspecified)	1	1.7%
Employment	3	5.2%
Military	1	1.6%
Undecided/Unknown	3	5.2%
<b>Total Graduates*</b>	<b>58</b>	<b>100%</b>

***\*ALL students graduated on time***

# RIVERVIEW GRADUATE DEMOGRAPHICS

## 2022-2023 COLLEGE ACCEPTANCES

10

Allegheny College  
Baylor University  
Berry College  
Boston University  
Brandeis University  
Butler University  
Carlow University  
Carnegie Mellon University  
Chatham University  
University of Cincinnati-Main Campus  
Clarkson University  
Clemson University  
Coastal Carolina University  
University of Colorado Boulder  
Commonwealth University Bloomsburg, Lock Haven and Mansfield  
Community College of Allegheny County - Boyce Campus  
Community College of Allegheny County  
University of Dayton  
DePaul University  
Drexel University  
Duquesne University  
East Carolina University  
East Stroudsburg University of Pennsylvania  
Elon University  
Embry-Riddle Aeronautical University-Daytona Beach  
Flagler College  
Florida Atlantic University  
Gannon University  
Geneva College  
Grove City College  
High Point University  
Howard University

University of Illinois Chicago  
Indiana University-Bloomington  
Indiana University of Pennsylvania-Main Campus  
James Madison University  
John Carroll University  
University of Kentucky  
Lehigh University  
Louisiana State University  
Loyola University Chicago  
Marietta College  
Mercyhurst University  
Miami University, Oxford  
Michigan State University  
Moravian University  
Muskingum University  
Northeastern University  
Nova Southeastern University  
Oberlin College  
Ohio University-Main Campus  
Pennsylvania State University-Penn State Main Campus  
Pennsylvania State University-Penn State Erie-Behrend College  
PennWest California  
PennWest Clarion  
Pepperdine University  
University of Pittsburgh-Greensburg  
University of Pittsburgh-Johnstown  
University of Pittsburgh-Pittsburgh Campus  
Point Park University  
Purdue University-Main Campus  
Queens University of Charlotte  
Regent University  
Roanoke College

Robert Morris University  
Rochester Institute of Technology  
University of Rochester  
Saint Francis University  
Saint Louis University  
Saint Vincent College  
Sarah Lawrence College  
Seton Hall University  
Shippensburg University of Pennsylvania  
Slippery Rock University of Pennsylvania  
University of South Carolina-Columbia  
St. John's University-New York  
Syracuse University  
Temple University  
Ohio State University-Main Campus  
Thiel College  
University at Buffalo  
University of Mount Union  
Virginia Tech  
Washington & Jefferson College  
West Virginia University  
Western Washington University  
Westminster College  
William & Mary  
University of Wisconsin-Madison  
Xavier University



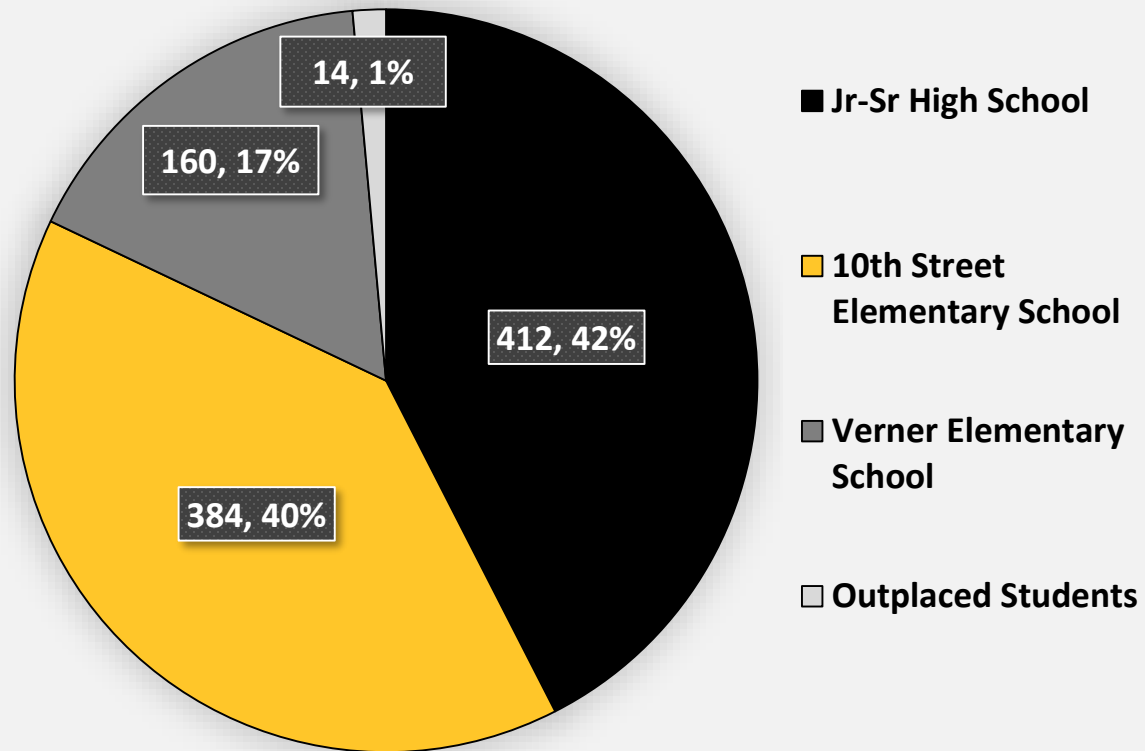
## PITTSBURGH BUSINESS TIMES RANKINGS

Year	Gr. 3	Gr. 4	Gr. 5	Gr. 6	Gr. 7	Gr. 8	Gr. 11	Honor Roll	Overall State Rank
2023	11	28	27	23	37	38	n/a	29	92
2022	12	24	29	25	37	37	n/a	27	86
2021*	7*	13*	21*	21*	28*	48*	47*	29*	106*
2020	28	33	16	17	16	33	28	26	78
2019	12	12	35	10	15	37	32	25	80
2018	6	11	23	11	19	37	46	26	99

- Top ranked Single A District in Western Pennsylvania (3<sup>rd</sup> in the State)
- 11<sup>th</sup> in the State when combining Single A and AA Districts
- **High Achieving Western PA School District** - ranked 29<sup>th</sup> out of 106 regional schools
- \*Decade ranks due to NO statewide data due to pandemic

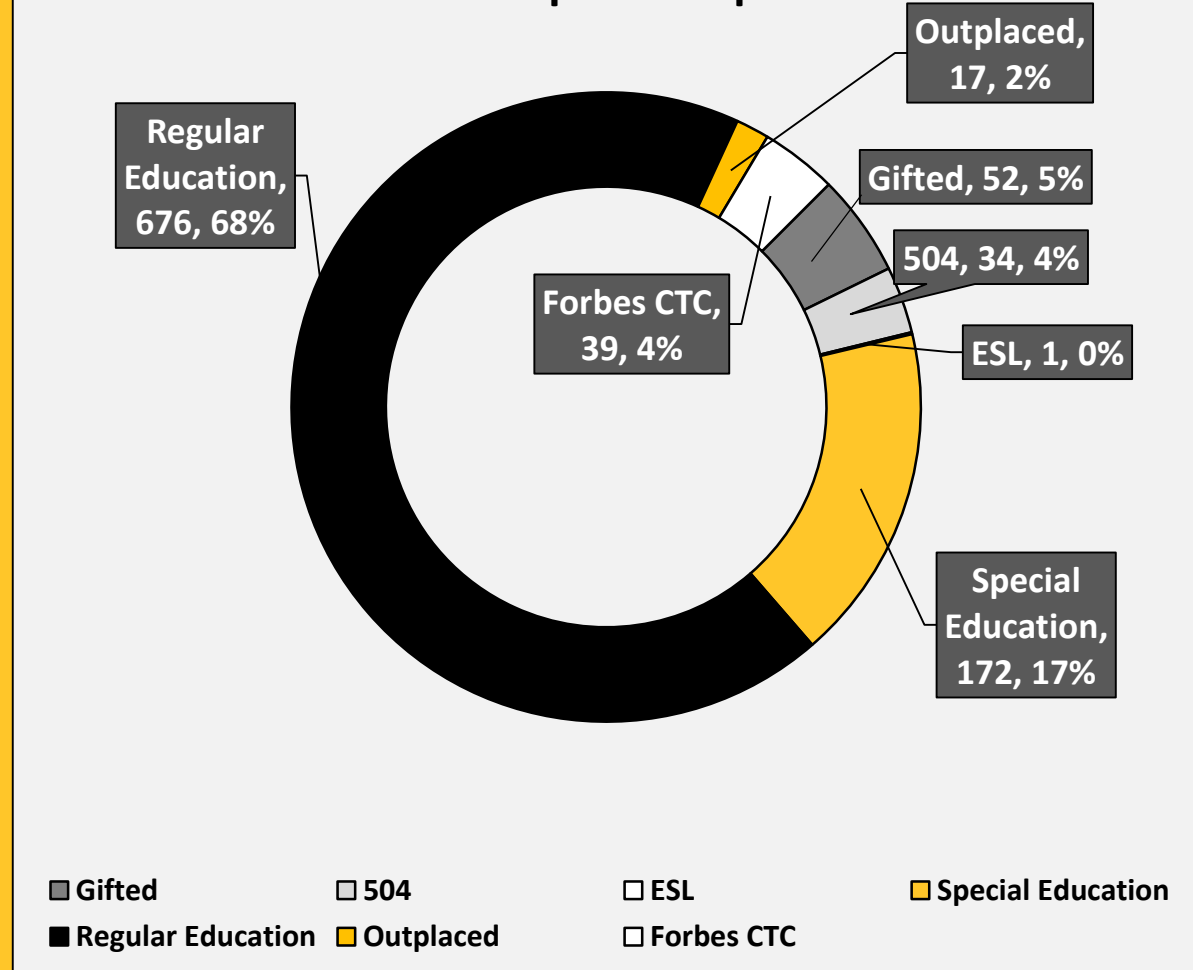
## 2023-2024 STUDENT DEMOGRAPHICS

Registered Riverview Students as of 9/1/23



Total Students (including outplacements): 970 (up from 959)

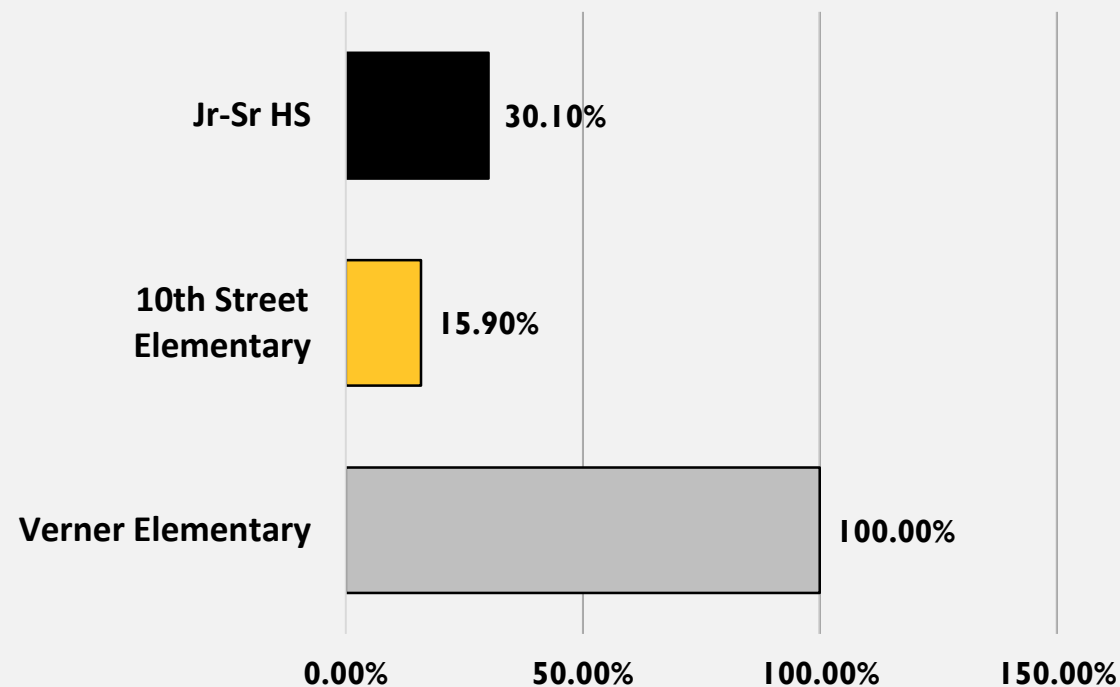
Riverview Special Populations





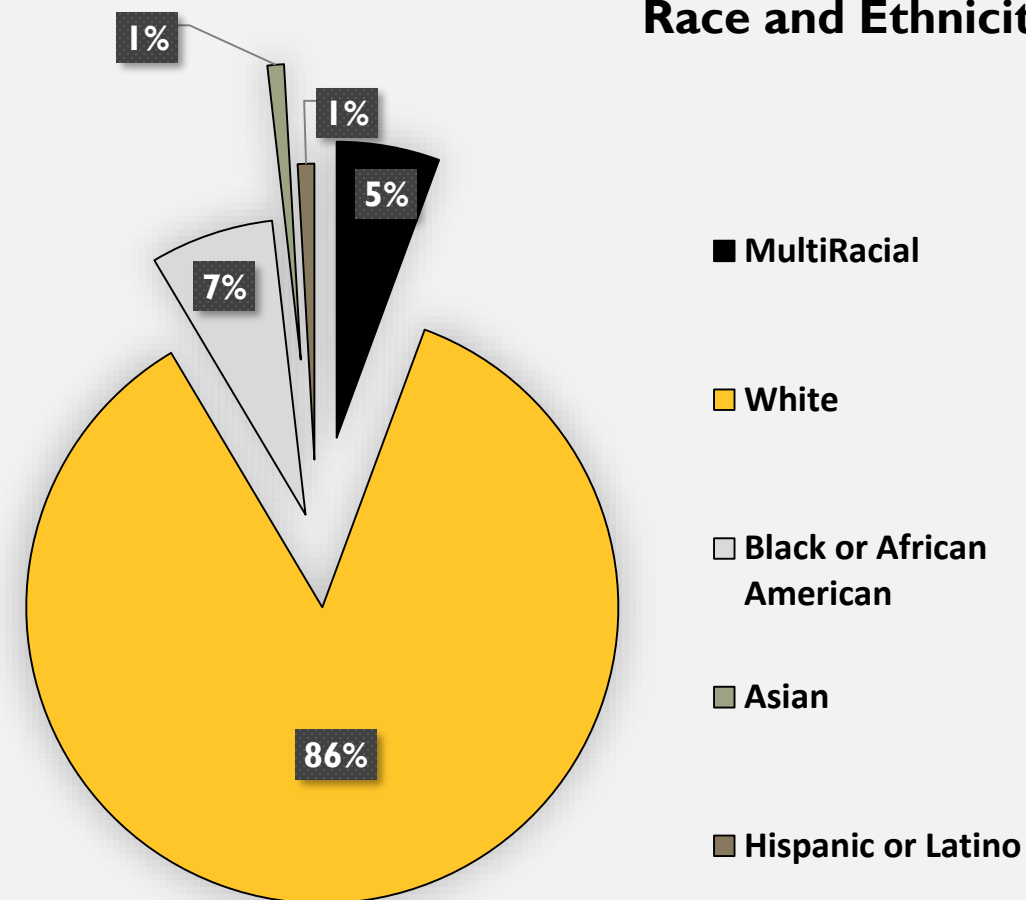
# 2023-2024 STUDENT DEMOGRAPHICS (CONT'D)

**Free and Reduced Lunch Percentages**  
(last updated from before pandemic)

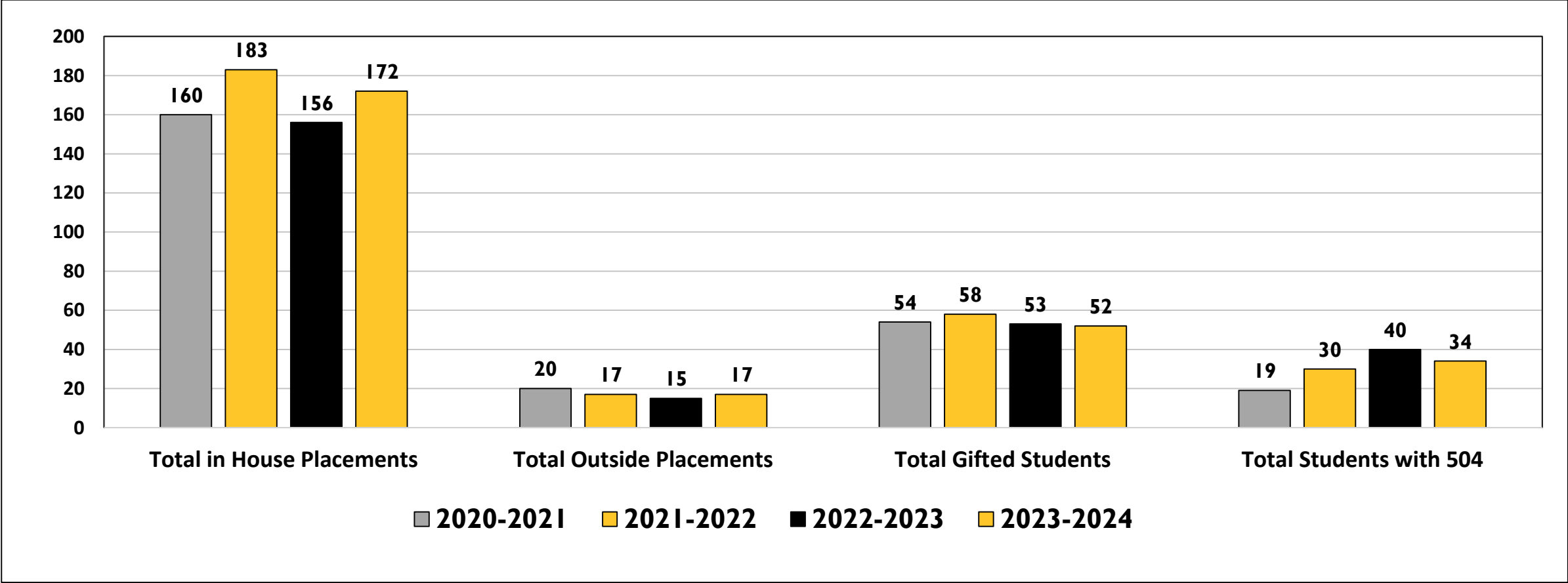


\* Verner Elementary remains a whole school Title I program, and under Community Eligibility Provision (CEP) status for school lunches (free meals to all students)

**Race and Ethnicity**



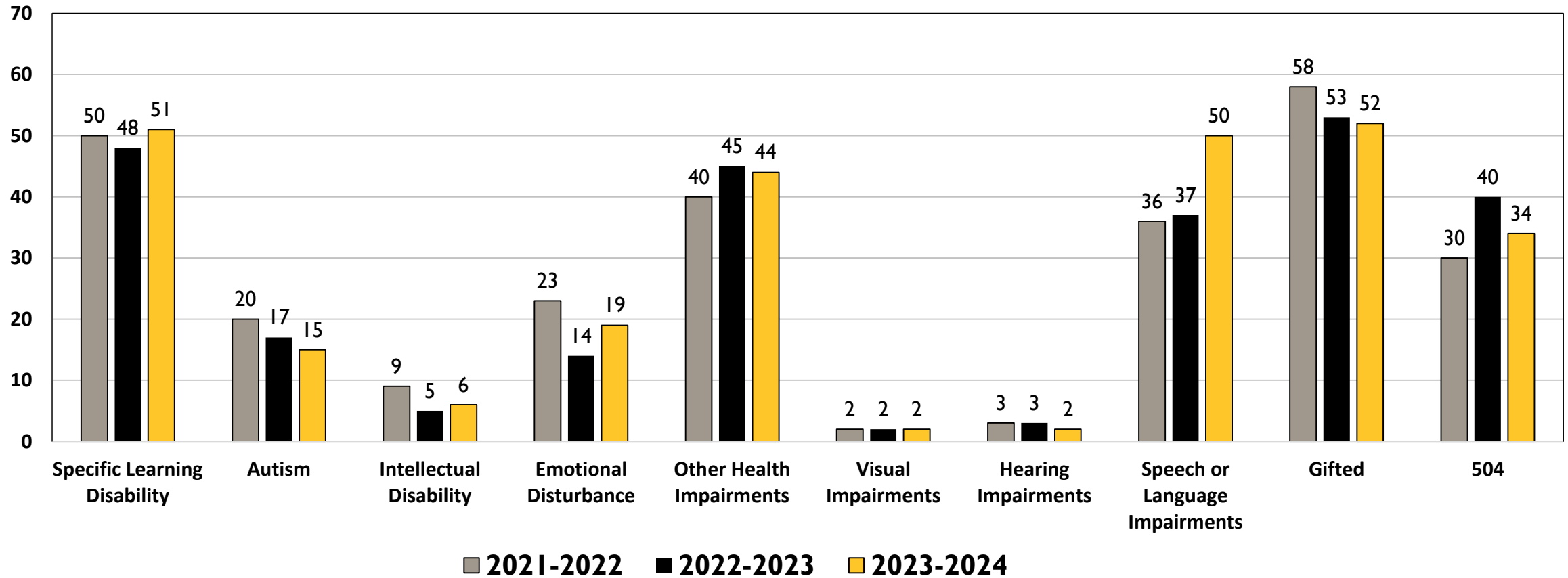
# SPECIAL EDUCATION DEMOGRAPHICS



*\*Incoming Kindergarten students not yet included*  
*\*Evaluations pending for the current school year; overall counts predicted to be commensurate to last year*



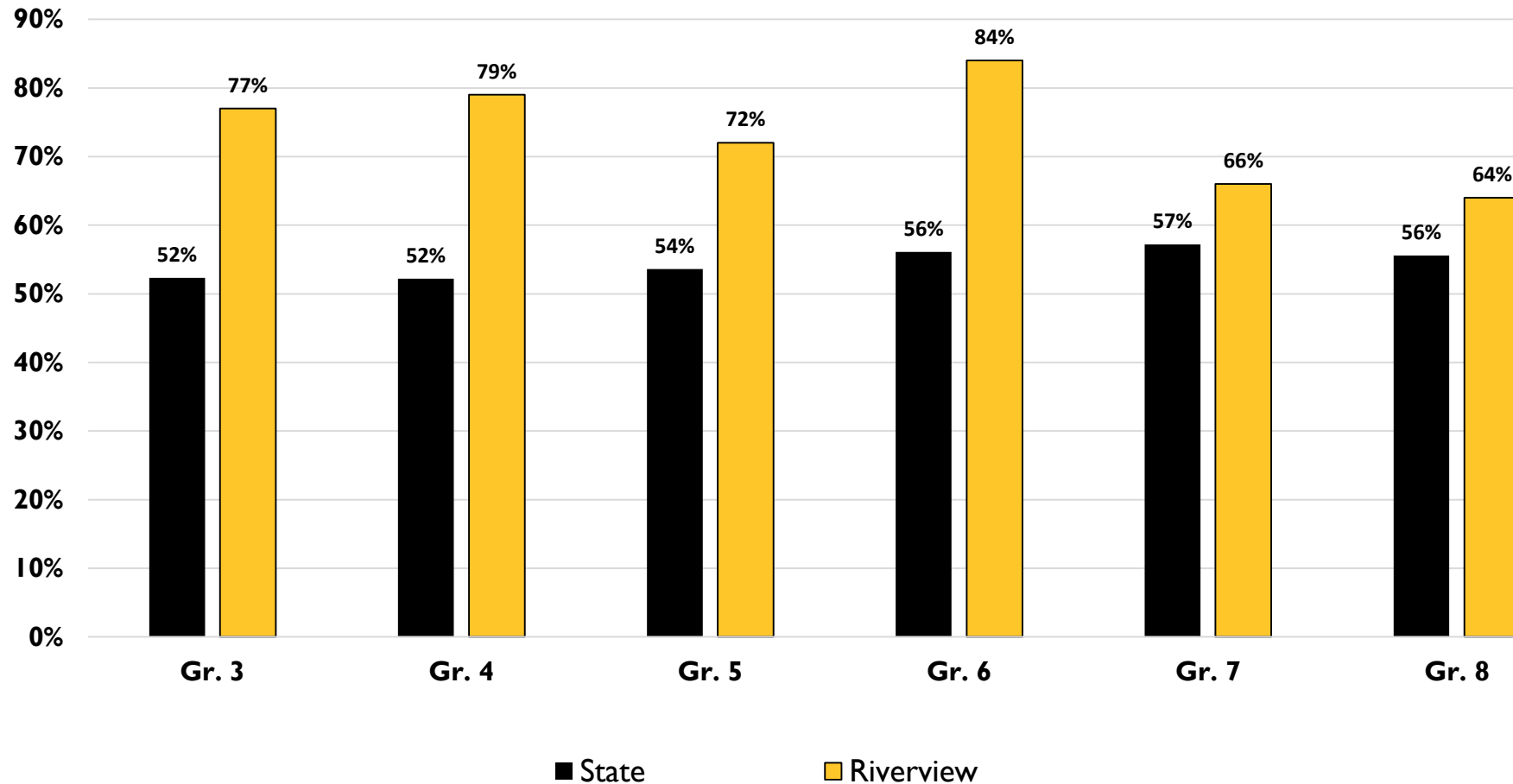
## SPECIAL EDUCATION QUALIFYING EXCEPTIONALITIES



*\* 47 students currently qualify with more than one exceptionality*

## ACADEMICS – PSSA ELA

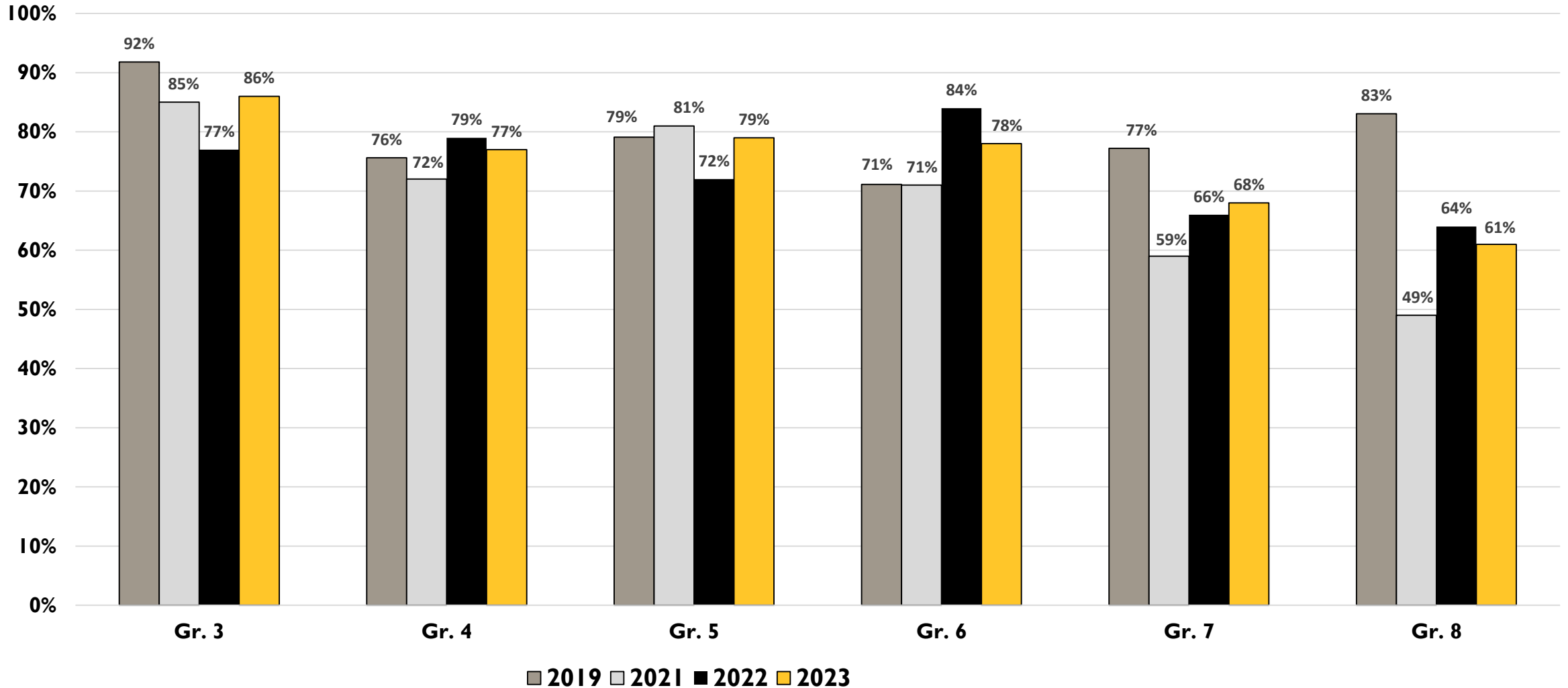
### 2022 PSSA ELA Scores Vs. State



- Riverview overall Proficiency scores are consistently above state averages and comparative school districts
- Statewide decreases in ELA between grades 3-8; especially since the pandemic
- Finalized 2023 State PSSA scores are released in October
- District has purchased diagnostics for ELA and Math to assess and diagnose learning gaps related to the pandemic and growth looks impressive
- New standard-aligned resources implemented this year (CKLA) devoted to growth in ELA and growth on an individualized student basis
- Data growth is incorporated into building level and teacher level Continuous Improvement Plans (CIPs)
- A focus on student growth and personalized learning pedagogy for students in 2023-2024

## ACADEMICS – PSSA ELA cont'd

### % Proficient and Advanced – 5 Year Summary



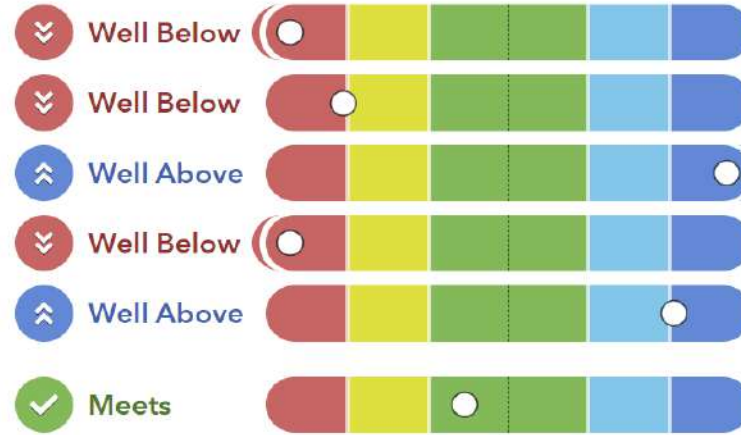


# PENNSYLVANIA VALUE ADDED ASSESSMENT SYSTEM (PVAAS) - ELA

PSSA English Language Arts – 4-8

2022

4  
5  
6  
7  
8  
  
Across  
Grades



- PVAAS growth scores have been a continued focus, and were negatively affected by the pandemic
- District has acquired iReady in order to assess students and target standards that need growth.
- Individualized and personal learning paths for all students
- PVAAS scores for iReady are improving, but need a tighter correlation to the iReady scores
- Growth is a target area for all ELA teachers as a part of their Continuous Improvement Plans (CIP)
- Implemented a more rigorous ELA curriculum with extensive training for teachers - in Year 1 – Amplify CKLA; should see additional growth in PVAAS

i-Ready Reading Overall – K-12 Full Year  
– BOY to EOY

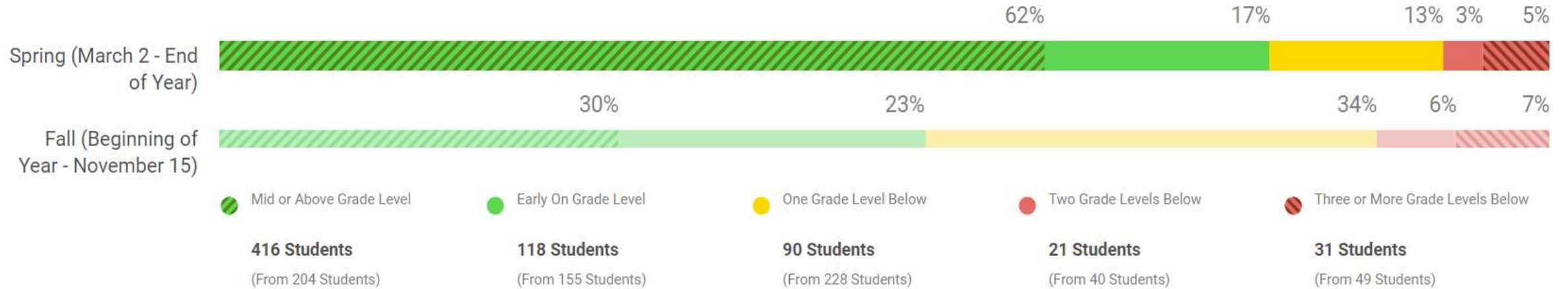
2022

K  
1  
2  
3  
4  
5  
6  
7  
8



- Growth is a target area for all ELA teachers as a part of their Continuous Improvement Plans (CIP)
- Implemented a more rigorous ELA curriculum with extensive training for teachers - in Year 1 – Amplify CKLA; should see additional growth in PVAAS

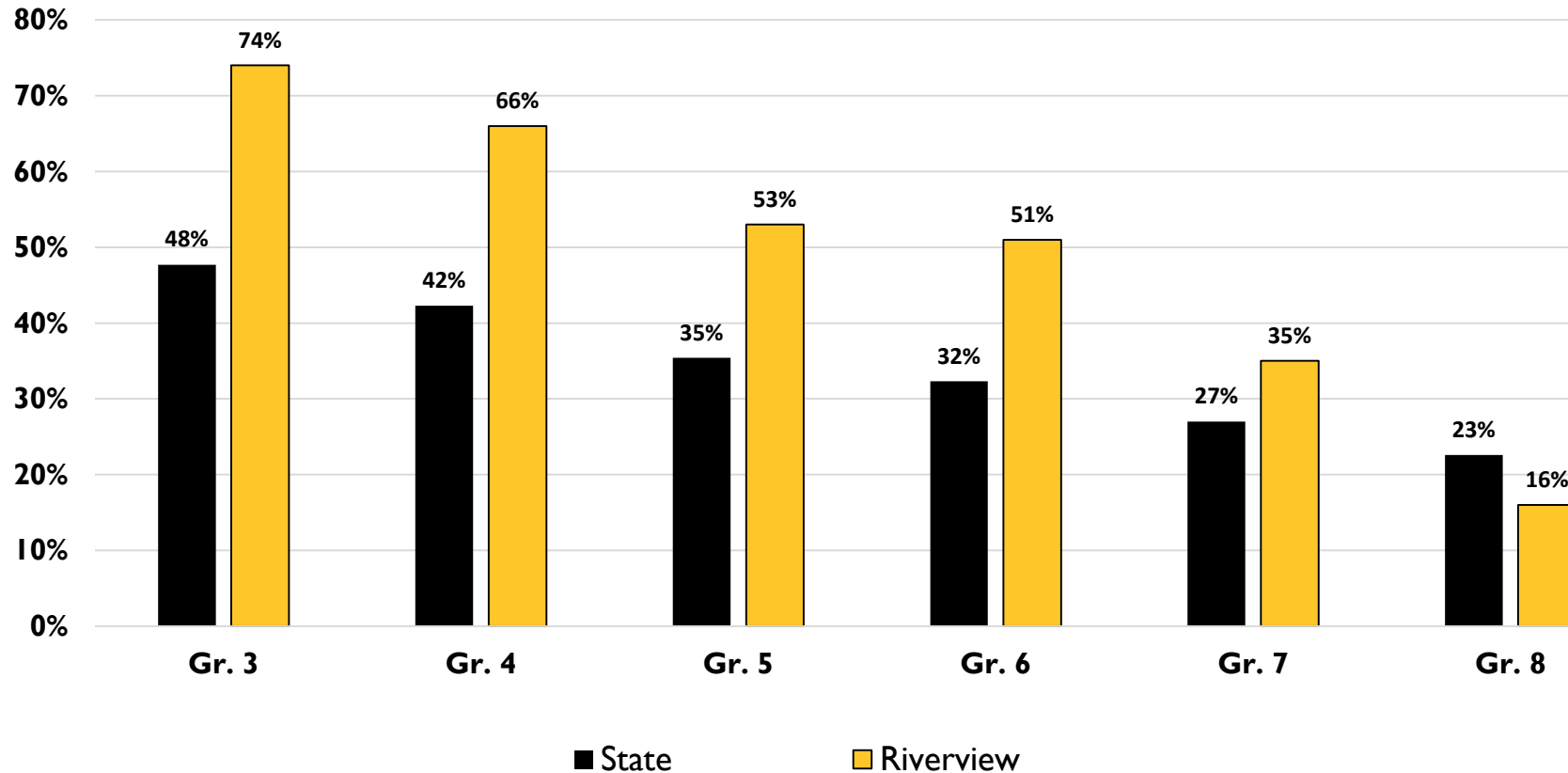
## ACADEMIC GROWTH – iREADY READING



- iReady - Individualized reading education for every student K-8 based on diagnostic results (3 times a year)
- Data shows **SIGNIFICANT** yearly growth on grade level expectations
- Significant improvement on reading proficiency across at all three schools in the District
- Students complete at least 45 minutes of individualized instruction per week in reading
- Will be looking for similar results on the State PVAAS Scores
- A focus in the upcoming year will not only be minutes on task, but lessons completed (fully utilizing minutes on task)

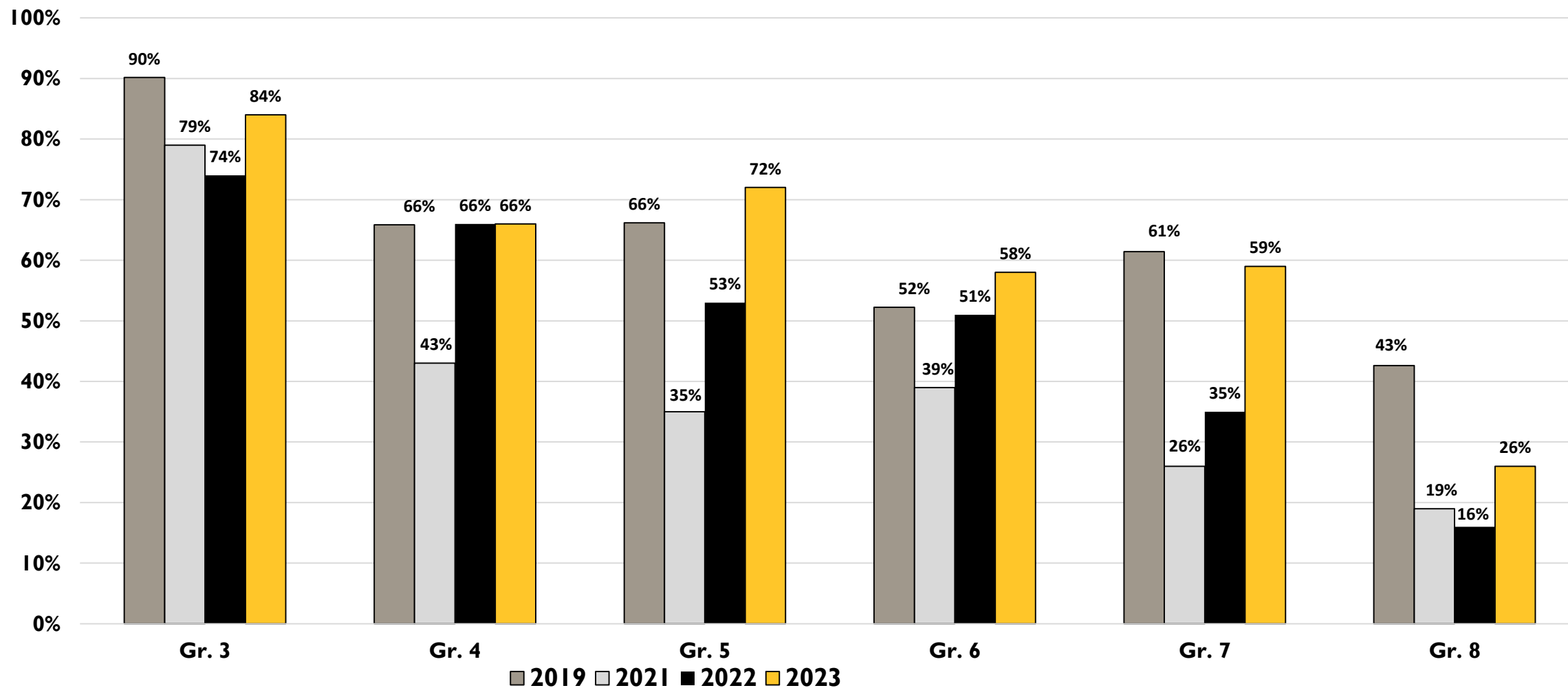
## ACADEMICS – PSSA MATH

**2022 PSSA Math Scores Vs. State**



- Riverview overall Proficiency scores are commensurate to state averages and comparative school districts
- PSSA scores were negatively affected by the pandemic (in math specifically)
- District has purchased diagnostics to assess learning gaps (iReady)
- Eureka Math – Highly Measured and rigorous math program
- iReady math scores show significant improvement and student growth
- Year 3 of standards-aligned curriculum resources – Eureka Math
- Math is a focus area for administrators and teachers across the District and is addressed in continuous improvement plans (CIPs)



**ACADEMICS – PSSA MATH cont'd****% Proficient and Advanced – 5 Year Summary**

# PENNSYLVANIA VALUE ADDED ASSESSMENT SYSTEM - MATH

PSSA Math – 4-8

2022



- PVAAS growth scores have been a continued focus, and was affected by the pandemic
- District has acquired iReady in order to assess students and target standards that need growth.
- iReady provides individualized and personal learning paths for all students K-8
- PVAAS scores for iReady continue to show improvement, but we want to see a tighter correlation between the PVAAS iReady scores and PVAAS state growth scores.
- Growth is a target area for all Math teachers as a integral part of their Continuous Improvement Plans (CIP)
- Currently in the third year of full implementation of Eureka, a more rigorous K-8 math program to address stagnant scores and align to standards

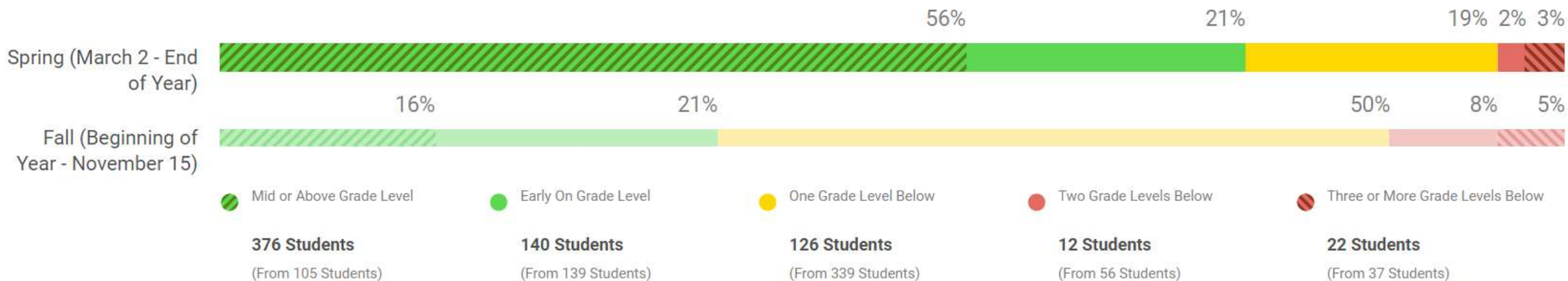
i-Ready Math Overall – K-12 Full Year – *BOY to EOY*

2022





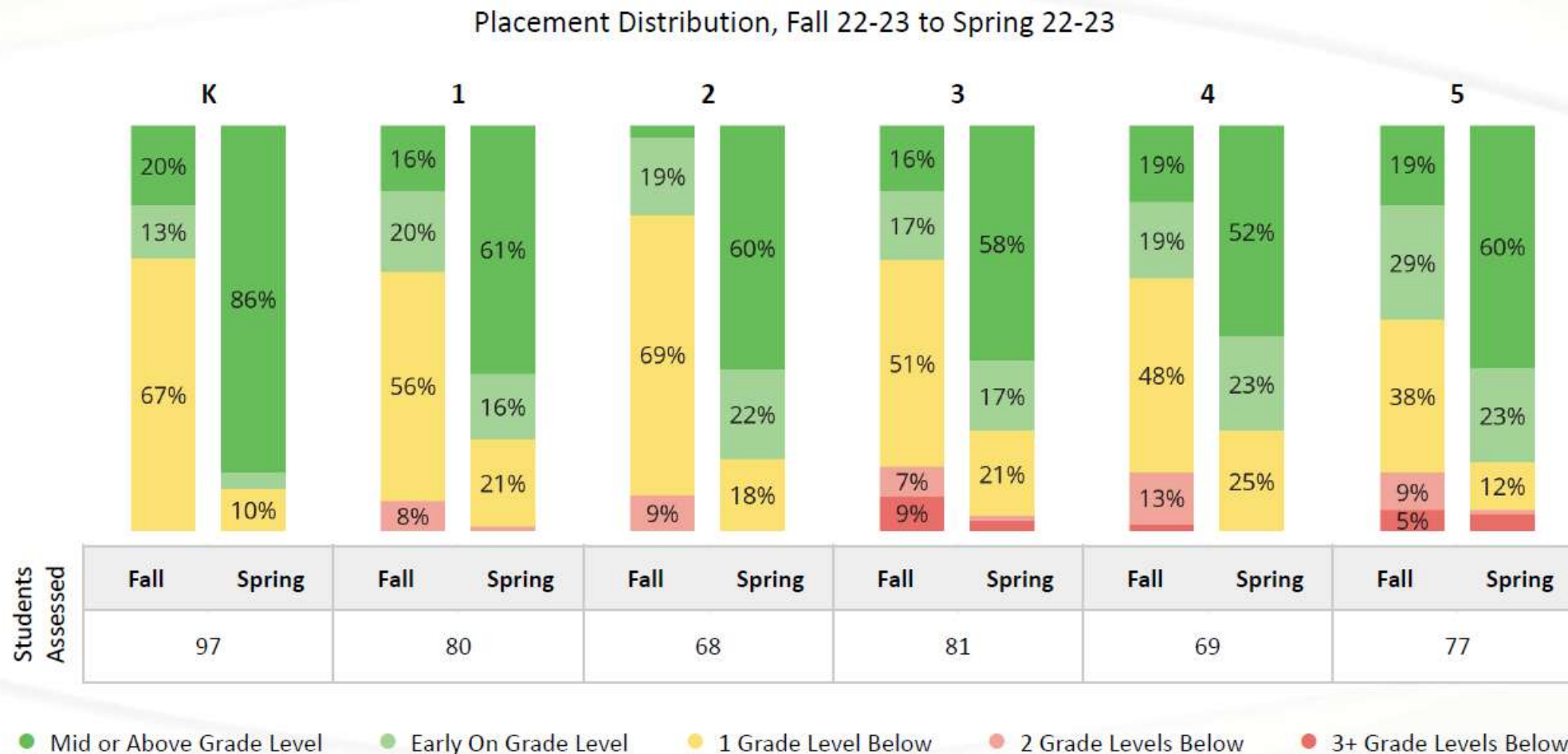
## ACADEMIC GROWTH - iREADY MATH



- iReady - Individualized math education for every student K-8 based on diagnostic results (assessed 3 times a year)
- Data shows noteworthy yearly growth on grade level expectations
- Significant improvement on math proficiency across all three schools in the District
- Students complete at least 45 minutes of individualized instruction per week in math
- We will be looking for similar results on the State PVAAS Scores
- A focus in the upcoming year will not only be minutes on task, but lessons completed (fully utilizing minutes on task)

# ACADEMIC GROWTH – iREADY OVERALL

## How Have Relative Placements Changed From Fall to Spring?



i-Ready's placements are an indication of what students are expected to know at each grade level. The mid or above grade level placement refers to students who may be considered proficient for their grade.

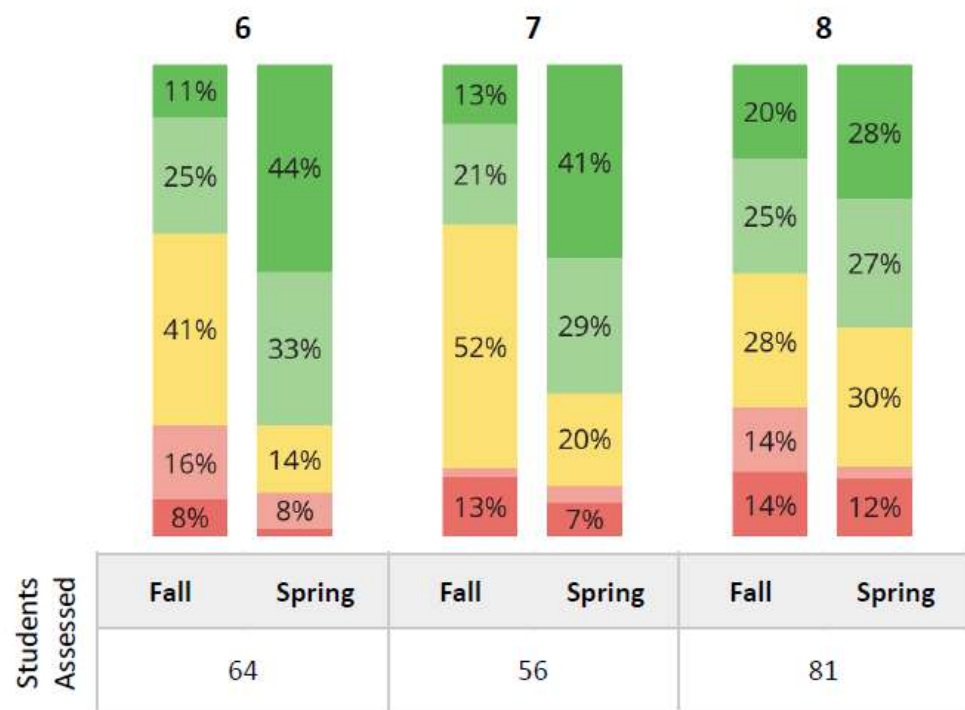
**\*\*K-5 data shows significant growth in reading and math combined from fall 2022 to spring of 2023**



## ACADEMIC GROWTH – iREADY OVERALL cont'd

### How Have Relative Placements Changed From Fall to Spring?

Placement Distribution, Fall 22-23 to Spring 22-23



● Mid or Above Grade Level   
 ● Early On Grade Level   
 ● 1 Grade Level Below   
 ● 2 Grade Levels Below   
 ● 3+ Grade Levels Below

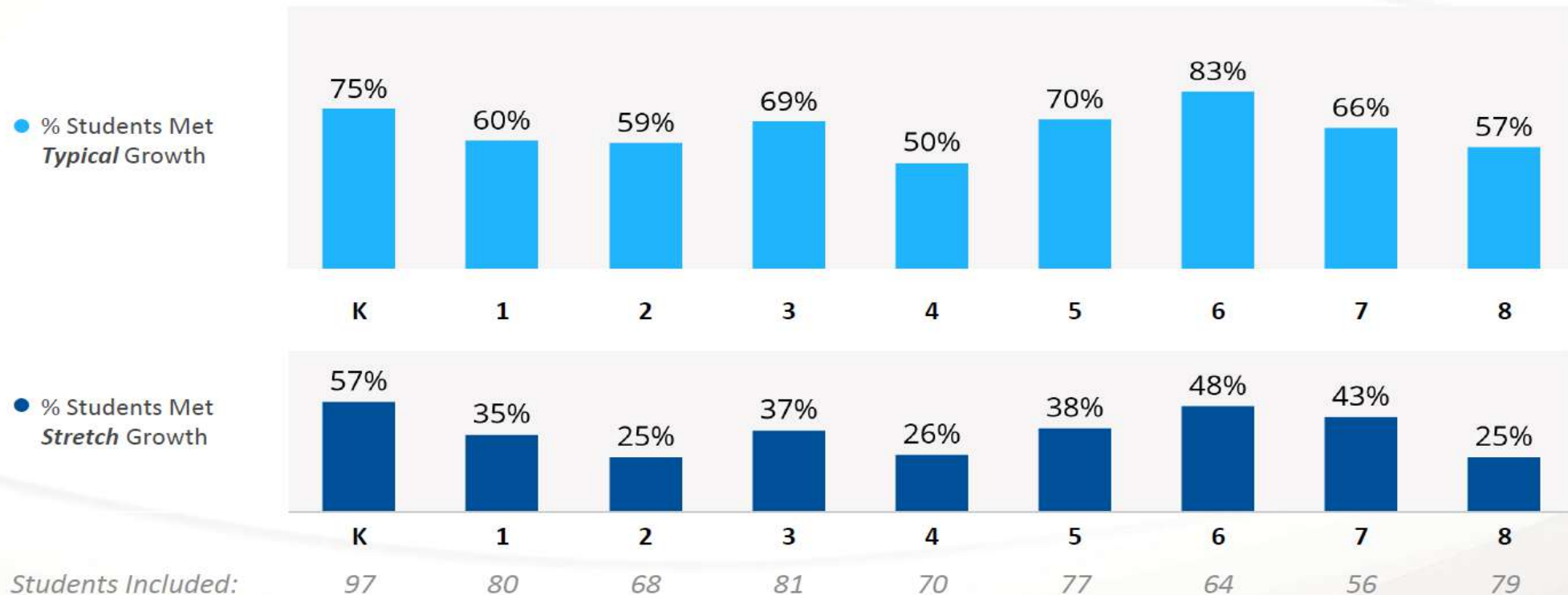
i-Ready's placements are an indication of what students are expected to know at each grade level. The mid or above grade level placement refers to students who may be considered proficient for their grade.

***\*Gr. 6-8 data shows significant growth in reading and math combined from fall 2022 to spring of 2023***

# iREADY - TYPICAL GROWTH VS STRETCH GROWTH

## How Are Students Progressing Toward Typical and Stretch Growth?

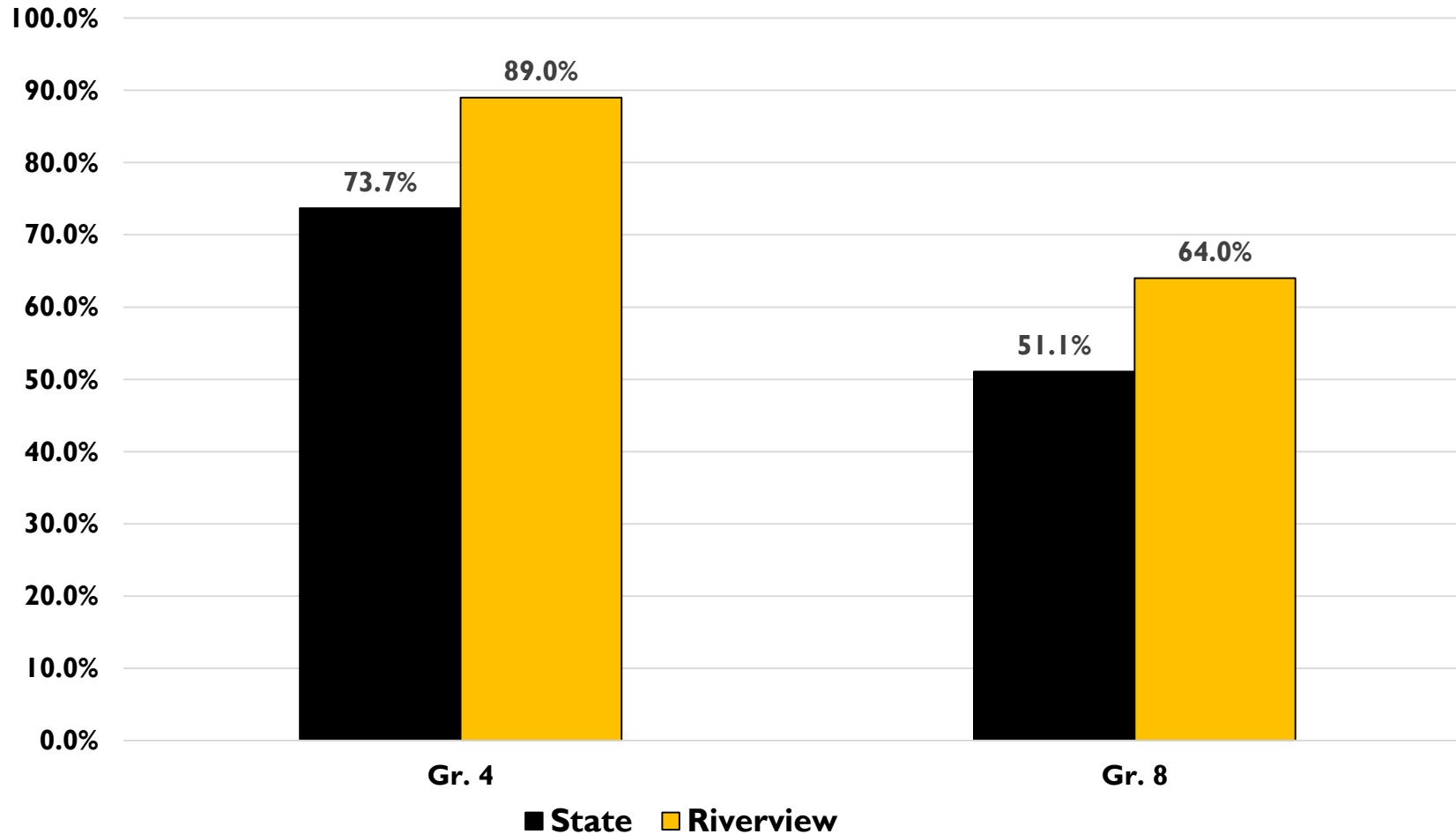
% Students Who Met Typical and Stretch Growth



- **The stretch growth represents the percentage of students that meet typical growth**
- **A large percentage of students are not only achieving expected growth, but “stretch growth.” This is an indication that we are closing learning gaps at a faster rate than expected**

## ACADEMICS – PSSA SCIENCE

### 2022 PSSA Science Scores Vs. State

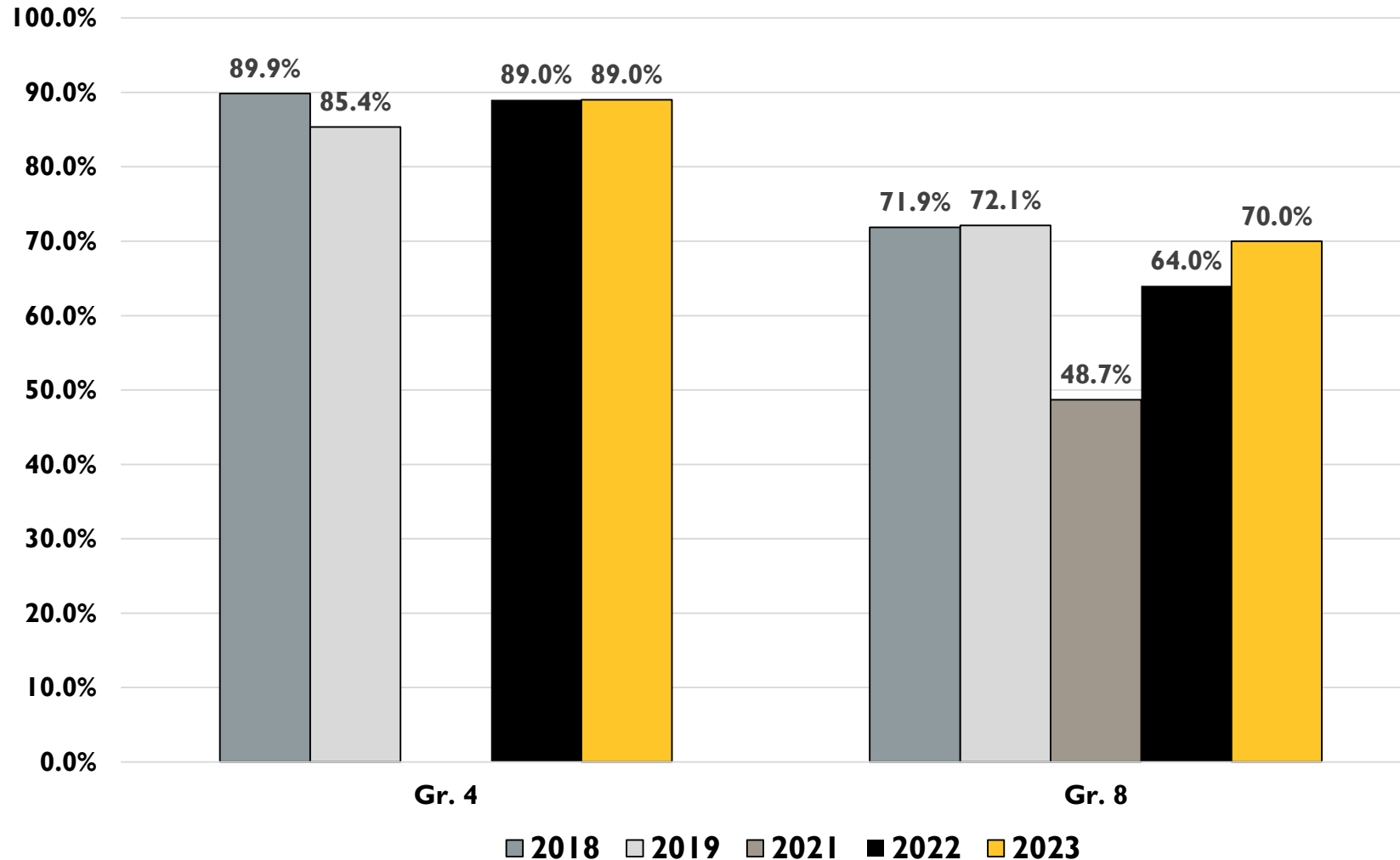


- Riverview overall Proficiency scores are consistently well above state averages and comparative school districts
- Growth scores will continue to be a focus in the coming years.
- Science resources exploration will continue in the 2023-2024 school year
- Science and STEAM alignment will continue to be a focus area in the coming years
- Addition of a 6<sup>th</sup> grade STEAM course in the upcoming year



## ACADEMICS – PSSA SCIENCE cont'd

### % Proficient and Advanced – 4 Year Summary



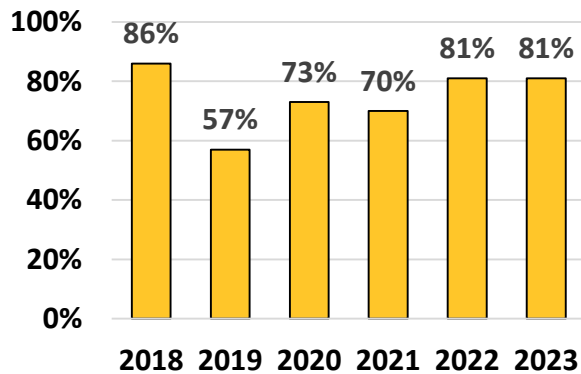
- Riverview overall Proficiency scores are consistently well above state averages and comparative school districts
- Pandemic affected Gr. 4 data (no data for this grade)
- Growth scores will continue to be a focus on standard alignment and student growth in the coming years.
- Science and STEAM alignment will continue to be a focus area in the coming years

# ACADEMICS – ADVANCED PLACEMENT (AP) AND KEYSTONES

## Riverview HS AP Summary

	2019	2020	2021	2022	2023
Total AP Students	65	40	42	42	43
Number of Exams	121	84	77	92	97
AP Students with Scores 3+	37	29	30	34	35
% of Total AP Students with 3+	56.9	72.5	69.8	81	81.4

## % Total AP Students with Scores 3+



- **81% of all students pass** (receive a 3 or better) on AP exams. Higher than most schools in Allegheny County (PR – 78%)
- **11 AP Scholar Awards** given to a student who scored 3 or more on at least three AP exams.
- **4 AP Scholar with Honor Awards** given to students who averaged a minimum of a 3.25 on the AP exams they took and scored a 3 or more on at least four of those exams.
- **3 AP Scholar with Distinction Awards** given to students who averaged a minimum of 3.5 on all their AP exams and scored 3 or more on at least 5 of these exams.

## Algebra Keystone Data % Proficient and Advanced

Year	RSD Score	State
2018	71.9%	65.2%
2019	79.7%	63.3%
2020	pandemic*	
2021	73.4%	62.4%
2022	70.2%	63.9%

## Literature Keystone Data % Proficient and Advanced

Year	RSD Score	State
2018	71.9%	72.7%
2019	79.7%	71.5%
2020	pandemic*	
2021	pandemic	49.6%
2022	72.3%	64.9%

\* No tests in 2020 affected the state scores

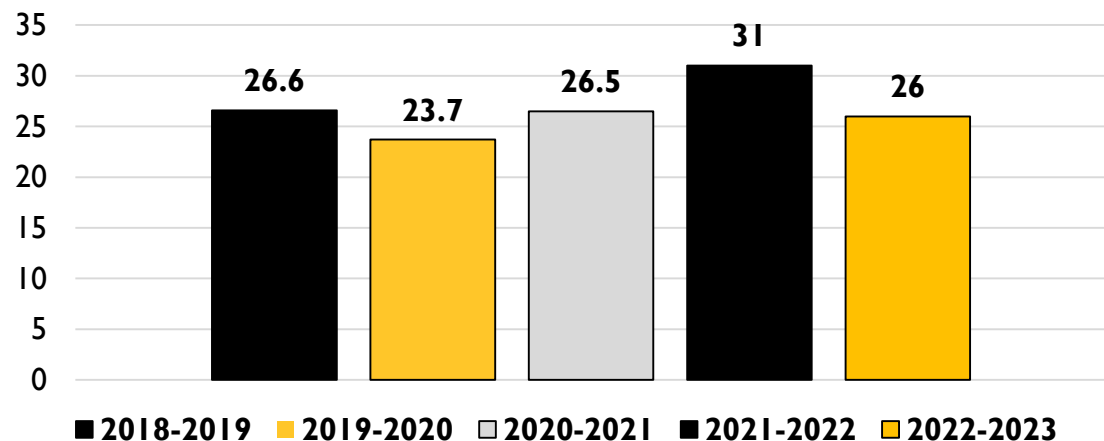
## Biology Keystone Data % Proficient and Advanced

Year	RSD Score	State
2018	76.5%	64.4%
2019	72.3%	63.2%
2020	pandemic*	
2021	69.1%	67.6%
2022	pandemic*	

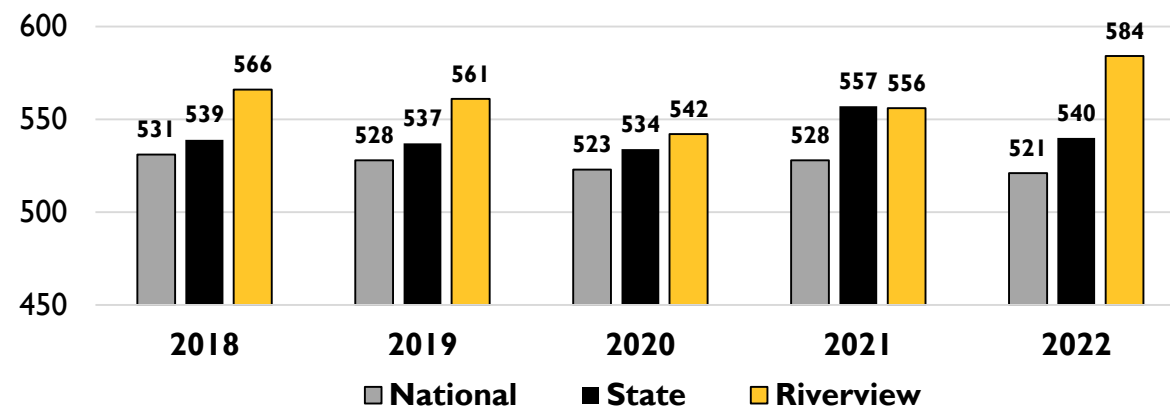
- *Keystones consistently above state averages and commensurate to (or better than) surrounding schools*
- *No scores for biology; those students never took the Keystone as 9<sup>th</sup> graders (pandemic)*
- *GROWTH will continue to be a focus area for both PSSAs and Keystones*

# ACADEMICS – ACT AND SAT

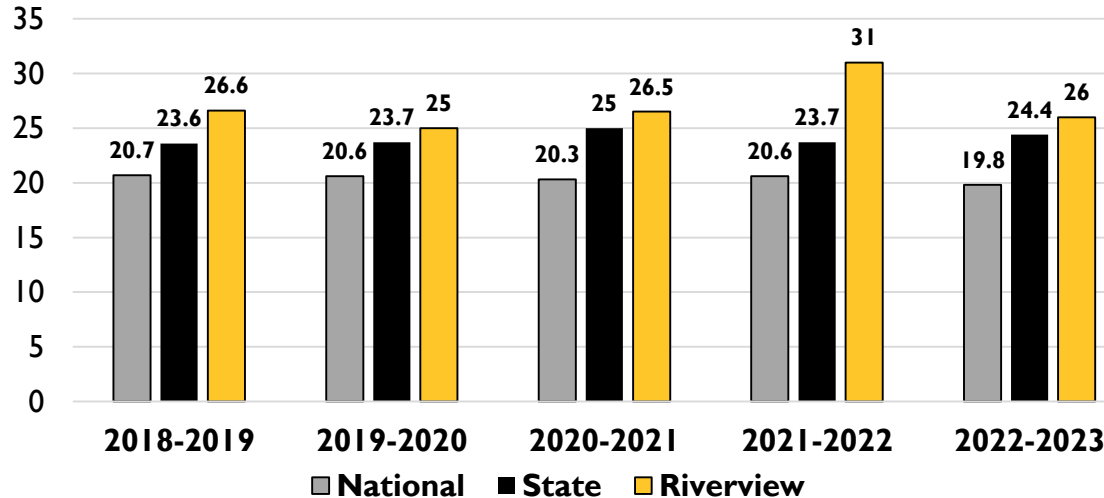
## Five Year ACT Composite Summary Riverview HS



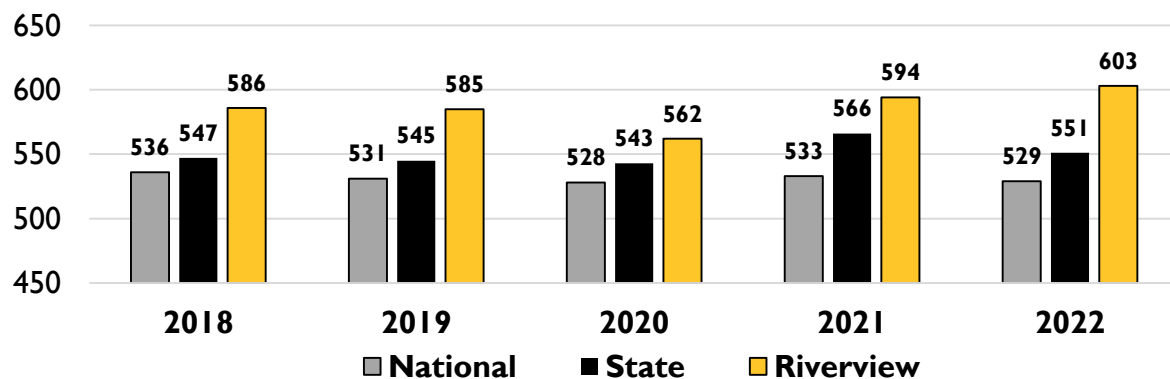
## 5 Year Math SAT Summary Riverview HS vs National and State Trends



## Five Year ACT Composite Summary Riverview HS vs State and National Trends



## 5 Year ERW (English/Reading/Writing) SAT Summary Riverview HS vs National and State Trends





# 2022-2023 PARENT SURVEY HIGHLIGHTS

## Parent Survey 2022-2023 Overall Satisfaction Rates

I would recommend the Riverview School District to any family searching for a place to live

I am proud to be a part of the Riverview School District

There are many ways for me to get involved

In general, the District models a fair and transparent decision-making process

In general, I am satisfied with the level of communication from the District

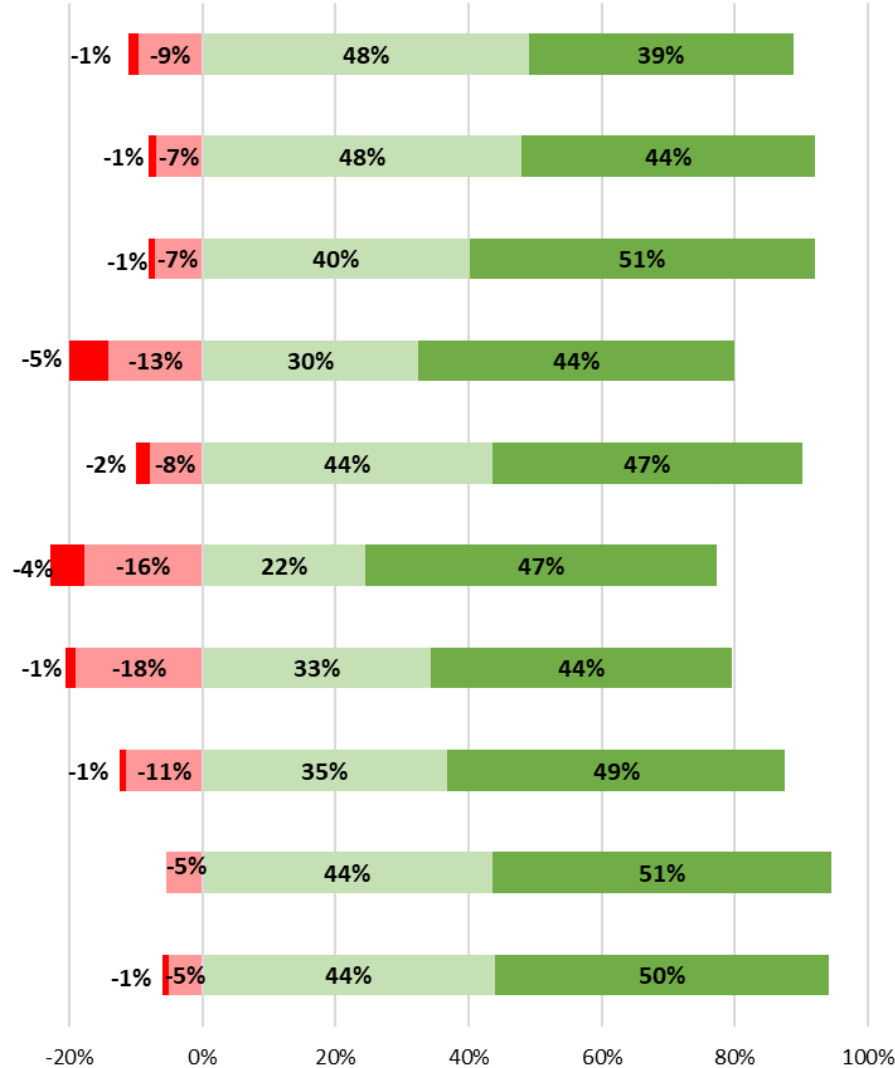
In general, I am satisfied with the District's budget and use of funds

In general, I am satisfied with the range of co-curricular and extra-curricular program offerings of the Riverview School District (e.g.,...

In general, I am satisfied with the support services and special programs of the Riverview School District (e.g., counseling, special...

In general, I am satisfied with the overall academic program offered by the Riverview School District

In general, I am satisfied with the Riverview School District



Disagree Strongly Disagree Strongly Agree (%) Agree

## HIGHLIGHTS

- ~1/3 of parents completed the survey (202 respondents) with similar representation across all grade levels
- Although always room to grow, the community is highly satisfied with the service that the District provides
- Overall satisfaction rates very high across the District
- Respondents are highly satisfied with teacher content knowledge, class sizes, and work required in the classroom
- Teachers and administrators are categorized as approachable, responsive, and accessible
- Respondents say their children are prepared for grade level/school transitions
- Respondents pleased with classroom spaces
- Extremely high satisfaction rates with the communication from the Superintendent, administrative and teaching staff

## AREAS for GROWTH

- Making decisions more transparent regarding community awareness of budgetary constraints and the budgeting process altogether
- Continue to look at food services and offerings for students
- Complete a financial analysis of "pay to play" for athletics

# SAFETY AND SECURITY ACHIEVEMENTS AND GOALS

## 2022-2023 Highlights

- Hosted a comprehensive police training on response to school tragedies
- Bolstered and updated security cameras and recording capabilities at all three schools
- Upgraded threat assessment procedures to align to State statutes and update safety and security protocols to the District
- Updated the District threat assessment team to ensure safety to meet the stipulations of the new State guidelines
- Purchased new emergency medical equipment
- Procured and installed touchless toilet and sink fixtures to mitigate the spread of viruses at all three schools
- Trained the students and staff on utilizing the Safe to Say portal
- Met with Equiparts to update the evacuation plans for the high school (Equiparts)
- Upgraded the remaining rooftop units to ensure proper air exchange
- Upgraded computer network

## 2023-2024 Goals and Focus Areas

- Explore the purchase of additional trauma kits for each school
- Hold an evacuation drill for the Jr-Sr HS with Equiparts
- Upgrade the phone system to ensure emergency communication is responsive and efficient
- Transition the Buildings and Grounds Director to successfully add safety and security to their job responsibilities
- Upgrade our District-wide emergency communication systems
- Continue to utilize and work collaboratively with first responders in all fire, lockdown and evacuation drills

# EDUCATION ACHIEVEMENTS AND GOALS

## 2022-2023 Achievements

- Completed a comprehensive 3-year strategic plan, focusing on safety, social and emotional learning, college and career readiness, academic excellence, and short and long-term feasibility
- Fully implemented Schoology, and communicated to parents its use and effectiveness
- Created a Continuous Improvement structure where teachers are continuously learning and fully supported with development materials and trainers to support their growth and improvement
- Began the creation of a K-12 social and emotional learning scope and sequence in order to focus on student mental health, soft skills, and career readiness initiatives
- Successfully launched a new standards aligned K-8 ELA resources (CKLA)
- Aligned teaching and learning to PA Common Core standards and personalized teaching pedagogy
- Added a STEAM specials course for all 6<sup>th</sup> grade students
- Expanded the Farm to School infrastructure with curriculum, learning opportunities for students, and food provisions to our food service programs
- Utilized iReady diagnostic results and focus on remediation, acceleration, and growth, especially in math
- Continued to assess learning gaps caused by Covid-19, and address individual student needs as a result
- Improved PSSA and Keystone scores across the District, especially in terms of growth
- Established a K-12 representative focus group of teachers, administrators to assess current Science resources and purchase a standards-aligned resources K-12
- Continued to partner with regional STEAM consortiums to continue to bolster STEAM activities for all K-12 students
- Utilized PCCD grant monies to supplement mental health support to students and staff, with implementation to occur in 2023-2024

## 2023-2024 Goals and Focus Areas

- Continue to complete action steps to achieving the District Strategic Plan
- Continue the work with the Science exploration committee to explore and purchase STEELS aligned science curricular resources K-8
- Continue increasing iReady growth scores, especially in the area of “stretch growth”
- Analyze iReady data to ensure that time on task and lesson completion are aligned
- Continue to build a K-12 scope and sequence for social and emotional learning
- Implement grant funded weekly Yoga and Mindfulness classes for students and staff in all three buildings
- Complete a math resource exploration to assess standards aligned resources and future readiness
- Begin an iterative and comprehensive curriculum writing process, K-12
- Explore and purchase more aligned curricular materials for the business, consumer education and tech departments
- Explore health and PE curriculum to ensure alignment to standards and student needs and recommend resources for purchase
- Implement the Calm App through grant funding for staff social and emotional health
- Continue a focus on personalized learning for all students K-12
- Continue our work to hire employees that represent the diverse backgrounds of our student population



# BUSINESS AND FINANCE ACHIEVEMENTS AND GOALS

## 2022-2023 Achievements

- Completed and began work on the multi-year strategic plan focused on fiscal responsibility, sustainability, and program innovation
- Provided financial sustainability and oversight to the District through a fiscally responsible budget
- Completed multiple infrastructure upgrades in HVAC, 10<sup>th</sup> Street locker rooms and auditorium, workout rooms
- Partnered with the AIU for continued participation in electricity, natural gas, and gas & diesel consortiums.
- Continued delinquent Tax Collection processes resulting in fidelity in tax collection and increases to revenue
- Fully utilized ESSERS, PCCD Grants, Federal, and State monies to procure health, safety and technology upgrades necessary to manage issues associated with Covid-19 and learning loss
- Reviewed and maintained fiscal policy and governmental regulation
- Transitioned a new Buildings and Grounds Director to the District and continued to review facility demands and incorporate those into the 5-year facility plan
- Built a budget that successfully balanced fiscal responsibility and program innovation both now and into the future
- Updated current budgetary processes and transitioned to a new central office staff
- Negotiated a new REA Collective Bargaining Agreement that balanced fiscal responsibility with current and future staff retention and stability

## 2023-2024 Goals and Focus Areas

- Complete a feasibility study, considering enrollment, finances and infrastructure to address future projections and cost-effective options for the short and long-term sustainability of the District
- Make the feasibility study available for public scrutiny and consumption
- Build a budget that is focused on the current and future sustainability of the district while being cognizant of the impact of tax increases
- Renegotiate the upcoming transportation contract to provide short and long-term sustainability and cost savings to the district
- Continue with the final stage of the bond projects to address priority needs to the district in the upcoming year
- Hire a replacement Business Manager and transition them into the district and new budgetary processes
- Hire a replacement Payroll/Accounting Clerk and transition them into the business office seamlessly

# STUDENT LIFE ACHIEVEMENTS AND GOALS

## 2022-2023 Highlights

- Continue our focus on finding meaningful ways to ensure all students are safe, comfortable and successful in all school-related activities and functions
- Updated policy 915 to include the use of school logos and updated the District booster manual to focus on procedures and to avoid political and religious affiliations
- Continued our work to increase the participation of students in clubs, sports, and extracurricular activities
- Expanded publicity and marketing efforts to keep the community aware of accomplishments, District information, and student accolades
- Added a District Twitter account in order to more effectively disseminate information to the public
- Created an online school store to provide the community with an option to purchase Riverview gear online at a reasonable cost
- Added high resolution cameras to provide accessibility for viewing sports for all parents and family members
- Successfully transitioned to a new Athletic Director
- Added a Junior high club baseball team
- Added a grant funded Jr-Sr High School Bocce team
- Continue to balance fiscal responsibility with providing student life opportunities for all students
- Updated bullying policy

## 2023-2024 Goals and Focus Areas

- Continue a focus on creating and bolstering student centered opportunities for all students K-12
- Continuing to highlight and acknowledge student leadership/participation and their accolades
- Continue to bolster traffic on the district website and our social media pages by highlighting student life experiences for students
- Revitalize our Student Action Network (SAN) to ensure student voices are heard and acknowledged and that our spaces are safe and welcoming for all students
- Maintain current grant funded mental health staffing to support students and staff
- Continue our work to infuse restorative practices into our work with students
- Update administrative regulations/practices to meet the guidelines of the bullying and tobacco and vaping policies
- Create new co-op agreements with Allegheny Valley for wrestling, girls' softball and golf to expand opportunities for students
- Attain trademark rights for an alternate athletic logo and include the logo in our online store
- Continue to build community partnerships to provide additional options for students to make connections between school and work
- Better utilize our parent database for job shadowing and career education to our students
- Increase student enrollment
- Update and implement a more progressive tobacco and vaping policy
- Update the Student Athletic Handbook

# TECHNOLOGY ACHIEVEMENTS AND GOALS

## 2022-2023 Highlights

- Maintained and updated all student 1:1 computers and devices, including iPads for all K-2 students
- Maintained and updated iReady digital subscriptions for all students K-8
- Maintained and updated new CKLA digital subscriptions for all students K-8
- Updated teacher workstations in every classroom
- Procured, replaced, and/or updated all teacher laptops in the District
- Updated remaining administrative desktops in the District
- Purchased and replaced student devices
- Installed and updated scoreboards in the 10<sup>th</sup> Street gym
- Updated District morning announcements to digital streaming through the new Promethean Boards

## 2023-2024 Goals and Focus Areas

- Maintain the 1:1 computer/device program for all students to include a replacement plan for older devices
- Purchase and implement online Dibel's testing for all K-8 students in reading
- Explore a digital math assessment tool for the Title I students
- Update district phone systems to move to more digital, safe and accessible communication across the District
- Maintain new CKLA digital subscriptions for all students K-8
- Maintain all iReady digital subscriptions for K-8 students
- Explore the possibility of upgrading tech support services to ensure that technology is consistently maintained throughout the school district
- Purchase and update the District network through federal ESSER funds; improving network bandwidth and coverage
- Explore the purchase of a new scoreboard for the football/soccer field at Riverside Park



# COMMUNICATIONS AND MARKETING ACHIEVEMENTS AND GOALS

## 2022-2023 Highlights

- Improved metrics on website and social media traffic
- New photos of school events continually shared on the district website and social media
- Implemented and advertised the new Riverview Store to boost district brand and school pride
- Upgraded to a new digital District calendar on the Riverview website
- Implemented a high-resolution streaming service for athletics
- Successfully increased traffic on Riverview School District Twitter (X) account
- Circulated, updated, and reinforced District Branding Guide
- Bolstered Social Media following on all accounts
- Increased focus on athletic coverage through the district, including original photography
- Upgraded the content management system on the District website

## 2023-2024 Goals and Focus Areas

- Update and distribute the 1-page real estate publication to local real estate agencies
- Continue to increase subscribers on our social media pages
- Maintain and continuously update the District website to ensure content is current and relevant
- Add an alternate athletic logo to the branding guide and online Raider Store
- Dress up the campuses with the updated Riverview logos
- Distribute and communicate the feasibility study to the public
- Increase student enrollment with a focus on communications and marketing strategies

# JR-SR HS FACILITY AND INFRASTRUCTURE UPGRADES



## Junior-Senior High School Upgrades

- Flooring upgrades to the band and dance rooms, including asbestos removal
- Rooftop Units installed serving the office spaces and the workout and gym spaces
- New blower coils and condensers
- Ductwork, refrigerant piping and temperature control upgrades
- Upgrades to the wrestling and weight rooms, prep for possible upgrades in the summer of 2024





# ELEMENTARY SCHOOL FACILITY AND INFRASTRUCTURE UPGRADES



## 10<sup>th</sup> Street Upgrades

- Major renovations to the gym and locker room areas
- Team storage areas upgraded
- Auditorium trim work and painting
- Rooftops units installed serving the auditorium, office spaces, and central office
- Coils, condensers, refrigerant lines, and ductwork installation
- Temperature control upgrades

## Verner Upgrades

- Multiple Rooftop unit upgrades installed
- Hot water coils, fin tubes and automatic temperature control upgrades
- Upgraded electrical and switch gear
- New light pole and electrical panels



## 2023-2024 DISTRICT FINANCES

**2023-2024 Budget - \$25,870,581**

**Tax Increase – 2%**

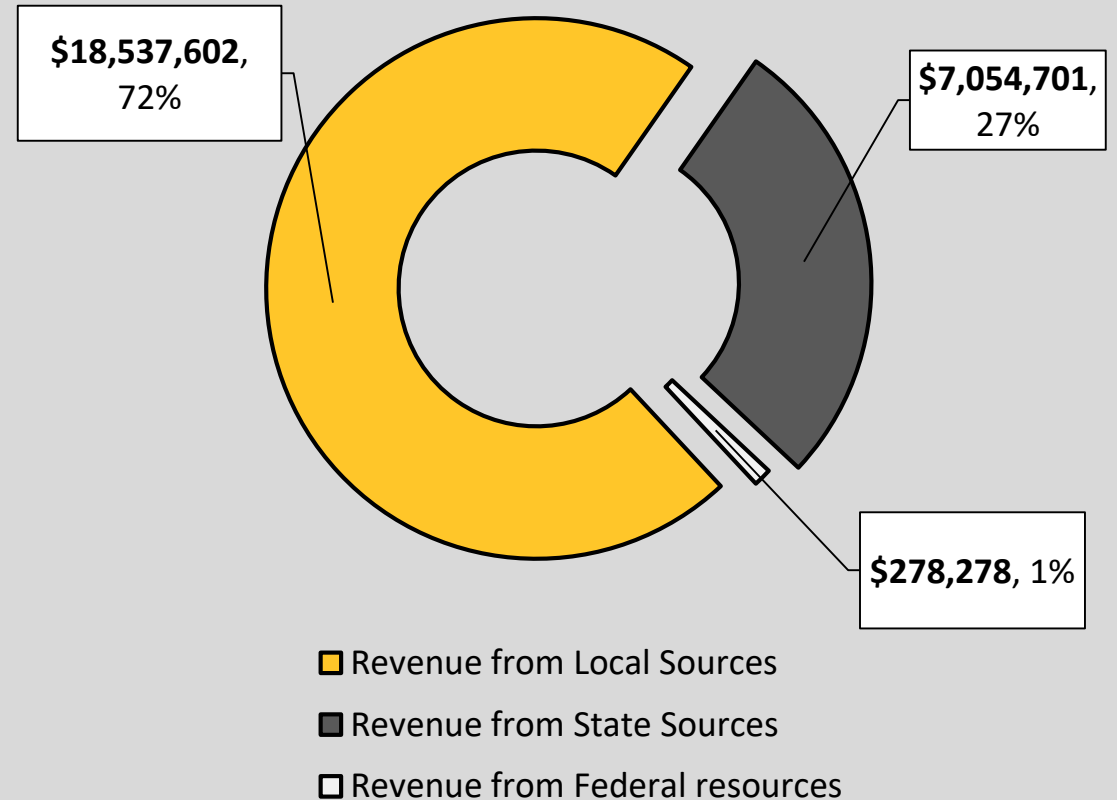
**Millage Rate – 24.1409 mills**

**Fund Balance – 2022 Audited Final**

- **Committed:** \$5,293,458
- **Assigned:** \$541,277 (legal and PSERS)
- **Non-Spendable:** \$210,180 (July Health Insurance)
- **Unassigned:** \$2,098,876 (8% of the 2022-2023 budget and within the permitted limits)

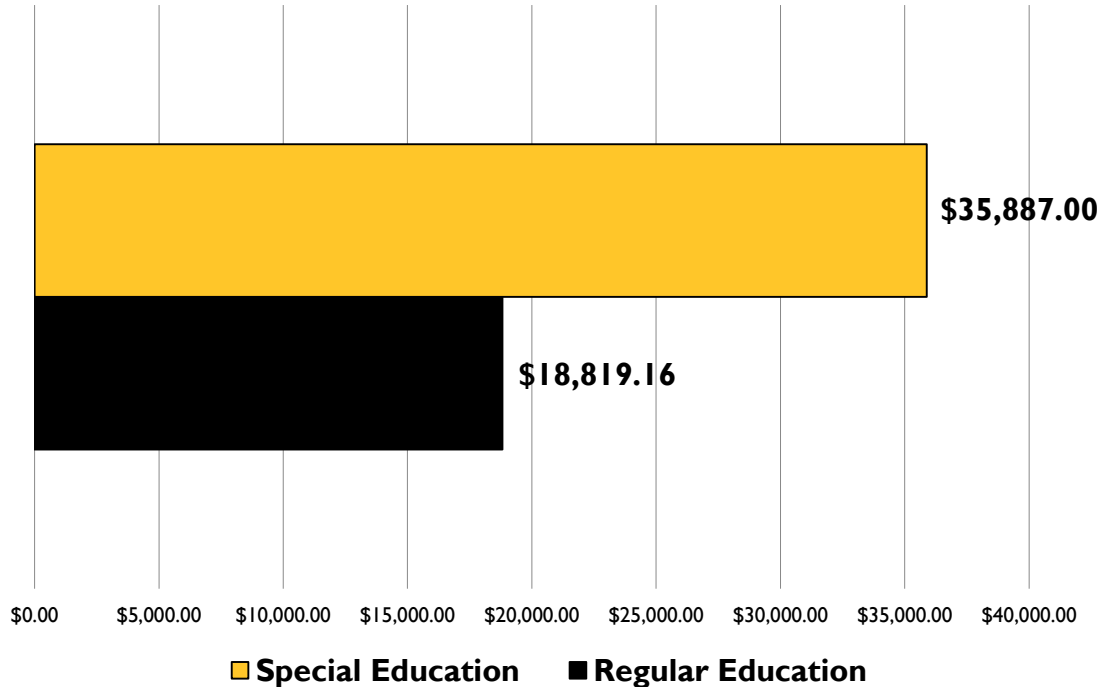


### 2023-2024 District Revenue Sources





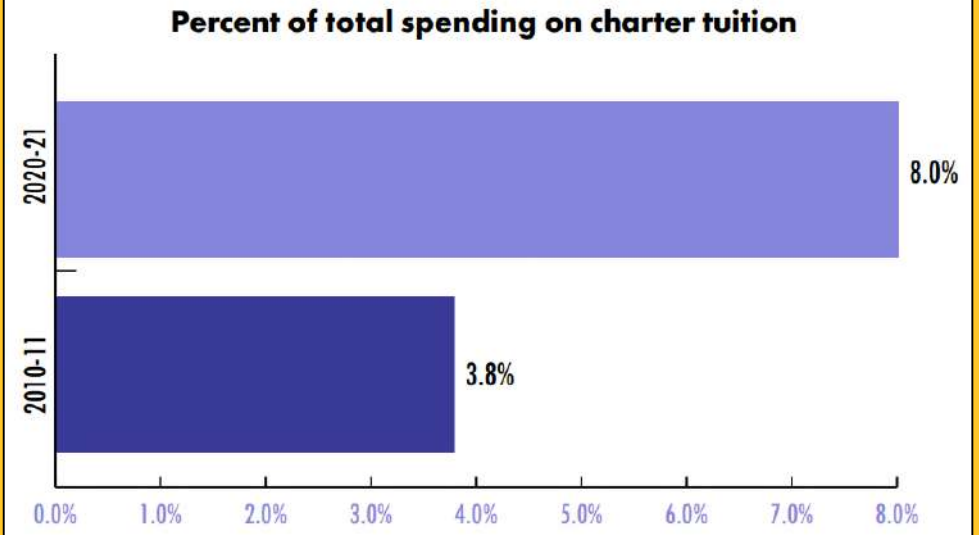
## 2022-2023 Riverview School District Charter Per Pupil Spending



- The chart above shows how much Riverview pays to fund SPED and regular education students in charter schools
- Riverview has its own cyber program
- In 2022-2023, Riverview charter school costs were approximately \$605,000!

## Charter school tuition consumes more of school district budgets

In 2020-21, school districts' mandatory charter school tuition payments surpassed \$2.6 billion, which represented 8.0% of all school district expenditures.<sup>18</sup> Since 2010-11, the percentage of school district spending on charter school tuition has more than doubled.



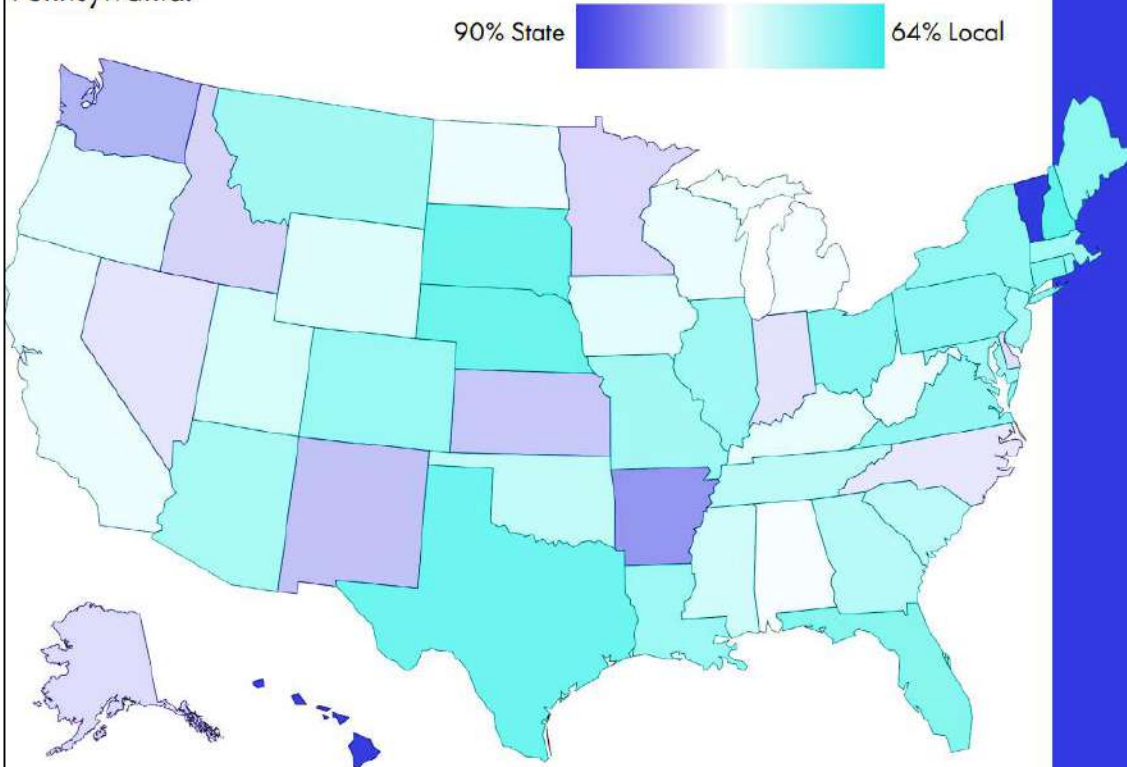
PSBA 2022 State of Education Report

- Charter school funding continues to have a **significant** impact on school districts across the commonwealth, representing an average of 8% of school budgets statewide
- Special education and regular education costs for students attending cyber charter schools continue to increase due to an inability and/or unwillingness to reform the funding mechanism

# EDUCATION FUNDING SHORTFALLS

## Pennsylvania among lowest in state share of education funding

From a national perspective, only seven other states receive a lower proportion of public education funding from state revenues than Pennsylvania.<sup>10</sup>



PSBA 2023 State of Education Report

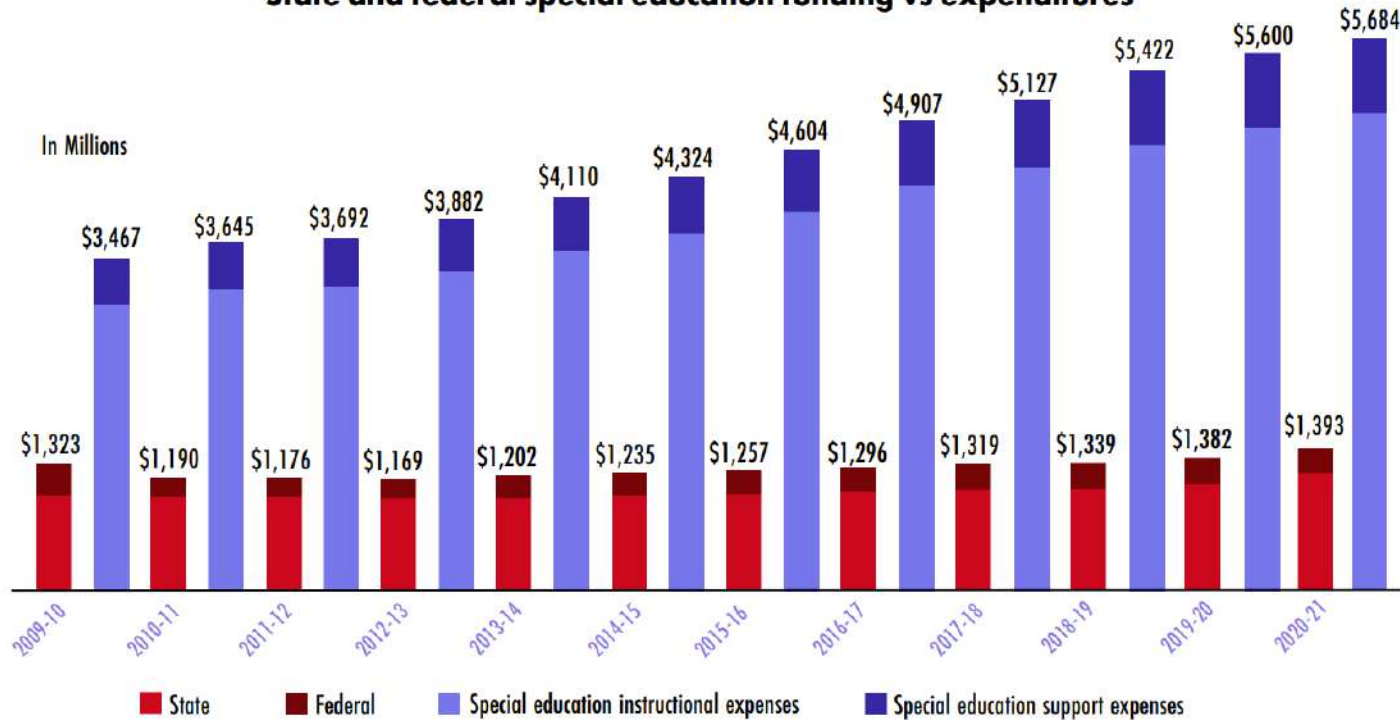
- Even with increases to the State budget this year, PA still ranks as one of the lowest states in education funding in the U.S.
- Insufficient funding results in a heavier reliance on the local tax base to fund school budgets, which negatively affects school budgets across the Commonwealth
- This metric remains fairly consistent in terms of national ranking each year (up slightly from 2022 – 2 spots)
- **Pennsylvania ranks 43rd out of the 50 States in terms of school funding (7<sup>th</sup> worst in the U.S.)**

# SPECIAL EDUCATION FUNDING SHORTFALLS

## Special education expenses outpace revenues

Public schools have experienced a 63.9% increase in special education costs over the last 11 years. State and federal funding for special education has only increased 5.3% in that time.<sup>20</sup>

State and federal special education funding vs expenditures



PSBA 2023 State of Education Report

- This graph shows the large discrepancy between state and federal funding for special education in relation to rising costs
- Despite modest increases to special education funding this year, funding has been relatively flat for the last decade
- The number of special education students in Riverview (17%) and across the commonwealth is steadily increasing. Roughly 1 in 5 students in PA receive special education services.
- Each year, these percentages increase, yet funding remains consistently flat
- ***Riverview's underfunded special education costs were approximately \$1,700,000 in 2022-2023!***

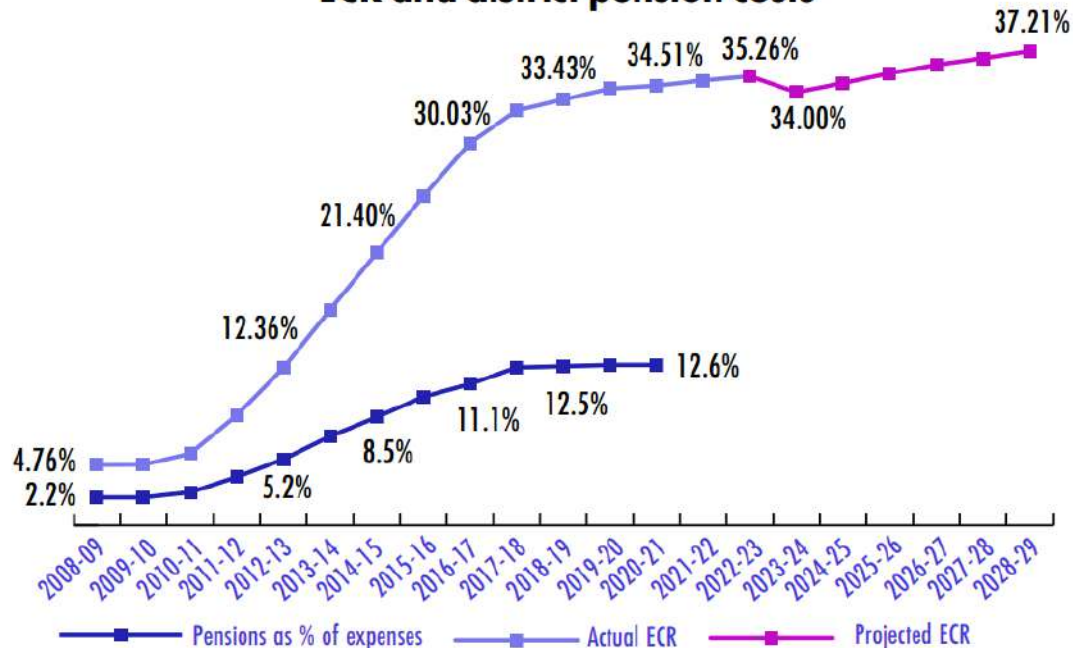


# PA STATE RETIREMENT IMPACTS

## Pension growth starting to plateau but budget impacts will continue

Between 2010-11 and 2017-18, the mandated employer contribution rate (ECR) increased significantly. As a result, the percentage of school district budgets being consumed by pension costs has grown at a commensurate rate.<sup>17</sup> ECR growth is projected to slow in coming years but will remain at historically high levels for the foreseeable future, providing no relief for school budgets.

**ECR and district pension costs**



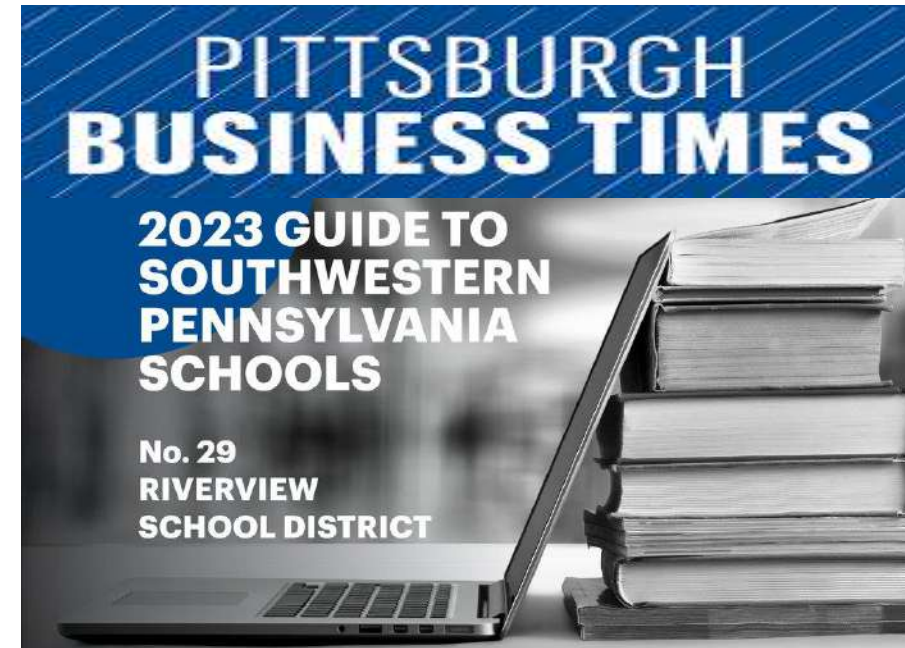
- Each year, the mandated employer contribution rate for state pensions increases
- These increases have a significant impact on school budgets
- Approximately a third of all costs associated with human capital must be set aside for obligations to the Pennsylvania retirement system
- The State has underfunded this account for years, resulting in school districts (and ultimately taxpayers) to bear the burden
- PA ranks 11th in terms of its current expenditures per student at \$17,884 per student. \$5,948, or (33.3%) of that goes towards employee benefits. Only Illinois (35.9%) and Michigan (33.4%) rank higher than PA in terms of the percentage of spending going to benefits, including pensions.
- There is no end in sight in terms of District contributions into this system



## RIVERVIEW HIGHLIGHTS AND ACCOLADES

**Riverview School District and students received numerous awards and accolades in 2022-2023, including but not limited to:**

- Pittsburgh Business Times recognized Riverview as an Overachieving School District and the #3 Ranked Single A school in PA (#1 Single A School in Western PA)
- Riverview students won the first-ever Pittsburgh Penguins “Score For Our Future” sustainability competition
- The Riverview Model United Nations shattered its previous record with a total of 56 awards in the 2022-23 school year.
- Riverview students competed at the National History Day state finals and earned numerous top placements.
- Third grade students from Tenth Street Elementary and Verner’s second graders participated in Phipps Conservatory’s Fairfield Challenge this school year
- The 2023 Riverview High School Musical “Mel Brooks’ Young Frankenstein” earned 6 Gene Kelly Award nominations, including Best Musical
- Riverview Track and Field program set district records at the PIAA state championship in Shippensburg when Amberson Bauer won the 800m run, earning gold and Riverview’s first PIAA title in 10 years
- Lola Abraham became Riverview’s all-time leading scorer and top scorer this season in WVPIAL girls’ soccer and also broke the Riverview Track and Field 100m dash record set 20 years ago. She now holds Riverview records in three different athletic programs
- 7 students went on to play college athletics



World Affairs Council  
of Pittsburgh

NHD  
NATIONAL  
HISTORY DAY®



## RIVERVIEW INTO THE FUTURE

- **Continue to provide world-class education to all Verona and Oakmont school-aged children**
- Continue to complete goals associated with the [2022-2025 Strategic Plan](#)
- Continue to focus on student growth across all ability levels
- Continue to climb the Allegheny County ranks for academic achievement and student growth
- Engage the staff in curriculum writing and curriculum mapping to tailor and adjust resources and meet current standards and individualized student needs
- Create a K-12 social and emotional learning scope and sequence to ensure students are equipped with the soft skills they need to be successful in the global job market
- Build a budget that successfully balances fiscal responsibility with program innovation
- Complete a feasibility study to plan for short and long-term sustainability
- Continue to utilize grant monies to help close any and all pandemic-related gaps and bolster the mental health and safety of the students and staff
- Harness digital upgrades to be innovative, agile, and technologically aligned to strategic goals
- Grow our enrollment and student population
- Communicate accolades and good news to the community in meaningful ways
- Establish a trustworthy relationship with the parents and community that assumes positive intentions
- Be respectful and kind