



Parent/Student Portal Help Guide

<https://okparentportal.emetric.net>

This document was created to help parents navigate the portal. Click on the sections below or scroll to the next page to see step-by-step instructions.

Getting Started
Resetting your Password
Adding Additional Students

Testing History View
Detailed Test View

Getting Started




First time users will enter your student's State ID and Date of Birth, then click **Go**.

If you are unsure of your student's ID, click on **Where's my Student ID?** for detailed help.

OKLAHOMA SCHOOL TESTING PROGRAM

Parent/Student Portal



[Accessibility Information](#) [En Español](#)

First Time Users

Enter your student's STN and date of birth.

Student ID (STN):

10-digit Student ID

Date of Birth:

MM

DD

YY

Where's my Student ID?

Go

Returning Users

Enter your email and password.

Email:

Input Your Email


Password:

Input Your Password

Forgot Password?

Go

[Terms of Use](#) [Privacy Policy](#)

powered by 

Click **En Español** to view the site in Spanish.

Getting Started




Enter your email address, confirm your email address, and create a password for accessing the portal.

To complete your registration, read the Privacy Agreement & check the box indicating that you have read and agree, then click **Register**.

OKLAHOMA SCHOOL TESTING PROGRAM

Parent/Student Portal



[Accessibility Information](#) [En Español](#)

First Time Users

Enter an email and password to register. You will use this email and password on subsequent logins.

Your Email:

Input Your Email

Confirm Email:

Confirm Email

Password:

Input Your Password

Must be at least 8 characters, and include: 1 uppercase, 1 number, 1 lowercase, and 1 special character.

☐ I have read and agree to the privacy agreement.

Cancel

Register


Privacy Agreement

The Oklahoma Parent Portal provides secure, online access to a student's state assessment performance. The portal is intended for use by the student's parent(s) or legal guardian(s). Individuals under the age of 13 are not authorized to register for access to this portal.

- I verify that I am the parent or legal guardian of the child and I have legal authority to obtain my child's educational information.
- I certify that I will advise my student's school of any issues resulting in a need for change of access to student records. I also understand that the Oklahoma State Department of Education reserves the right to grant or deny

OKLAHOMA SCHOOL TESTING PROGRAM

Parent/Student Portal



[Accessibility Information](#) [En Español](#)

First Time Users

Enter your student's STN and date of birth.

Student ID (STN):

10-digit Student ID

Date of Birth:

MM

DD

YY

Where's my Student ID?

Go

Returning Users

Enter your email and password.

Email:

Input Your Email


Password:

Input Your Password

Forgot Password?

Go

[Terms of Use](#) [Privacy Policy](#)

powered by 

Returning users will enter their email address and their password created during registration, then click **Go**.

Resetting your Password



Returning Users

Enter your email and password.

Email:

Password:

Forgot Password?

If you forgot your password, click on **Forgot Password?**, enter your email address, then click **Send Reset Email**.



Check your email and follow the link provided. You will be prompted to reset your password in the portal.

Reset Your Password

Enter the email address you registered with. A reset password link will be sent to the registered email.

Your Email:

Confirm Email:

✓

A password reset email has been sent to parent@emetric.net

Click **OK** when you receive the reset email confirmation message.

OKLAHOMA SCHOOL TESTING PROGRAM

Parent/Student Portal

Accessibility Information En Español

Reset Your Password

Password:
Must be at least 8 characters, and include: 1 uppercase, 1 number, 1 lowercase, and 1 special character.

Confirm Password:

Adding Additional Students



Once you have created your account with your email address, you can add additional students to your account, meaning a parent or guardian with 3 students will only need one Parent Portal Account.

OKLAHOMA SCHOOL TESTING PROGRAM
Parent/Student Portal

En Español

Your Student(s):

Demo Student 1

Add New Student

To add additional students to your account, click on the **Add New Student** button, enter the student's State ID and Date of Birth, then click **Add**.

OKLAHOMA SCHOOL TESTING PROGRAM
Parent/Student Portal

En Español

Your Student(s):

Demo Student 1

Cancel

Enter your student's STN and date of birth.


Student ID (STN): 10-digit Student ID


Date of Birth: MM DD YY

Where's my Student ID? Add

OKLAHOMA SCHOOL TESTING PROGRAM

Parent/Student Portal




En Español 

 Your Student(s):

Demo Student 1


Demo Student 2


Add New Student

Accessibility Information 

Update Email

Sign Out

For more information about the scores on this page, please visit: <https://sde.ok.gov/oklahoma-school-testing-program-ostp-families> 

 OKLAHOMA Education

To view your student's testing history, click on the student's name.

To view the site in Spanish, view accessibility information, update your email address, or sign out of the portal, click on the respective links.

Testing History View





After selecting your student, you will be directed to your student's testing history page. This page helps you know how your student is progressing from one year to the next.

For more detailed information, click on a test.

OKLAHOMA SCHOOL TESTING PROGRAM

Parent/Student Portal

 Switch Student

En Español 

State tests serve as a snapshot that helps schools and districts evaluate their instructional programs by providing information about student readiness in math, English language arts, and science. Because of this, other information (e.g., opportunity to learn, mode of learning, access to grade-level content, attendance, course grades) should be considered when reviewing your data.

Your student's testing history helps you know how your student is progressing from one year to the next. To learn more about a particular test, please click on the test.

Welcome,
Demo Student 1


Local ID: 999999
State ID: *****9999

School Year 2021 - 2022

Performance

| | | |
|---|------------|------------|
| Grade 7 Mathematics Spring 2022 | 307 | Proficient |
| Grade 7 English Language Arts Spring 2022 | 278 | Basic |

For more information about the scores on this page, please visit: <https://sde.ok.gov/oklahoma-school-testing-program-ostp-families>

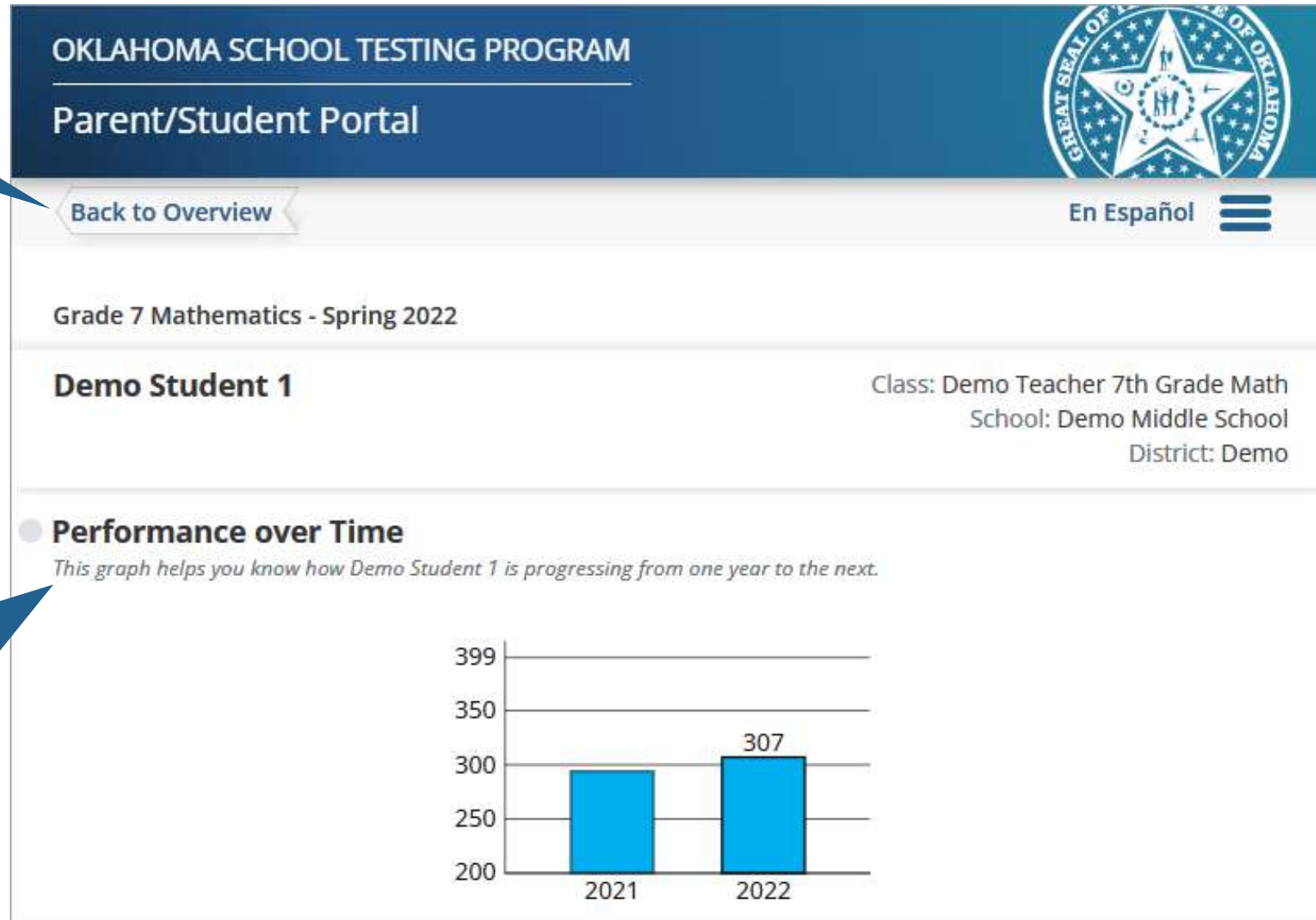
 **OKLAHOMA**
Education

To navigate between students, use the **Switch Student** Button.

To learn more information about the Oklahoma School Testing Program, click on the link provided.

To return to the test history page, click **Back to Overview**.

On the detailed test view page, you will see your student's Performance over Time. This graph helps you know how your student is progressing from one year to the next.



As you scroll, you will see your student's Performance by Category. Information in this table helps you know how your student is performing in each category. It shows the points earned, points possible, and lists ways that you can support your student.

For more information about supporting your student, you can click on the Oklahoma Family Guides link.

OKLAHOMA SCHOOL TESTING PROGRAM

Parent/Student Portal

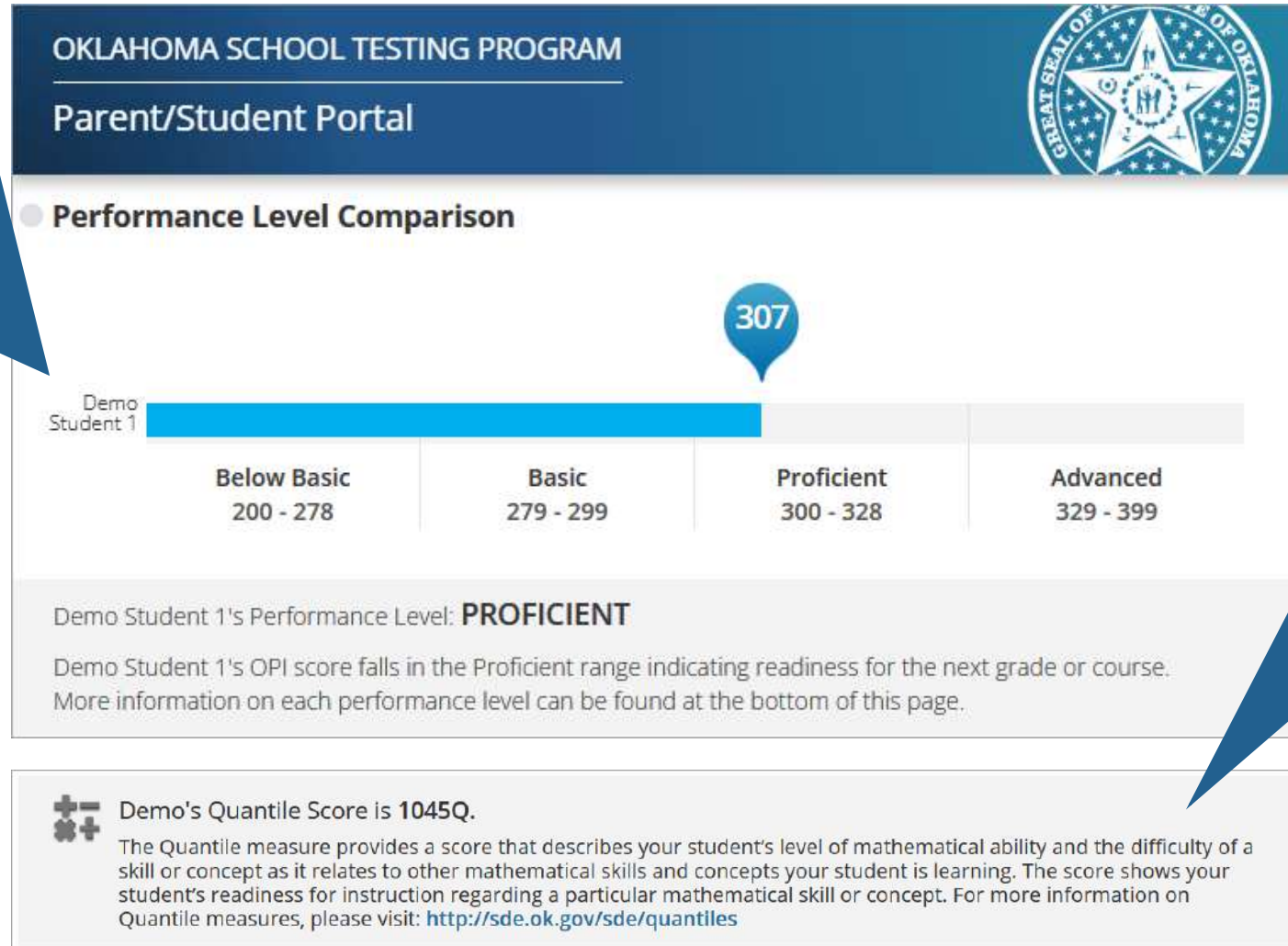
● Performance by Category

Information in this table helps you know how Demo Student 1 is performing in each category.

| Points Earned/Possible | Ways to Support |
|---|--|
| <div>5/10</div> <div>Below Standard</div> | <div>Number & Operations</div> <ul style="list-style-type: none">Help your student determine if an answer is reasonable and continue developing problem-solving skills and number sense (such as comparing prices and estimating the savings for items that are on sale). |
| <div>7/14</div> <div>Below Standard</div> | <div>Algebraic Reasoning</div> <ul style="list-style-type: none">Help your student make connections in order to solve real world and mathematical problems that contain proportions, equations, and inequalities. (For example, using a map, figure out how long a trip will take and what time you should leave in order to arrive on time. Calculate the gasoline mileage, and estimate the total cost of gasoline for long trips.) |
| <div>7/16</div> <div>Below Standard</div> | <div>Geometry & Measurement</div> <ul style="list-style-type: none">Focus on proportional reasoning and how it relates to geometric shapes. (For example, find the surface area and volume of a room in your home. How do the sizes compare with each other, and, if we doubled or halved the room dimensions, how would the sizes be impacted? Or, if you had a larger or smaller tire, how would the area and circumference be impacted?) |
| <div>7/10</div> <div>Below Standard</div> | <div>Data & Probability</div> <ul style="list-style-type: none">Collect and analyze data, including making predictions using measures of central tendency and probability by having your student look at different real-world graphs and find the average, median, mode, and range of the number data. Ask them questions about the data. (For example, what does this data tell your student? What does it make your student wonder?)To make predictions using probability, play a board game or a card game together. Ask about the probabilities involved and what predictions could be made using those probabilities (such as landing on a certain square or rolling a certain number). |

For more information on supporting your student, please visit: [Oklahoma Family Guides](#).

Next you will see your student's Performance Level Comparison graph. This graph helps you know how your student's scores compare to other Oklahoma students taking the same test. **Please note:** For the preliminary release of the 2022 assessments, school and district comparisons will not be shown.




For Mathematics, your student's Quantile Score will be displayed. The Lexile Measure will be displayed when viewing English Language Arts. Both measures include links that provide additional information.

The Performance Level describes what your student is likely to know and be able to do based on their performance on the state test. Your student may also be able to demonstrate some of what is described in the next level. Click on the tabs to transition through descriptions.

OKLAHOMA SCHOOL TESTING PROGRAM

Parent/Student Portal



● Performance Level Descriptors

The Performance Level describes what your student is likely to know and be able to do based on their performance on the state test. Your student may also be able to demonstrate some of what is described in the next level.

Below Basic

Basic

Proficient

Advanced

Students scoring at the Proficient level:

- estimate solutions of problems involving rational numbers and assess the reasonableness of the solutions.
- differentiate between proportional and inversely proportional relationships and identify the constant of proportionality.
- represent proportional relationships in a variety of ways.
- use representations to identify and compare unit rates.
- solve problems involving proportional relationships and assess the reasonableness of solutions.
- represent, solve and write equations.

Reading Sufficiency Act (RSA) has been added to 3rd Grade ELA test results. You can see if your student meets the reading requirement for promotion to the 4th grade. Click on the link for more information about RSA.

Demo Student 2's Performance Level: **BASIC**

Demo Student 2's OPI score falls in the Basic range indicating that they have foundational skills and abilities but are still working toward being ready for the next grade or course and may need additional support. More information on each performance level can be found at the bottom of this page.

Your student HAS MET the Reading Sufficiency Act (RSA) criteria based on Standard 2.0 (Reading and Writing Process) and 4.0 (Vocabulary) and is eligible for automatic promotion to 4th grade. For more information about RSA, please visit:

<https://sde.ok.gov/parents-reading-sufficiency>. 

At the bottom of your student's detailed test results, you will find guidance on how to use this report for meeting with your student's teacher or school. A link is also provided for additional resources and supports available to you.



Use your browser's functionality to print any of the pages within the Parent/Student Portal.

Using this Report to Meet with Your Student's Teacher or School

As your student's first teacher, you are a critical part of their education. It is important to remember that your student's strengths, abilities and potential cannot be measured by a single test score. Each student grows at different rates both physically and academically. State tests help gauge how your student is growing in the knowledge and skills outlined in the Oklahoma Academic Standards. State test results, when combined with other information (i.e. report card grades, teacher feedback, classroom performance and local tests) can help you and the teacher understand where your student is making progress and where they may need extra support. Ask your student's teachers and/or school:

- Where do you think my student is excelling? What can I do to support their success?
- What do you think is giving my student the most trouble? How can I help my student improve in this area?
- What can I do to help my student with upcoming work?
- What learning experiences and opportunities do you provide to support my student's growth?

For additional Supports and Resources, please visit:

<https://sde.ok.gov/oklahoma-school-testing-program-ostp-families>

Contact Information

Office of Assessment
Phone: (405) 521-3341

Office of Special Education
Phone: (405) 521-3351

Office of Curriculum and Instruction
Phone: (405) 521-4287

