



NJGPA Results: Spring 2022 Field Test Administration

NEPTUNE HIGH SCHOOL
Neptune Township School District

December 2022 Presentation





NJGPA Field Test Legislation



- July 5, 2022, Governor Murphy signed P.L.2022, c.60 (ACS for A-3196/S-2349), which requires the State Board of Education to administer the NJGPA as a **field test for class of 2023**.
- The law also prohibits the results of the NJGPA field test (First Pathway), a substitute competency test (Second Pathway), or portfolio appeal (Third Pathway) from being used as prerequisite for graduation for students expected to graduate in the class of 2023.
- There is no graduation assessment requirement for any student who is expected to graduate with the class of 2023.





NJGPA Field Test Result Considerations



- NJGPA field test results from spring 2022 may be used to:
 - Review curriculum and programming.
 - Identify potential focus areas in preparation for the spring 2023 administration of NJGPA to students expected to graduate in the class of 2024.



NJGPA Overview



- NJGPA is designed to measure the extent to which students are graduation ready in English Language Arts (ELA) and Mathematics.
- Graduation readiness is reported separately for each content component.
- The ELA component is aligned to the grade 10 standards.
- The Mathematics component is aligned to Algebra I and Geometry standards.





Neptune's Spring 2022 NJGPA Participation



NEPTUNE HIGH SCHOOL	NJGPA ADMINISTRATION
English Language Arts (ELA)	307 STUDENTS
Mathematics	200 STUDENTS
All Results	507 TOTAL TESTS ADMINISTERED

Note: Percentages may not total 100 due to rounding.





Comparison of Neptune Spring 2022 NJGPA Field Test Administration - Percentages

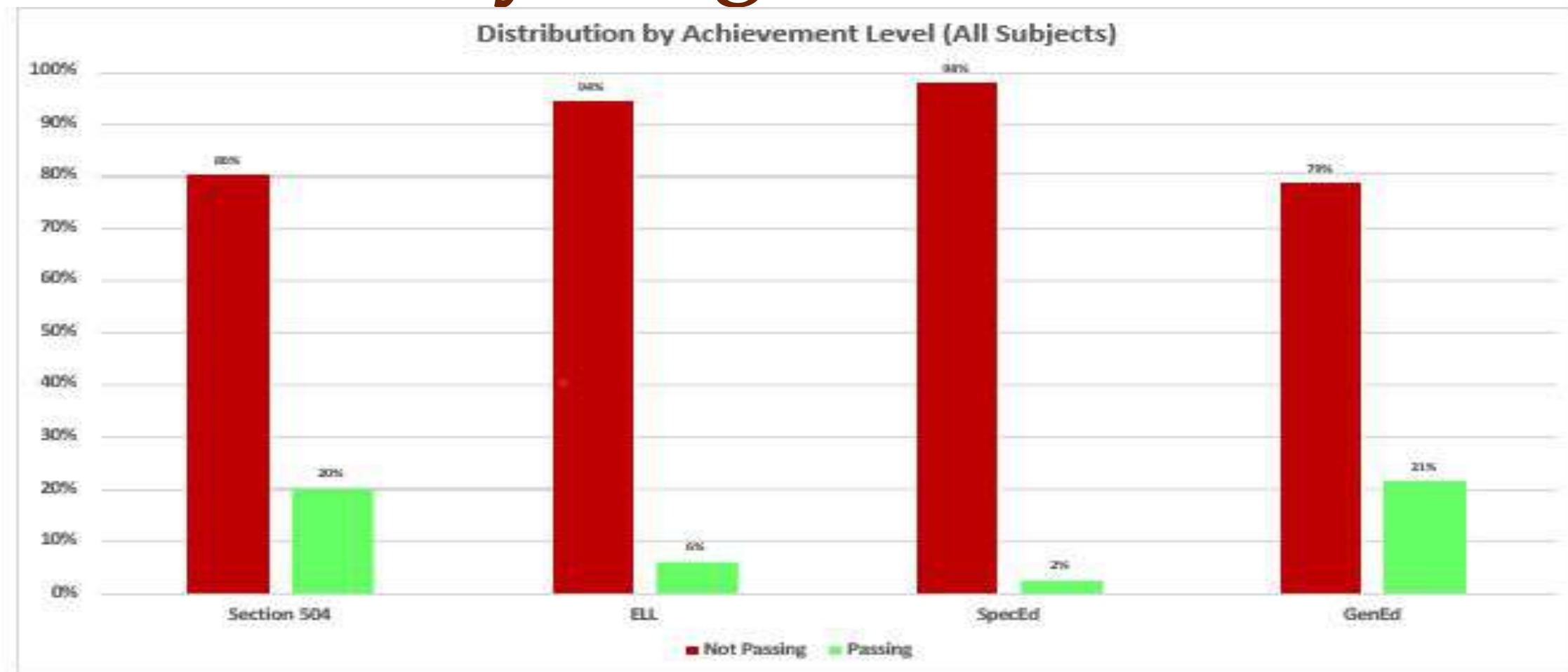


Content Component	Graduation Ready NEPTUNE (District)	Graduation Ready NEW JERSEY (State)	Not Yet Graduation Ready NEPTUNE (District)	Not Yet Graduation Ready NEW JERSEY (State)
English Language Arts (ELA)	15	39	85	61
Mathematics	22	49.5	79	50.5

Note: Percentages may not total 100 due to rounding.



Cohort by Program

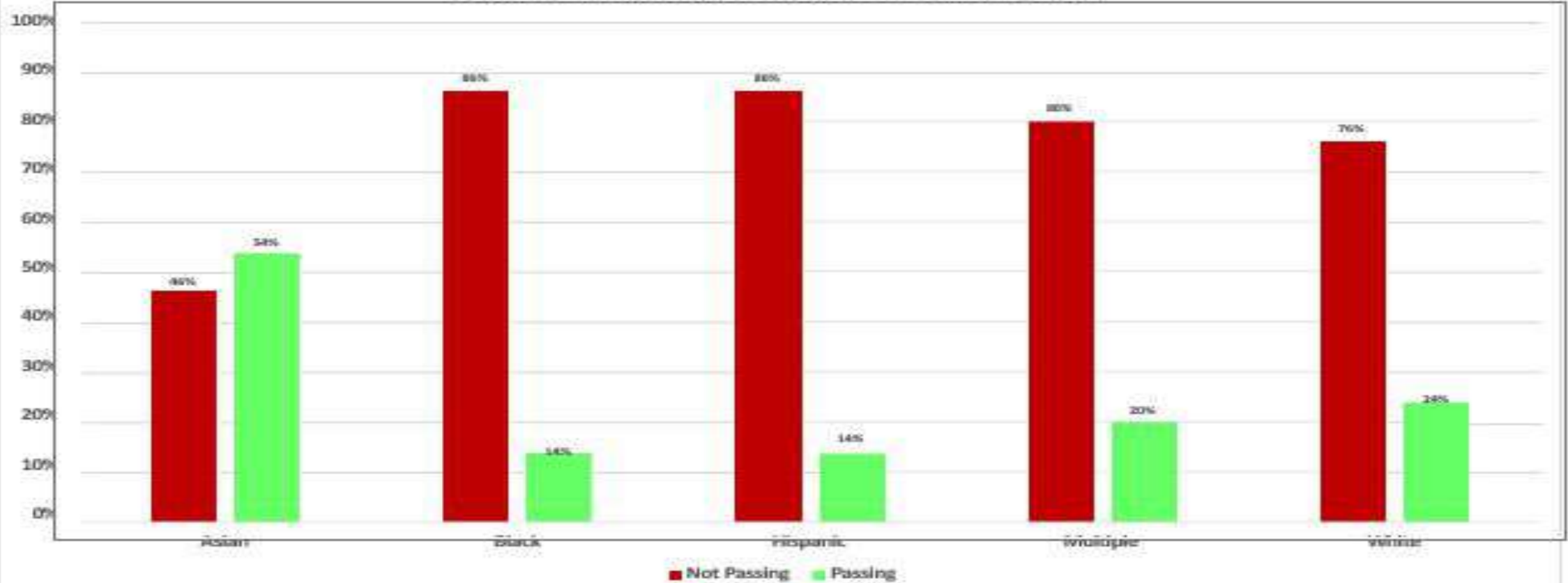




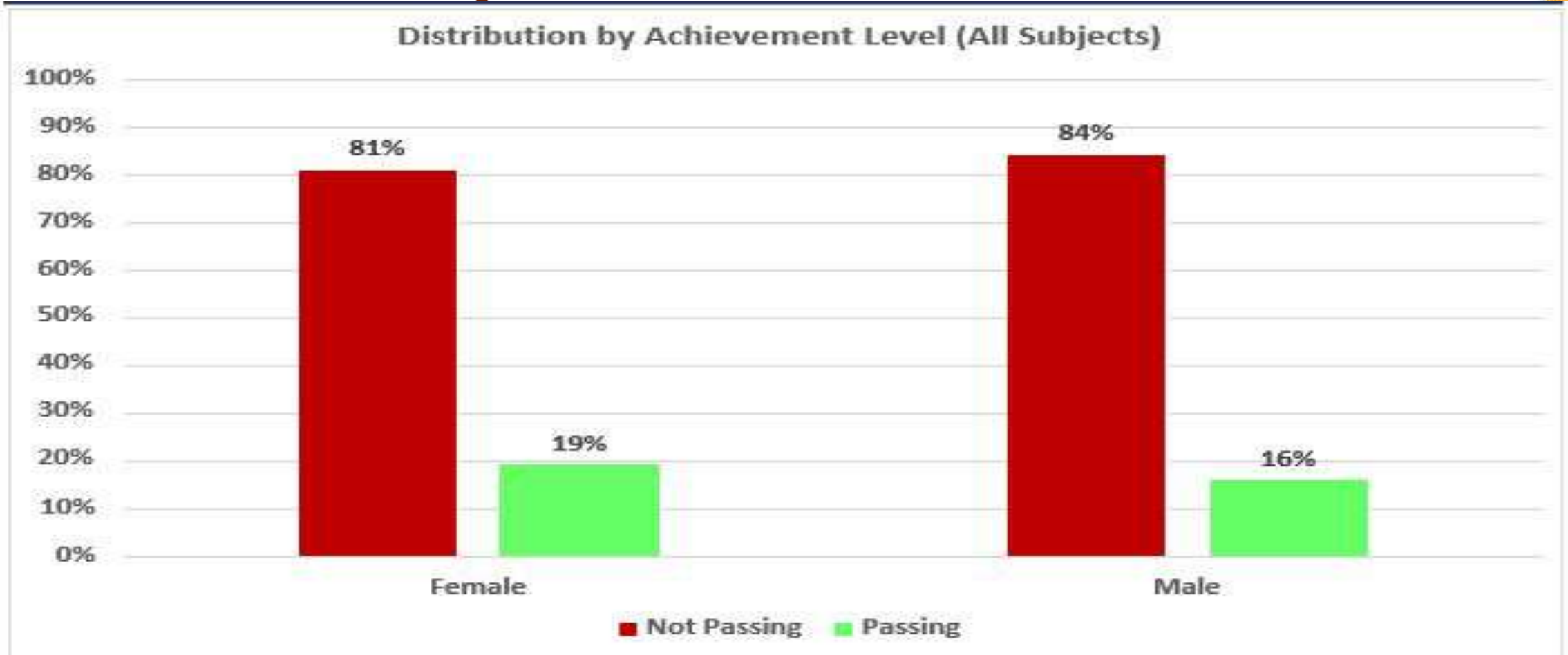
Cohort by Race



Distribution by Achievement Level (All Subjects)



Cohort by Gender





Intervention Strategies



- Reviewed Course Sequence
 - Science pathways aligned to required math courses
- Updated curriculum
 - Aligned to 2020 New Jersey Student Learning Standards
 - Review of resources
- Increasing rigor/Higher Order/Questioning - Examining Assessment Questions
- Increasing participation in higher level classes
 - Reviewing and removing when appropriate barriers such as prerequisites
- Professional Development
 - New standards and curriculum updates
 - Notice and Note being used across the content areas (ELA/Social Studies)
 - Math Fact Fluency K-5
 - Retention Strategies K-12 by Paul Riccomini, Penn State (Math/Special Ed background)
 - AP Colloquium
 - College Board





Notable Achievements



- Data Analysis done of the Class of 2021
- ESSA School Accountability Profiles are indicative of significant growth
- Data Teams have been established at each school
- Intervention Courses at the HS are working well for students who attend school consistently
- Professional Development
- Instructional Observations
- New programs at MS providing consistency (Into Math, OpenSciEd)



2021-2022 NHS School Accountability Profile



New Jersey Department of Education 2021-22 ESSA Accountability Profile

Overview	Participation Rate	Academic Achievement	Academic Progress	Graduation Rate	School Quality	ELP
County: Monmouth [25]		District: Neptune Township School District [3535]		School: Neptune High School [050]		

All information provided in this report is embargoed. Therefore, the information may not be shared with the media or the public until it is released by the NJDOE in the 2021-2022 School Performance Reports.

Annually, the New Jersey Department of Education (NJDOE) issues Accountability Profiles which enable schools and districts to review their progress toward achieving the intent of the ESSA law. Schools and districts can 1) review the data for accuracy; and 2) begin to identify areas of need. Data for specific indicators are compared to annual targets and standards, and are reported by student group to identify gaps. With the implementation of ESSA, these accountability profiles have been modified to provide additional data to analyze student performance and progress, and to meet ESSA accountability requirements.

Report Navigation: On the Overview page (first tab), select a County and District from the drop-down boxes above. These two selections provide a district level report in the table below that contain a summary of all the ESSA indicators. Please note the School drop-down box is set to "DISTRICT LEVEL [888]" for this district level report. To view a school level report, select a school from the School drop-down box. The data in the table below will update for the selected school. Use the navigation tabs on the top of the report to view specific indicator data - Participation Rate, Academic Achievement, etc., for either district or school level data.

IMPORTANT: After a specific school has been selected, the table must be reset to view a different district or county report. To reset, you can either 1) select DISTRICT LEVEL 888 in the School drop-down box, or 2) click the **Reset** icon below the table. On the Overview page, a new County and District can be selected.

Download a report: Select the download icon on the top right corner of the report. Next, select the **PDF** file format option. Next, set Page Size to **Tabloid** and Orientation to **Landscape**. These settings will download a properly formatted report.

Student Group	ELA Participation: Met Annual Target	Math Participation: Met Target	ELA Academic Achievement: Met A.	Math Academic Achievement: Met A.	ELA Academic Progress: Met Annual	Math Academic Progress: Met Annual	4-year Graduation Rate: Met Annual Tar.	5-year Graduation Rate: Met Annual Tar.	School Quality: Met State Average	ELP: Met Annual Target
All Students	Met Target	Met Target	Not Met	Not Met			Not Met	Met Target	Not Met	
American Indian	Below N-size	Below N-size	Below N-size	Below N-size			Below N-size	Below N-size	Below N-size	
Asian/Pacific Islander	Below N-size	Below N-size	Below N-size	Below N-size			Below N-size	Below N-size	Not Met	
Black or African American	Met Target	Met Target	Not Met	Not Met			Not Met	Met Target	Not Met	
Economically Disadvantaged	Met Target	Met Target	Not Met	Not Met			Not Met	Met Target	Not Met	
English Language Learners	Below N-size	Below N-size	Below N-size	Below N-size			Below N-size	Below N-size	Not Met	Met with CI
Hispanic	Met Target	Met Target	Not Met	Not Met			Not Met	Met Target	Not Met	
Students with Disabilities	Met Target	Met Target	Not Met	Not Met			Not Met	Met Target	Not Met	
Two or More Races	Below N-size	Below N-size	Below N-size	Below N-size			Below N-size	Below N-size	Not Met	
White	Met Target	Met Target	Not Met	Not Met			Not Met	Met Target	Not Met	





Questions?

