



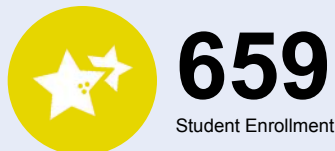
# OREGON AT-A-GLANCE DISTRICT PROFILE

## Culver SD 4

2022-23


SUPERINTENDENT: Stefanie Garber | 412 West "E" St, Culver 97734 | 541-546-2541

### Students We Serve




### DEMOGRAPHICS


#### American Indian/Alaska Native



#### Asian




#### Black/African American




#### Hispanic/Latino



#### Multiracial



#### Native Hawaiian/Pacific Islander



#### White



**18%**

Ever English  
Learners



**3**

Languages  
Spoken

**16%**

Students  
with  
Disabilities

**8%**

Mobile  
Students

**>95%**

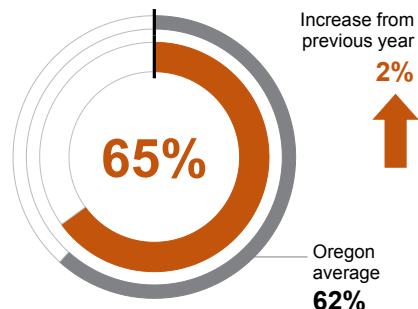
Free/  
Reduced  
Price Lunch

\*<10 students or data unavailable

### District Environment

#### REGULAR ATTENDERS

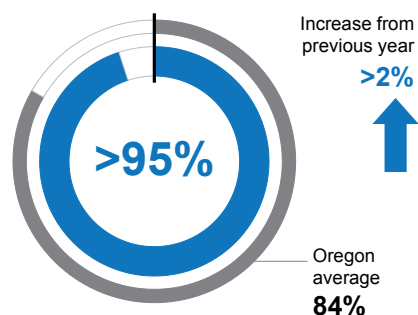
Students who attended more than 90% of their enrolled school days.



### High School Success

#### ON-TRACK TO GRADUATE

Students earning one-quarter of graduation credits in their 9th grade year.



### District Goals

GOAL 1- Increase K - 12 Achievement levels on the State Assessments to be at or above the state average by 2025.

GOAL 2 - Increase academic opportunities and choices at every school, both during and outside the instructional day.

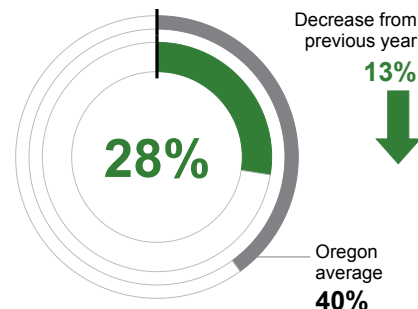
GOAL 3 - Promote positive climate through increased individualized communication, professional development, and teamwork.

### Academic Success

#### Grade 3

#### ENGLISH LANGUAGE ARTS

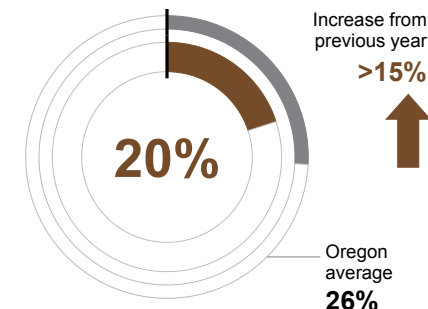
Students meeting state grade-level expectations.



#### Grade 8

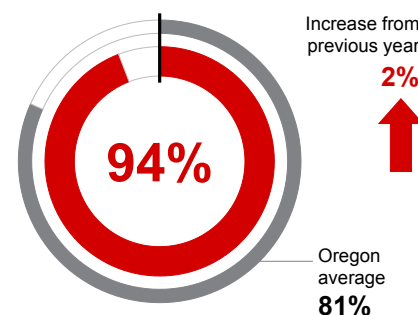
#### MATHEMATICS

Students meeting state grade-level expectations.



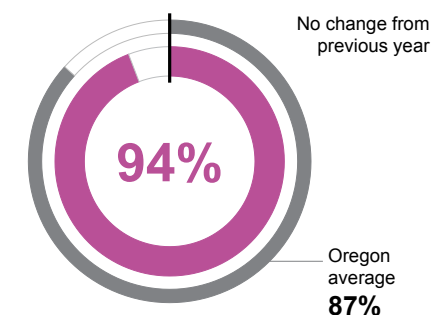
#### ON-TIME GRADUATION

Students earning a diploma within four years. Cohort includes students who were first-time ninth graders in 2018-19 graduating in 2021-22.



#### FIVE-YEAR COMPLETION

Students earning a high school diploma or GED within five years. Cohort Includes students who were first-time ninth graders in 2017-18 finishing in 2021-22.



### State Goals

The Oregon Department of Education is partnering with school districts and local communities to ensure a 90% on-time, four year graduation rate by 2027. To progress toward this goal, the state will prioritize efforts to improve attendance, provide a well-rounded education, invest in implementing culturally responsive practices, and promote continuous improvement to close opportunity and achievement gaps for historically and currently underserved students.



OREGON  
DEPARTMENT OF  
EDUCATION

Oregon achieves... together!

# OREGON AT-A-GLANCE DISTRICT PROFILE CONTINUED

## Culver SD 4

### Outcomes

2022-23

#### Our Staff (rounded FTE)



5

Administrators



47

Teachers



16

Educational  
assistants



3

Counselors



0

Social Workers



0

Licensed  
Librarians



<1

Psychologists



74%

% of licensed teachers  
with more than 3 years  
of experience

#### REGULAR ATTENDERS

American Indian/Alaska Native	<10 students or data unavailable
Asian	<10 students or data unavailable
Black/African American	<10 students or data unavailable
Hispanic/Latino	65%
Multiracial	59%
Native Hawaiian/Pacific Islander	<10 students or data unavailable
White	65%
Free/Reduced Price Lunch	65%
Ever English Learner	70%
Students with Disabilities	60%
Migrant	59%
Homeless	87%
Students in Foster Care	<10 students or data unavailable
Military Connected	<10 students or data unavailable
Talented and Gifted	>95%
Female	66%
Male	64%
Non-Binary	<10 students or data unavailable

#### ON-TRACK TO GRADUATE

American Indian/Alaska Native	<10 students or data unavailable
Asian	<10 students or data unavailable
Black/African American	<10 students or data unavailable
Hispanic/Latino	>95%
Multiracial	<10 students or data unavailable
Native Hawaiian/Pacific Islander	<10 students or data unavailable
White	>95%
Free/Reduced Price Lunch	>95%
Ever English Learner	>95%
Students with Disabilities	<10 students or data unavailable
Migrant	<10 students or data unavailable
Homeless	<10 students or data unavailable
Students in Foster Care	<10 students or data unavailable
Military Connected	<10 students or data unavailable
Talented and Gifted	<10 students or data unavailable
Female	>95%
Male	>95%
Non-Binary	<10 students or data unavailable

#### Grade 3 ENGLISH LANGUAGE ARTS

<10 students or data unavailable
<10 students or data unavailable
<10 students or data unavailable
36%
<10 students or data unavailable
<10 students or data unavailable
25%
26%
<10 students or data unavailable
<10 students or data unavailable
<10 students or data unavailable
<10 students or data unavailable
<10 students or data unavailable
<10 students or data unavailable
29%
26%
<10 students or data unavailable

#### ON-TIME GRADUATION

<10 students or data unavailable
<10 students or data unavailable
<10 students or data unavailable
>95%
<10 students or data unavailable
<10 students or data unavailable
93%
>95%
<10 students or data unavailable
<10 students or data unavailable
<10 students or data unavailable
<10 students or data unavailable
<10 students or data unavailable
Coming in 2023-24
<10 students or data unavailable
>95%
92%
<10 students or data unavailable

#### Grade 8 MATHEMATICS

<10 students or data unavailable
<10 students or data unavailable
<10 students or data unavailable
7%
<10 students or data unavailable
<10 students or data unavailable
24%
20%
<10 students or data unavailable
<5%
<10 students or data unavailable
<10 students or data unavailable
<10 students or data unavailable
<10 students or data unavailable
10%
27%
<10 students or data unavailable

#### FIVE-YEAR COMPLETION

<10 students or data unavailable
<10 students or data unavailable
<10 students or data unavailable
<10 students or data unavailable
88%
<10 students or data unavailable
<10 students or data unavailable
>95%
>95%
92%
<10 students or data unavailable
<10 students or data unavailable
<10 students or data unavailable
<10 students or data unavailable
Coming in 2023-24
<10 students or data unavailable
88%
>95%
Coming in 2023-24