


STATE TESTING

IREAD-3 and ILEARN



Lake Station Elementary Schools Testing Team:

Bailey Facilitator: Amanda Tuel – atuel@lakes.k12.in.us

Bailey Principal: Terry Kolopanlis – kolopanist@lakes.k12.in.us

Hamilton Facilitator: Susanna Gulbrandsen – sgulbrandsen@lakes.k12.in.us

Hamilton Principal: Tara Gordon – tgordon@lakes.k12.in.us

Title I Director : Janine Sheppard – jsheppard@lakes.k12.in.us

Director of Technology: Ralph Girgenti – rgirgenti@lakes.k12.in.us

Professional Development/Instructional/Data Coach: Kathy Brown – kbrown@lakes.k12.in.us

IREAD-3

*Indiana **R**eadin**E**valuation **A**nd **D**etermination (IREAD-3)*

WHAT IS IREAD-3?

- Administered in **Grade 3**
 - Spring
 - Summer retest
- Based on K-3 Foundational skills in reading
- IREAD-3 measures whether a student **can** read;
ILEARN measures **how well** a student reads
- Passing IREAD-3 fulfills the requirements of Public Law 109 – designed to ensure that students can read before accessing fourth grade curriculum.

WHEN IS IREAD-3?

- The testing dates for 2019 are:
 - March 18 through March 22
- Administered online

MARCH 2019						
SUN	MON	TUE	WED	THU	FRI	SAT
					1	2
3	4	5	6	7	8	9
10	11	12	13	14	15	16
17	18	19	20	21	22	23
24	25	26	27	28	29	30
31						

Download & Print Free Calendars From www.wiki-calendar.com

HOW LONG IS IREAD-3

Segment	Total Time
Practice Test	Estimated 15 minutes*
Segment 1	30 minutes**
Segment 2	35 minutes
Segment 3	33 minutes

*The Practice Test is untimed.

**Segment 1 includes phonics items read aloud to students. The timing of this portion of the assessment may vary slightly.

IREAD-3 STANDARDS

- Based on Indiana Standards, IREAD-3 Assessment is a summative assessment that measures foundational reading standards through grade 3.

Strands Assessed	Description	Percent Range*
Reading: Foundations and Reading: Vocabulary	Questions may include identifying beginning, middle, and ending sounds; identifying synonyms, antonyms, homographs, and suffixes; and using context clues to determine the meaning of unknown words in a text.	25-35%
Reading: Nonfiction	Questions may include comparing and responding to grade-level informational text by making connections and/or predictions while reading, and identifying important information within text (e.g., problem and solution, cause and effect, main idea).	30-40%
Reading: Literature	Questions may include comparing and responding to grade-level literary text by recalling and/or describing story elements (e.g., plot, character traits and development, problem and solution), and identifying the theme and narrator of different literary genres.	30-40%

* This range represents the approximate degree of emphasis for each reporting category on the assessment.

WHAT HAPPENS IF MY CHILD DOESN'T PASS?

- Any student who does not pass in the spring has an opportunity to retest in the summer after attending summer remediation.
- If a student does not pass the summer retest, then he or she will be retained and unable to move on to 4th grade (*unless he/she has a "Good Cause Exemption"*).
- According to the Indiana Department of Education:
"Students who do not pass IREAD-3 in the spring have an opportunity to retest in the summer. Students who do not pass the spring or summer administrations of IREAD-3 will continue to receive instruction in Grade 3 Reading, will be officially reported as a third grader, and will fully participate in the IREAD-3 assessment."
- **A parent does not have the option of "opting out" of retention.**

SAMPLE IREAD-3 QUESTIONS



Note: The teacher reads aloud the boldface directions in the first two sections, as outlined below. Students must read silently the set of answer choices and answer each item on their own. Only the answer choices appear in the student test book.

Beginning Sounds

- **Look at the words for Number 1. Find the word that has the same beginning sounds as “grass...grass”. Fill in the circle that goes with the answer you choose.**

☒ gray

☐ guest

☐ glove



Note: The teacher reads aloud the boldface directions in the first two sections, as outlined below. Students must read silently the set of answer choices and answer each item on their own. Only the answer choices appear in the student test book.

Ending Sounds

- **Look at the words for Number 2. Find the word that has the same ending sound as “rain...rain”. Fill in the circle that goes with the answer you choose.**
- ☐ sting ☒ done ☐ tiny



Note: The students read silently the word in bold and choose the word that has the same vowel sound as the underlined part of the word (shown below in **bold**). Only the word in bold and the answer choices appear in the student test book.

Vowel Sounds

sad

☐ pain

☐ chart

☒ crash

☐ waste

➤ **Word Analysis: Synonyms, Antonyms, and Homographs**



The following three items illustrate the types of items that assess students' knowledge of synonyms, antonyms, and homographs, respectively. The teacher reviews the directions for completing each section and reads aloud the directions for the sample items *only*. Once students have answered the sample items and asked any questions, the students must read and answer all questions on their own.

Synonyms

- For Number 4, choose the word that means the same, or about the same, as the underlined word.

4.) was sad

- ☐ angry
- ☐ careful
- ☐ excited
- ☒ unhappy

Antonyms

- For Number 5, choose the word that means the opposite of the underlined word.

5.) to give away

☐ help

☒ take

☐ offer

☐ send

Homographs

- For Number 6, read the sentences. Then choose the word that correctly completes both sentences.

6.) The _____ is coming down the track.

You can _____ your dog to fetch the newspaper.

☐ car

☐ teach

☒ train

☐ horse

➤ **Word Analysis: Suffixes**



The following item illustrates the type of *word analysis* items that assess students' analyses of suffixes. A sample item precedes each set of items. The teacher reads aloud the directions for the sample item *only*. Once students have answered the sample item and asked any questions, the students must answer all questions in this section on their own.

Note: Students must silently read the set of answer choices and answer each item on their own. Only the answer choices appear in the student test book.

- For Number 7, find the word that has the suffix, and **ONLY** the suffix, underlined.
☒ careless ☐ beautiful ☐ quicker ☐ suddenly

➤ Context Clues



The following two items illustrate the type of items that assess students' ability to use context clues. The teacher reads aloud the directions for the sample item *only*. Once students have answered the sample item and asked any questions, the students must read and answer all questions on their own.

- For Numbers 8 and 9, read the story. For each of the blanks, there is a list of words with the same number. Choose the word from each list that best completes the meaning of the story.

Close the front ____ (8) ____ so the warm air stays inside the house.

You may want to put on an extra ____ (9) ____ if you are still cold.

8.) ☐ box

☐ case

☒ door

☐ lid

9.)

☐ cane

☐ ring

☐ shoe

☒ sweater

**Reading: Vocabulary, Reading: Nonfiction, and Reading: Literature –
Vocabulary and Reading Comprehension**



The following passage and two items illustrate the types of passages and items that assess students' comprehension of literary and nonfiction text and vocabulary. The teacher reads aloud the directions for completing the session and for the sample item *only*. Once students have answered the sample item and asked any questions, the students must read and answer all of these questions on their own.

- Read “Snow Hopper”. Then answer Numbers 10 and 11.

Snow Hopper

Take a walk in the woods on a sunny winter's day. You might find tiny insects, called snow fleas, hopping on snow.

Crowds of snow fleas travel together. They look like grains of pepper popping up and down. If you put your hand on the snow, some may hop on top. Lift your hand up, and snow fleas jump off.

How do snow fleas hop? Each snow flea has two tiny tails. The tails bend under a snow flea's body and are held by little hooks. When the hooks open, the tails spring out, and the snow flea leaps up. Snow fleas are also called springtails.

In the winter, snow fleas chew dead leaves and plants buried beneath the snow. When they can't find enough food, they hop to some place new.

A million snow fleas may move together. Some hop on top of the snow. Most crawl under leaves below the snow.

In a few days, their journey is done. The tiny travelers may have moved 25 meters, about the length of a swimming pool. Then the huge group disappears. Where do all the snow fleas go? No one knows for certain, but their snow-hopping days are done.

10.) The author writes that no one knows for certain where snow fleas go. Which of these words means the opposite of certain?

- ☐ clear
- ☒ unsure
- ☐ worried

11.) Which of these sentences from the passage **best** tells where snow fleas search for food?

- ☐ “Lift your hand up, and snow fleas jump off.”
- ☐ “They look like grains of pepper popping up and down.”
- ☐ “When the hooks open, the tails spring out, and the snow flea leaps up.”
- ☒ “In the winter, snow fleas chew dead leaves and plants buried beneath the snow.”

ILEARN

Indiana **L**earning **E**valuation **A**ssessment **R**eadiness **N**etwork



WHAT IS ILEARN?

- Administered in **Grades 3, 4, 5, 6, 7, 8, and Biology in the Spring**
- Based on Indiana College and Career Readiness Standards
 - English Language Arts, Math, Science, Social Studies
- Adopted by the Indiana State Board of Education, the assessments are administered in one testing window through a computer adaptive test (CAT).
 - ELA and MATH are currently CAT
 - Science and Social Studies will be developing into CAT testing in the coming years.

WHEN IS ILEARN?

Testing dates for 2019 are: April 22 through May 17

APRIL 2019						
Sun	Mon	Tue	Wed	Thu	Fri	Sat
31	1	2	3	4	5	6
7	8	9	10	11	12	13
14	15	16	17	18	19	20
21	22	23	24	25	26	27
28	29	30	1	2	3	4

Printable Calendars From [123Calendars.Com](https://www.123calendars.com)

MAY 2019						
Sun	Mon	Tue	Wed	Thu	Fri	Sat
28	29	30	1	2	3	4
5	6	7	8	9	10	11
12	13	14	15	16	17	18
19	20	21	22	23	24	25
26	27	28	29	30	31	1

Printable Calendars From [123Calendars.Com](https://www.123calendars.com)


















WHAT'S TESTED

Third Grade	Fourth Grade	Fifth Grade	Sixth Grade	Seventh Grade	Eighth Grade	Any Grade
English/ Language Arts	English/ Language Arts	English/ Language Arts	English/ Language Arts	English/ Language Arts	English/ Language Arts	Currently enrolled in Biology
Math	Math	Math	Math	Math	Math	
	Science	Social Studies	Science			

ILEARN STANDARDS - BLUEPRINTS

➤ The blueprints can be used as tools to:

- Align expectations regarding mastery of the standards;
- Identify the degree of emphasis of curricular components;
- Assist and guide in prioritizing curriculum and instructional planning;
- Enhance classroom assessment.

Mathematics	English Language Arts	Science	Social Studies
Grade 3 - Updated 10/01/18 	Grade 3 - Updated 10/01/18 		
Grade 4 - Updated 10/01/18 	Grade 4 - Updated 10/29/18 	Grade 4 - Updated 10/29/18 	
Grade 5 - Updated 10/01/18 	Grade 5 - Updated 10/01/18 		Grade 5 - Updated 10/01/18 
Grade 6 - Updated 10/01/18 	Grade 6 - Updated 10/29/18 	Grade 6 - Updated 10/29/18 	
Grade 7 - Updated 10/01/18 	Grade 7 - Updated 10/29/18 		
Grade 8 - Updated 10/01/18 	Grade 8 - Updated 10/29/18 		
		Biology - Updated 10/29/18 	U.S. Government - Updated 10/01/18  (optional)

<https://www.doe.in.gov/assessment/ilearn-test-design>

HOW ELEMENTARY SCHOOLS PREPARE

➤ 8-Step Process

- **Indiana State Standards Testing (Success)** - every 3 weeks
- **Remediate standards based off scores** - every 3 weeks
- **Fun Fact Friday** – math fact fluency
- **Standardized testing Practice Tests, Lessons and technology remediation**
- **STAR Testing** – given 4 times a year, data used to identify strengths /weaknesses, guides instruction/remediation, and looked at as a predictor for performance on standardized tests
- **Learning Log teacher meetings** - for collaboration to build best practices in teaching.

HOW TO HELP YOUR CHILD PREPARE

- **Compass Learning** (Grades 1-5)
<https://www.thelearningodyssey.com/>
- **ReadWorks** (all grades)
<http://www.readworks.org/>
- **Newsela** (all grades)
<https://newsela.com/>
- **Typing Practice**
 - Typetastic
 - NitroType
 - TypingAttack
 - Word
 - Google Free Typing games

Table 1

Grade	Word Count Range (short text)	Word Count Range (long text)
3	200-487	488-650
4	450-562	563-750
5	450-562	563-750
6	650-712	713-950
7	650-712	713-950
8	650-712	713-950

Table 2

Recommended Lexile and Flesch-Kincaid ranges for each grade are shown in the chart below.

Grade	Lexile Band	Flesch Kincaid
3	420-820	1.98-5.34
4-5	740-1010	4.51-7.73
6-8	925-1185	6.51-10.34

HOW TO HELP YOUR CHILD PREPARE

- **IDOE IREAD-3 Item Sampler** (3rd Grade)
<http://www.doe.in.gov/assessment/iread-3>
- **ILEARN & IREAD Released Items Repository**
A link is available on the Lake Station Website in the “Learning Links” section at the bottom of the webpage.
- **Google: IREAD / ILEARN Practice** (all grades)
Many teachers across the state have created several practice sites and practice tests

**Practice Basic Math Facts at home weekly.
Read at Home and ask questions about the text.**

RELEASED ITEMS REPOSITORY

1. Visit the Lake Station Schools Website.
www.lakes.k12.in.us
2. Navigate to your child's school.
3. A link has been placed in the "Learning Links" toward the bottom of the main webpage.

LEARNING LINKS

○ ISTEP+ ePats

○ ILEARN Released
Items Repository

○ Renaissance
Learning

○ Pearson Success
Net

○ Compass Learning

○ RAZ Kids

○ ReadWorks

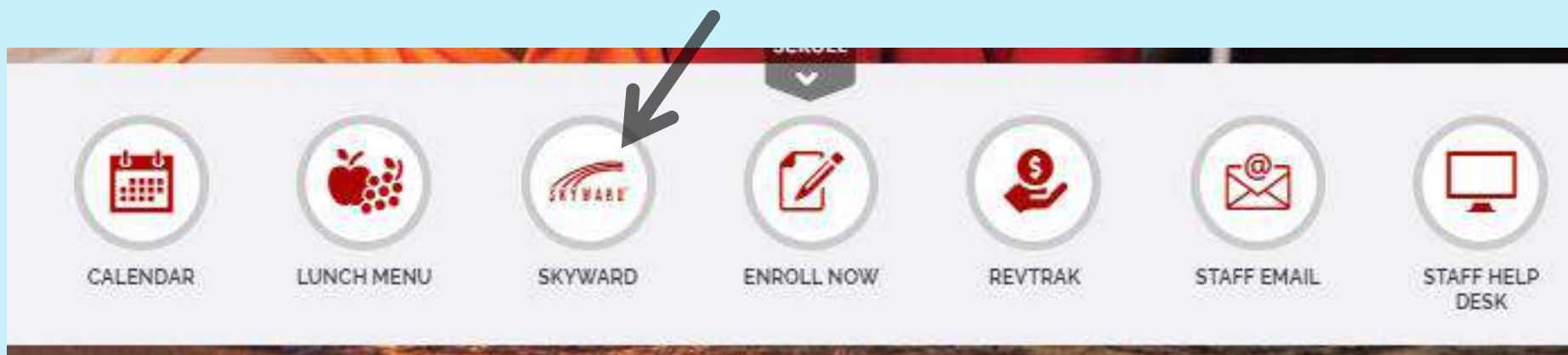
○ Starfall

○ ALEKS

○ Essay Scorer

TRACK STUDENT PROGRESS

- Check grades and attendance through **Skyward Family Access**.



- Email your child's teacher with concerns.
- Review report cards and progress reports that come home.
- Review daily work and student agenda.
- Visit the Title I webpage for more information and links to practice
<https://www.lakes.k12.in.us/TitleI>

Available Handouts

NEW! ILEARN Assessment Information for Families



5 Key Points for Families to Understand About Indiana's New Assessments



"Educator-Created; Student-Centered"

1. What is ILEARN?

ILEARN is Indiana's new online computer-adaptive assessment designed to measure your child's proficiency of the Indiana Academic Standards in Grades 3–8, Biology and U.S. Government. ILEARN fulfills both state and federal legislative requirements as the accountability assessment for Indiana students.

Subject	Grade(s)
ILEARN English/Language Arts	Grades 3–8
ILEARN Mathematics	Grades 3–8
ILEARN Science	Grades 4 and 6
ILEARN Social Studies	Grade 5
ILEARN Biology End-of-Course Assessment (ECA)	High School*
ILEARN U.S. Government End-of-Course Assessment (ECA)(optional)	High School*

*Taken at the end of the course, regardless of grade level.

2. What is a computer-adaptive assessment and how does it benefit my child?

Computer-adaptive assessments adapt to each student's mastery of the content throughout the assessment. Every time a student answers a question, his or her response helps determine the next question presented. The difficulty of the test will adjust to each student's skills, providing a better measure of what each student knows and can do.

• ILEARN is a computer-adaptive assessment. For more information about computer-adaptive assessments, visit: <https://www.doe.in.gov/assessment/assessment-literacy>.

5. When will I receive score reports about my student's performance on ILEARN?

• Schools can access final scores and score reports on August 15, 2019 in the Online Reporting System. Beginning in 2019–20, reports will be available to schools within 12 days of students testing.

• Reports provide a scale score as an indication of overall student achievement in a grade level, as well as several subscores.
• Parents and guardians may request rescoring of open-ended items through the local school.

Contact us at: Inassessments@doe.in.gov with questions.



3. How does ILEARN support all students?

The new online testing system is easy to use and is more accessible to students who require features or accommodations while testing. New tools and resources are available to help students show what they know.

- Built-in glossaries allow students to select unfamiliar words and read their definitions. Glossaries are available in English, Arabic, Burmese, Mandarin, Spanish, and Vietnamese.
- Students are provided with authentic tools, such as spell check, a dictionary, and a thesaurus for use when responding to the writing task.
- The Desmos calculator (provided for Mathematics Grades 6–8) is available for students to practice using free of charge at: desmos.com.
- Spanish translations (stacked over the English version) are available for Mathematics, Science, and Social Studies.

4. What resources are available to help prepare my child for ILEARN?

- Indiana's Released Items Repository allows students to interact with released items and try some of the tools and features at: <https://www.doe.in.gov/assessment/learn-sample-items-and-scoring>.
- Indiana's ILEARN Portal provides information and resources for understanding the assessment at: <https://learn.portal.iafast.org/>.
- The ILEARN for Families website answers questions about ILEARN at: <https://www.doe.in.gov/assessment/learn-families>.

NEW! Información para Familias sobre la Evaluación ILEARN



5 Puntos Claves para que las Familias Puedan Comprender las Nuevas Evaluaciones de Indiana



"Educator-Created; Student-Centered"

1. ¿Qué es ILEARN?

ILEARN es una nueva evaluación en línea adaptada en Indiana diseñada para medir la habilidad de sus hijos en los estándares académicos de Indiana en los grados 3 a 8, Biología y Gobierno de Estados Unidos. ILEARN cumple con los requisitos legislativos estatales y federales así como con la responsabilidad de las evaluaciones de los estudiantes.

Materia	Grado(s)
ILEARN Idioma Inglés	Grados 3–8
ILEARN Matemáticas	Grados 3–8
ILEARN Ciencia	Grados 4 & 6
ILEARN Estudios Sociales	Grados 5
ILEARN Evaluación de fin de curso de Biología (ECA)	Secundaria*
ILEARN Gobierno de Estados Unidos Evaluación fin de curso (ECA)(opcional)	Secundaria*

*Tomados al fin de curso. Independientemente del nivel de grado.

2. ¿Qué es la evaluación en línea adaptada y cómo beneficia a mi hijo?

Las evaluaciones en línea se adaptan al dominio del contenido de cada estudiante a lo largo de la evaluación. Cada vez que un estudiante responde a una pregunta, su respuesta ayuda a determinar la siguiente pregunta presentada. La dificultad de la prueba se ajusta a las habilidades de cada estudiante, proporcionando una mejor medida de lo que cada estudiante sabe y puede hacer.

• ILEARN es una evaluación adaptada en línea. Para obtener más información acerca de las evaluaciones adaptadas a la computadora, visite: <https://www.doe.in.gov/assessment/assessment-literacy>.

6. Cuando recibiré reportes de puntuación sobre el desempeño de mi estudiante en ILEARN?

• Las escuelas pueden acceder a los resultados finales e informes de puntuación el 15 de Agosto del 2019 en el sistema de informes en línea. Comenzando en el 2019–20, los reportes estarán disponibles para las escuelas dentro de los 12 días de la prueba de los estudiantes.



3. ¿Cómo ILEARN apoya a todos los estudiantes?

El nuevo sistema de pruebas en línea es fácil y más accesible para los estudiantes que requieren características o adaptaciones durante la prueba. Nuevas herramientas y recursos están disponibles para ayudar a los estudiantes a mostrar lo que saben.

- Los glosarios integrados permiten a los estudiantes seleccionar palabras desconocidas y leer sus definiciones. Los glosarios están disponibles en Inglés, Árabe, Birmano, Mandarín, Español, y Vietnamita.
- A los estudiantes se les proporcionan herramientas auténticas, como la revisión ortográfica, un diccionario y un tesoro para su uso al responder a la tarea de escritura.
- La calculadora Desmos (proporcionada para las matemáticas de 6 a 8 grados) está disponible para que los estudiantes practiquen usando de forma gratuita en: desmos.com.
- Las traducciones en Español (aplicadas sobre la versión en Inglés) están disponibles para matemáticas, ciencias, y estudios sociales.

4. ¿Qué recursos están disponibles para ayudar a preparar a mi hijo para ILEARN?

- El Repositorio de artículos Publicados de Indiana permite a los estudiantes interactuar con artículos publicados y probar algunas herramientas y características en: <https://www.doe.in.gov/assessment/learn-sample-items-and-scoring>.
- El portal ILEARN de Indiana proporciona información y recursos para entender la evaluación en: <https://learn.portal.iafast.org/>.
- El sitio web para Familias de ILEARN para preguntas sobre ILEARN en: <https://www.doe.in.gov/assessment/learn-families>.

• Los reportes proporcionan una puntuación de escala como una indicación del logro general de los estudiantes en un nivel de grado, así como varias sub puntuaciones.
• Padres y tutores pueden solicitar recalificaciones de artículos de composición abierta a través de la escuela local.

