



Fridley Public Schools Adopted Budget FY 2018-2019 June 19, 2018

Matthew Hammer, Director of Finance

Fridley Budget Planning

Improving academic achievement

Using the most effective instructional strategies

Maintaining a safe and positive learning environment

Building financial stability

Improving parent, school and community partnership



Fridley Budget Planning

Improving academic achievement

Using the most effective
instructional strategies

Maintaining a safe and positive
learning environment

Building financial stability

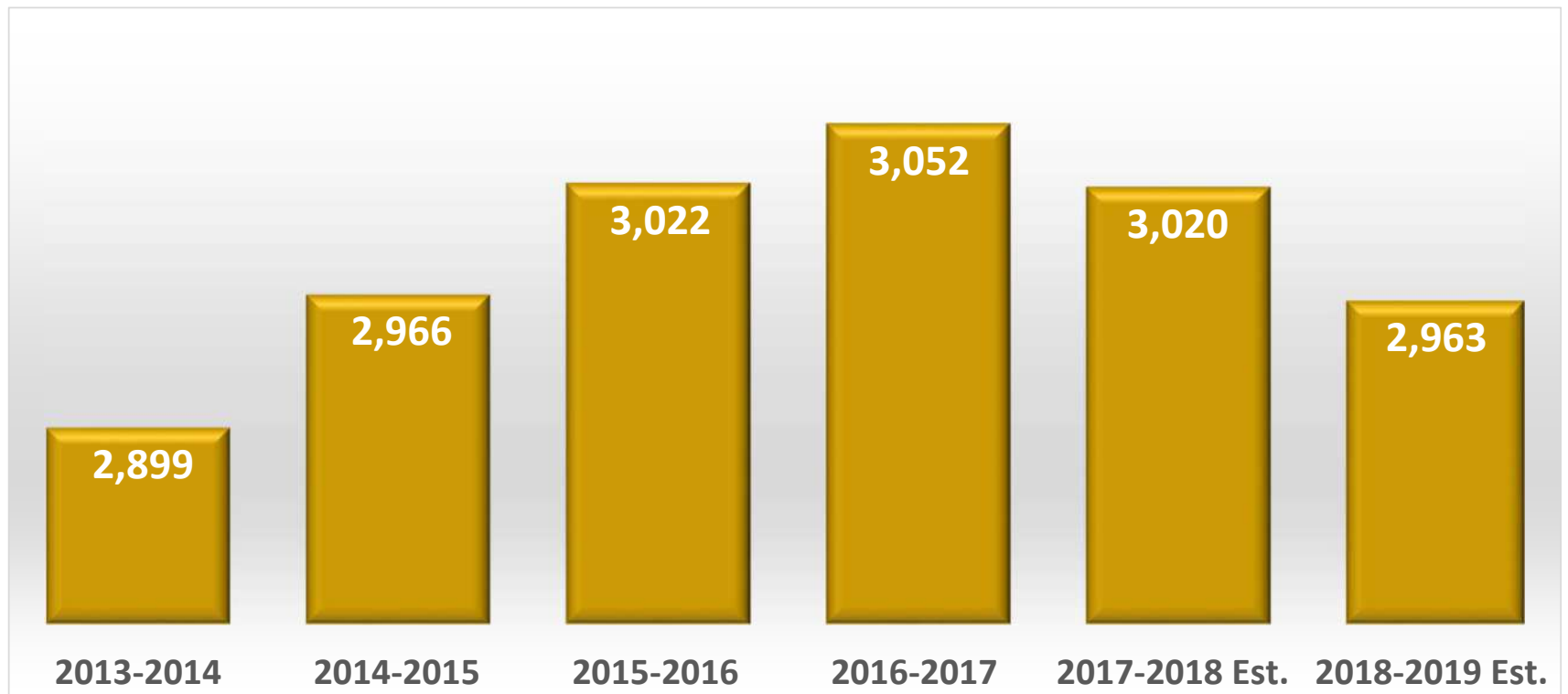
Improving parent, school and
community partnership



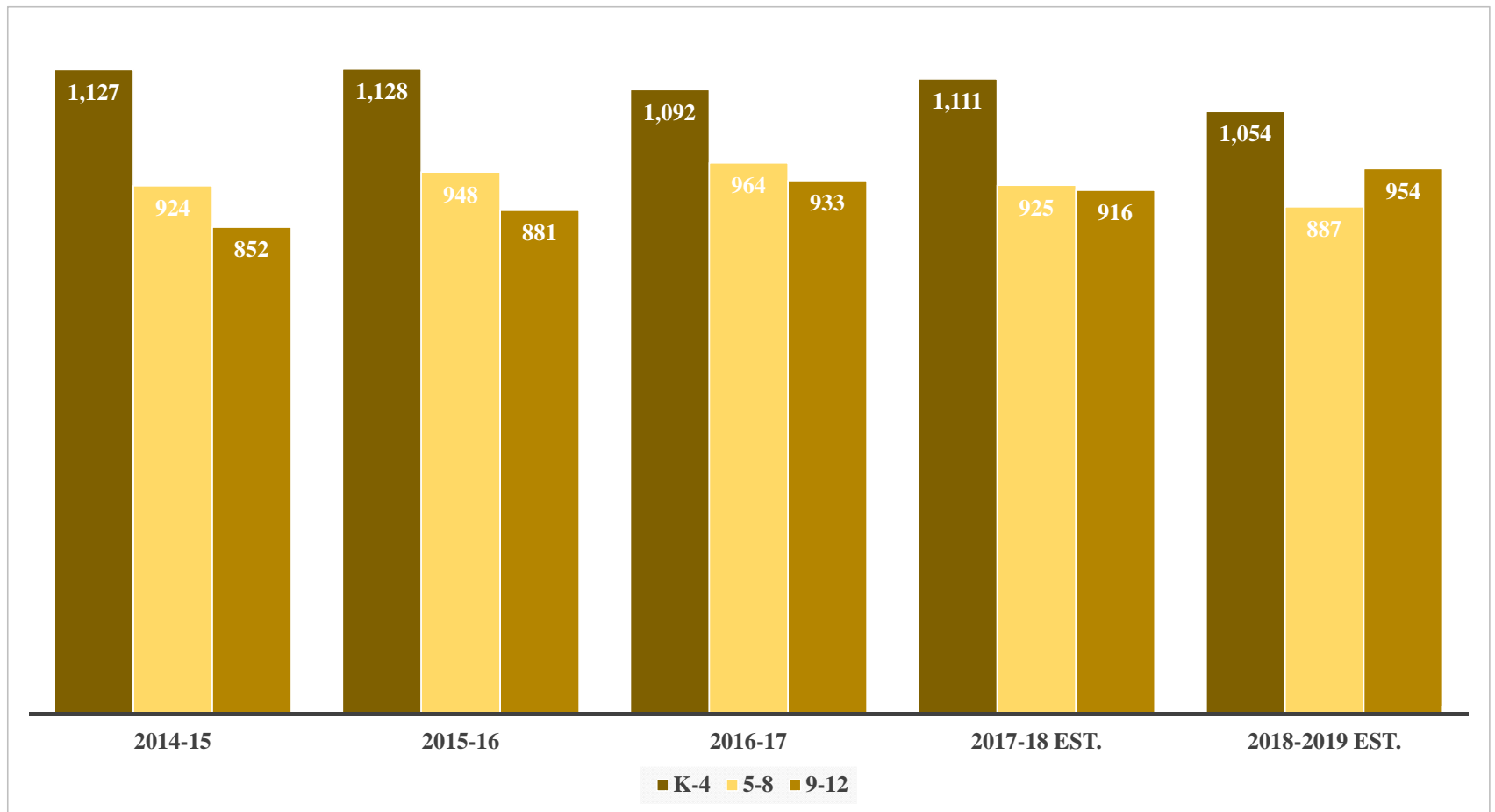
Enrollment



Enrollment

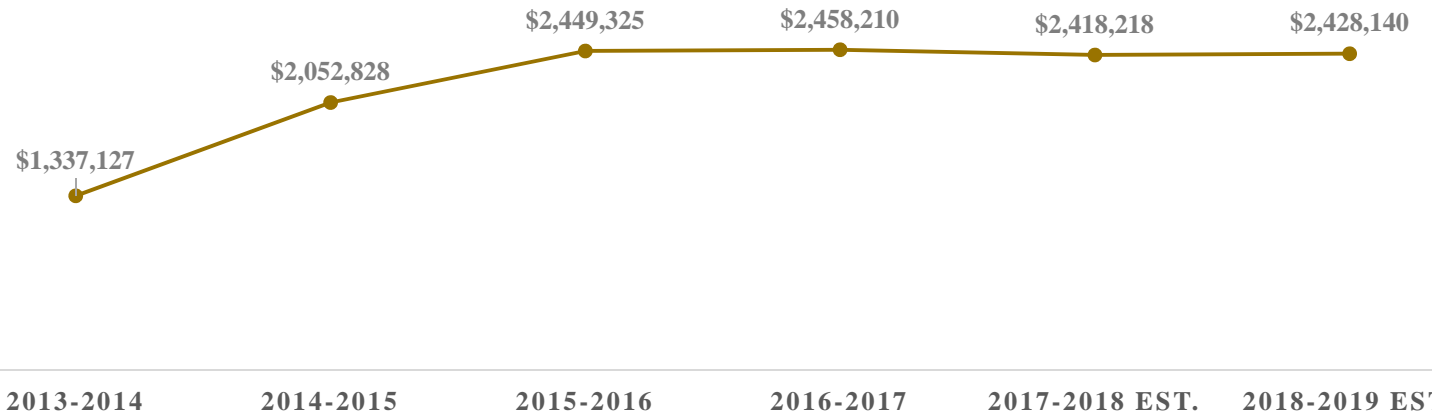


Enrollment



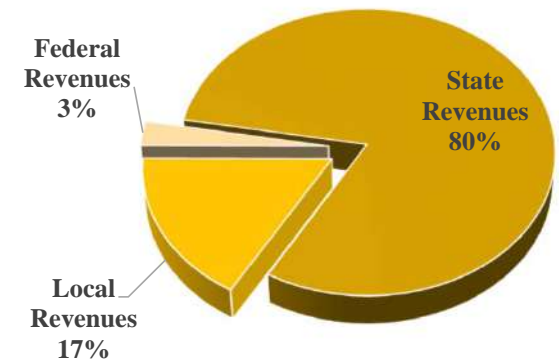
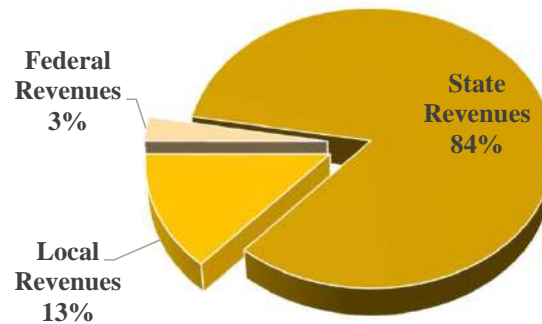
General Fund Unassigned Fund Balance

	Actual FY13-14	Actual FY14-15	Actual FY15-16	Actual FY16-17	Budget FY17-18	Budget FY18-19
Expenditures	\$28,817,392	\$29,572,625	\$32,472,338	\$33,474,005	\$34,167,239	\$34,587,705
Fund Balance	\$1,337,127	\$2,052,826	\$2,449,325	\$2,458,210	\$2,418,218	\$2,428,140
Fund Balance %	4.64%	6.94%	7.54%	7.34%	7.08%	7.02%



Revenue By Source

<u>Revenue Source</u>	<u>FY 17 Actual</u>	<u>FY 17 %</u>	<u>FY 19 Budget</u>	<u>FY 19 %</u>
State Revenues	\$35,182,136	83.8%	\$36,153,644	80.6%
Local Revenues	\$5,651,019	13.5%	\$7,479,699	16.7%
Federal Revenues	\$1,164,750	2.8%	\$1,212,068	2.7%
Incoming Transfers Other Funds	\$0	0.0%	\$0	0.0%
Total	\$41,997,905	100.0%	\$44,845,411	100.0%

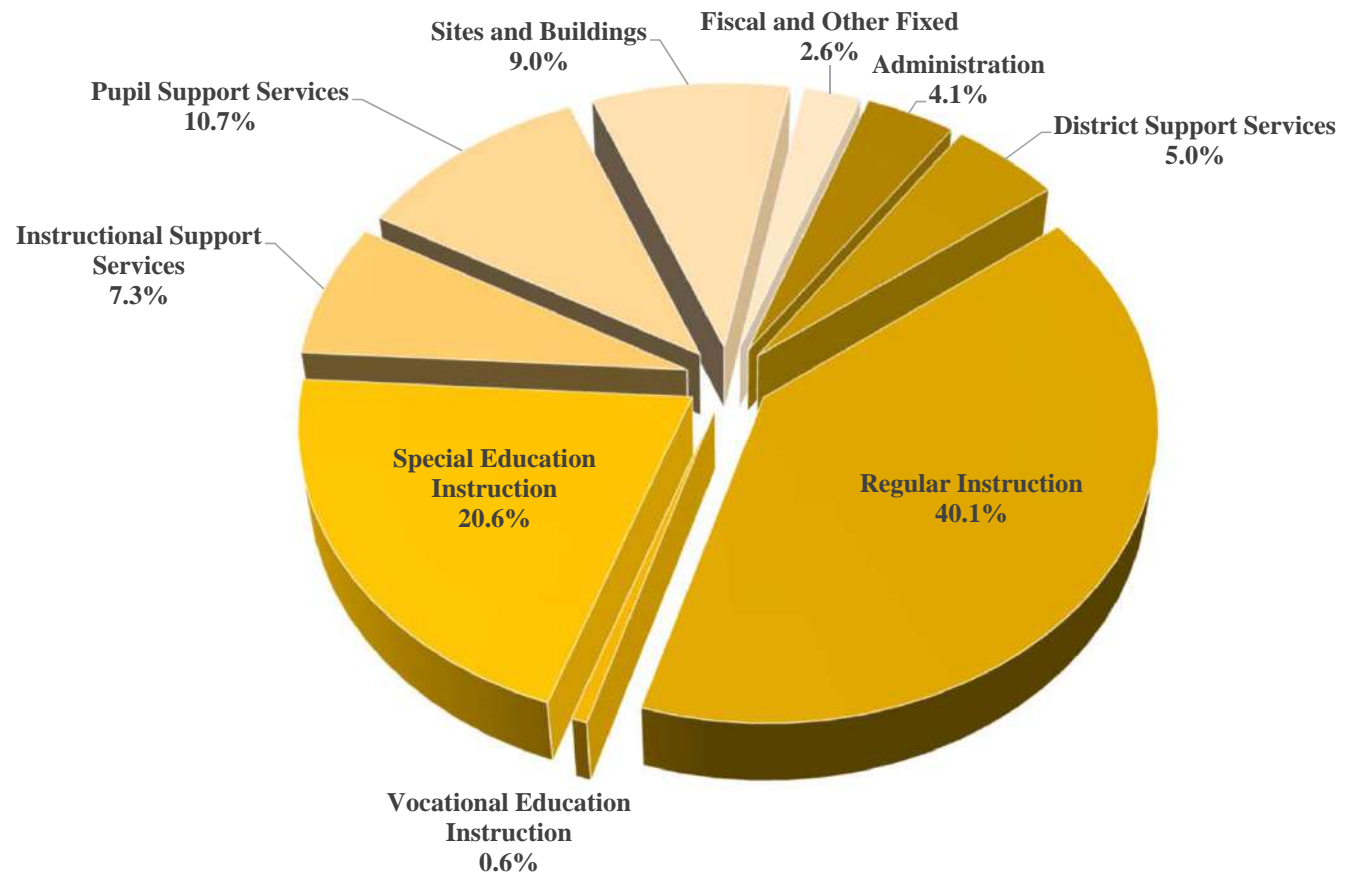


General Fund Budget

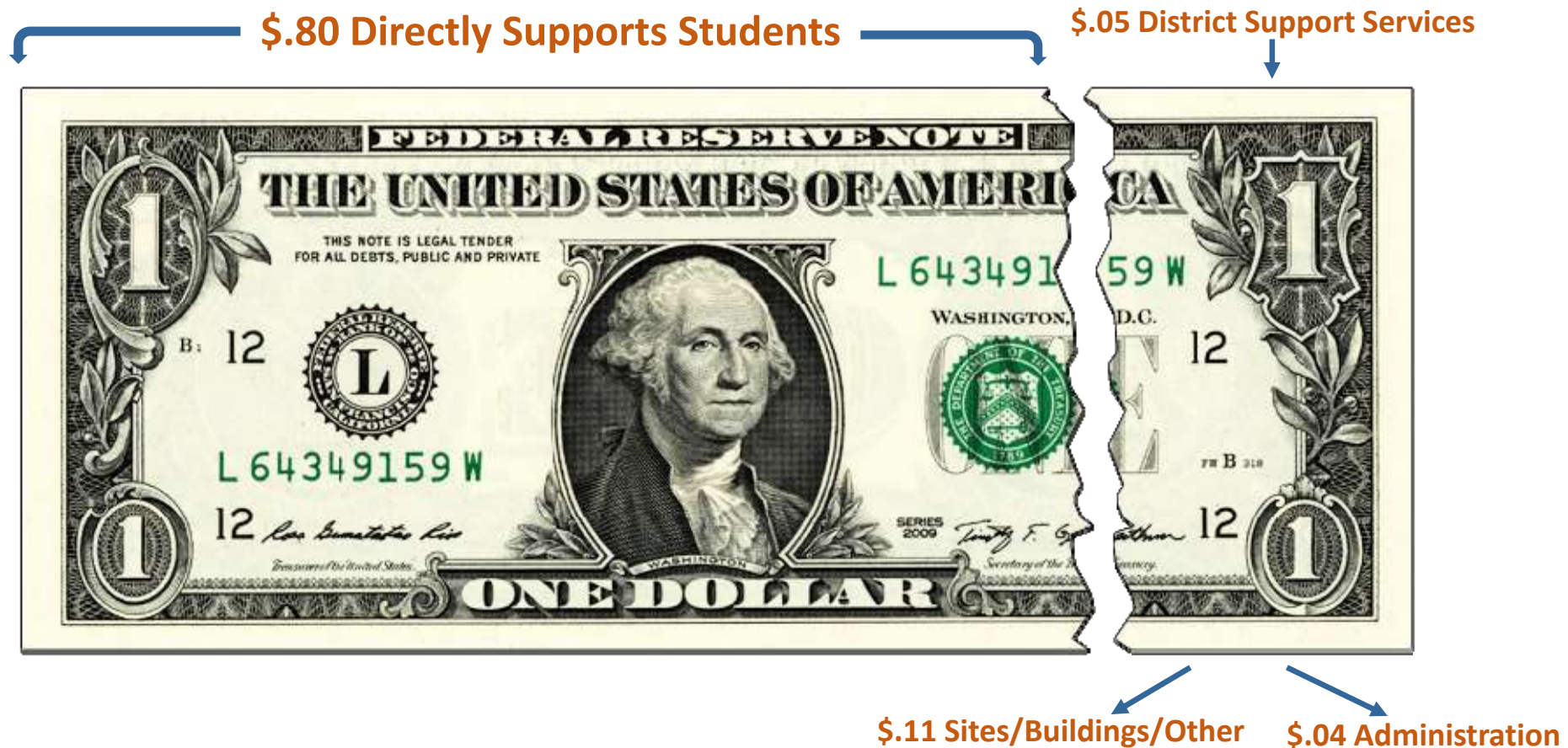
FY18-19 Unassigned Revenues	\$34,597,627
FY18-19 Unassigned Expenditures	<u>\$34,587,705</u>
Surplus	\$ 9,922

Ending Fund Bal June 2018	\$ 2,418,218
Estimated Fund Bal June 2019	\$ 2,428,140
June 30, 2019 Fund Balance %	7.02%

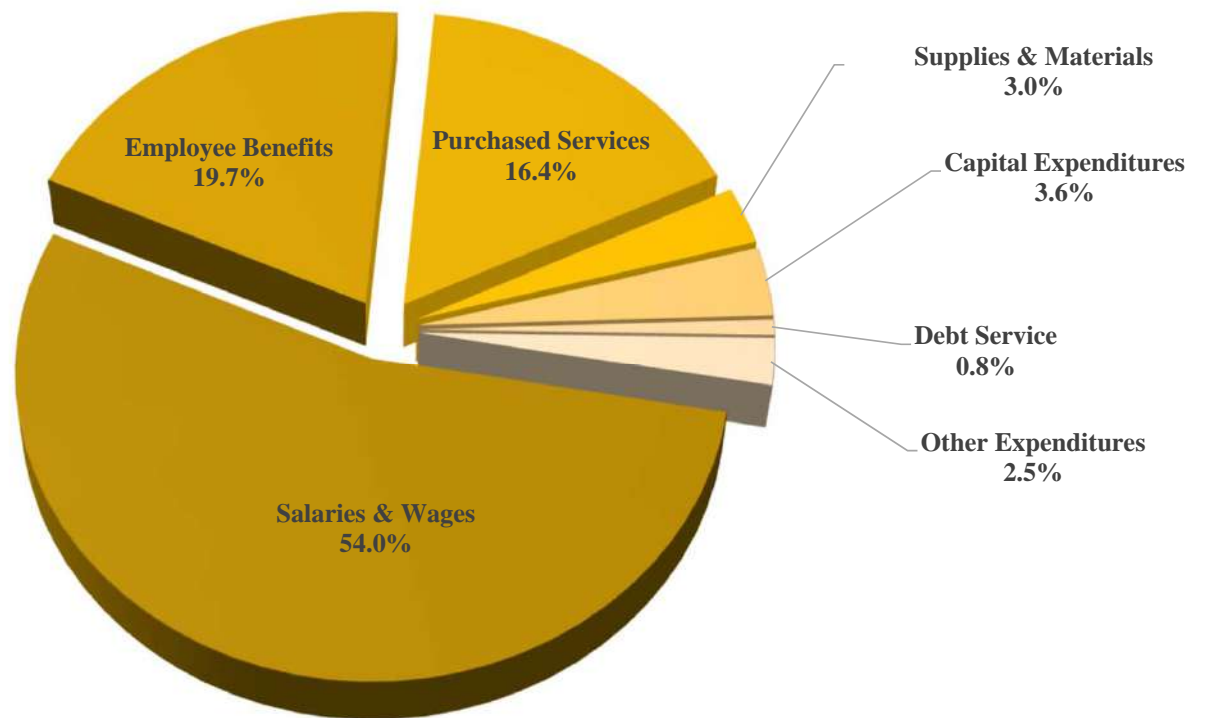
Expense Budget Fiscal Year 2019



Expense Budget Fiscal Year 2019



Expense Budget Fiscal Year 2019



Food Service

FY18-19 Revenues	\$2,089,586
FY18-19 Expenditures	<u>\$2,099,337</u>
Deficit	\$ (9,751)
Ending Fund Bal June 2018	\$ 507,516
Estimated Fund Bal June 2019	\$ 497,765

Community Service

FY18-19 Revenues	\$ 3,254,580
FY18-19 Expenditures	<u>\$ 3,340,744</u>
Deficit	\$ (86,164)

Ending Fund Bal June 2018	\$ 433,327
Estimated Fund Bal June 2019	\$ 347,163

Other Funds

	Capital Projects	Internal Service	Debt Service
FY18-19 Revenues	\$ 517,397	\$ 6,071,000	\$ 4,561,515
FY18-19 Expenditures	<u>\$ 2,391,584</u>	<u>\$ 5,992,041</u>	<u>\$ 4,851,828</u>
Surplus/(Deficit)	\$ (1,874,187)	\$ 148,959	\$ (290,313)
Fund Bal. 6/30/18	\$ 2,750,162	\$ 6,370,843	\$ 1,055,464
Est. Fund Bal. 6/30/19	\$ 875,975	\$ 6,519,802	\$ 1,029,906

Questions / Comments

Matthew Hammer

Director of Finance

Fridley Public Schools

Matt.Hammer@Fridley.k12.mn.us