

Westwood High School Class of 2018 Postsecondary Plans

School Committee Presentation
Lynne Medsker
June 14, 2018

Class of 2018 Statistics

249 Graduates

46% male

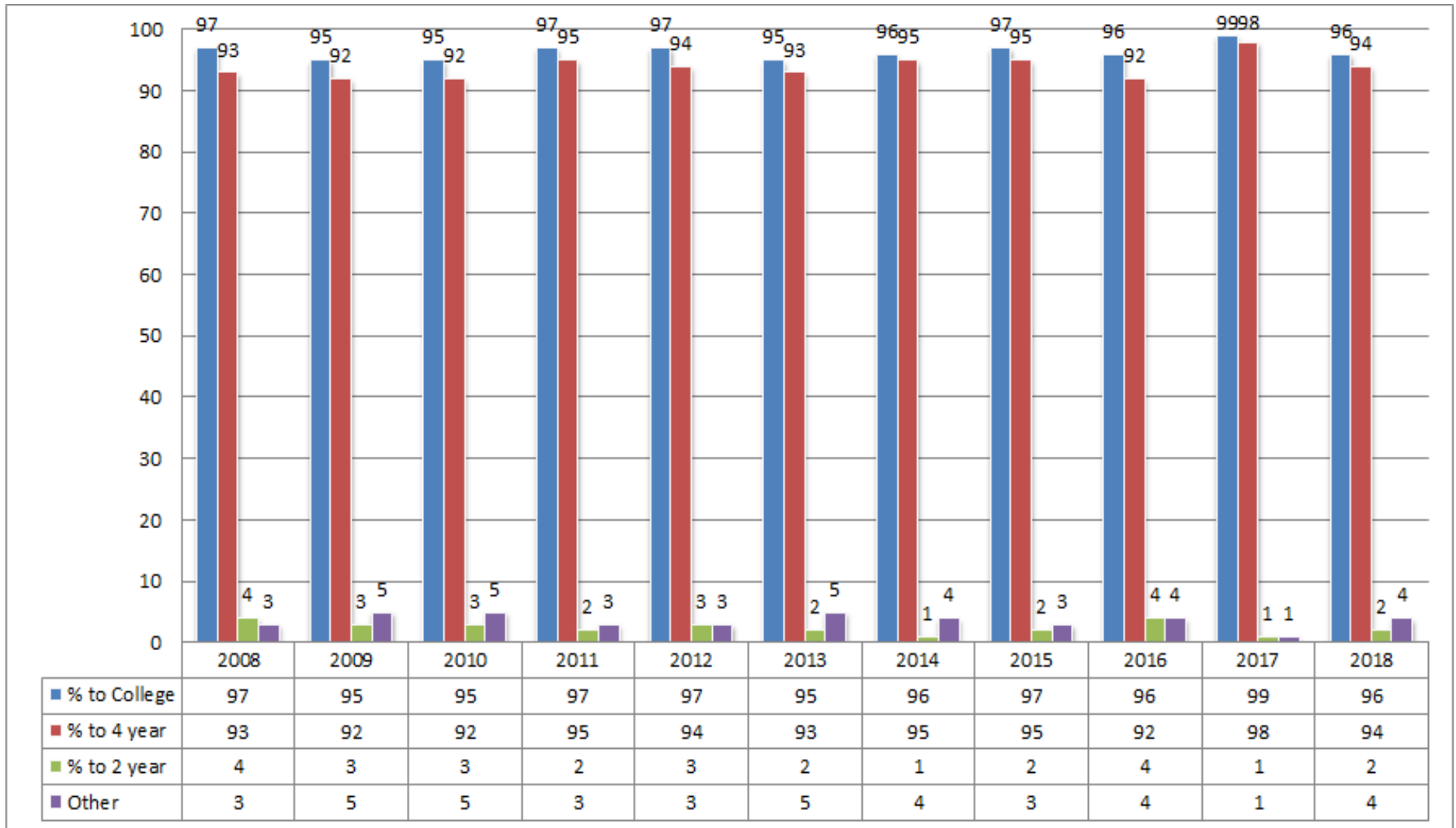
54% female



Class of 2018 Post H.S. Plans

- 96% continuing their education
 - 94% are attending 4-year colleges
 - 2% attending 2-year colleges
- 4% will go to PG/Prep School, Gap Year, Career Education, Employment

Post-secondary plans: 10-year data



Class of 2018 Applications & Acceptances

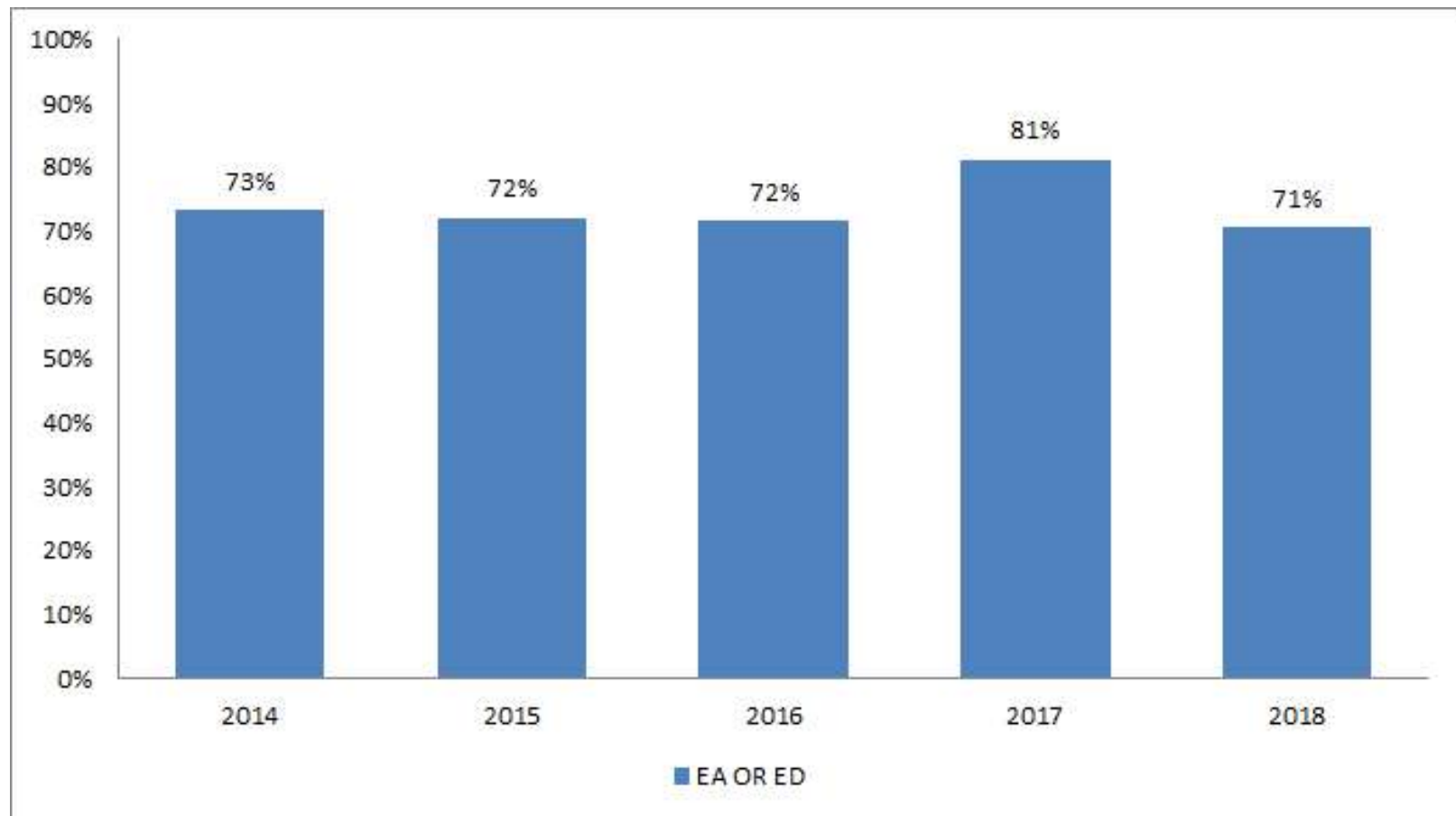
71% applied Early Decision or Early Action

67% ED applicants accepted

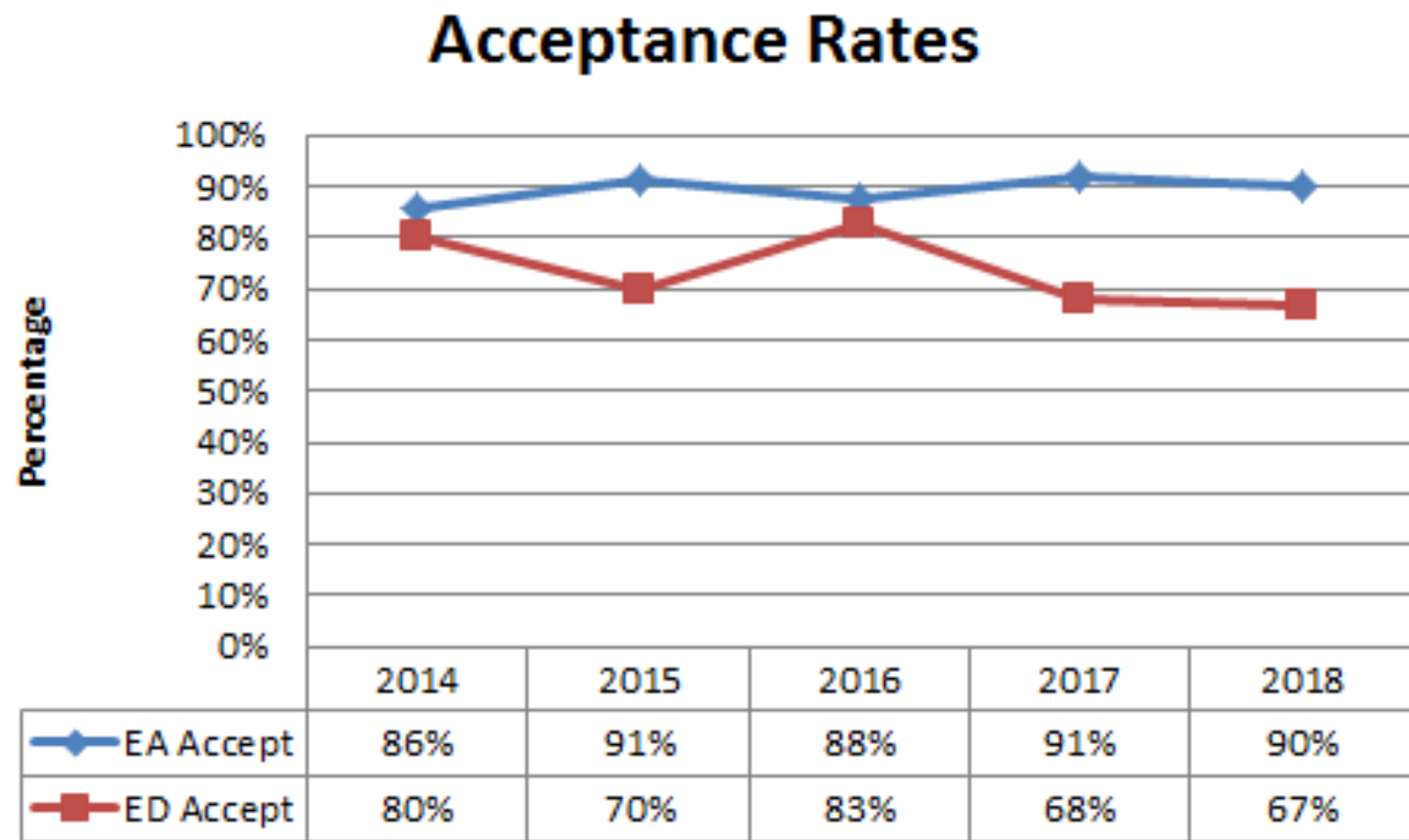
90% EA applicants accepted



Early Decision & Early Action Applications: 5-year data



Early Decision & Early Action Acceptances: 5-year data



Public & Private Schools

42% will attend
public colleges

58% will attend
private colleges



The Flagship Campus: University of Massachusetts, Amherst

20 students are attending



55% of the class applied


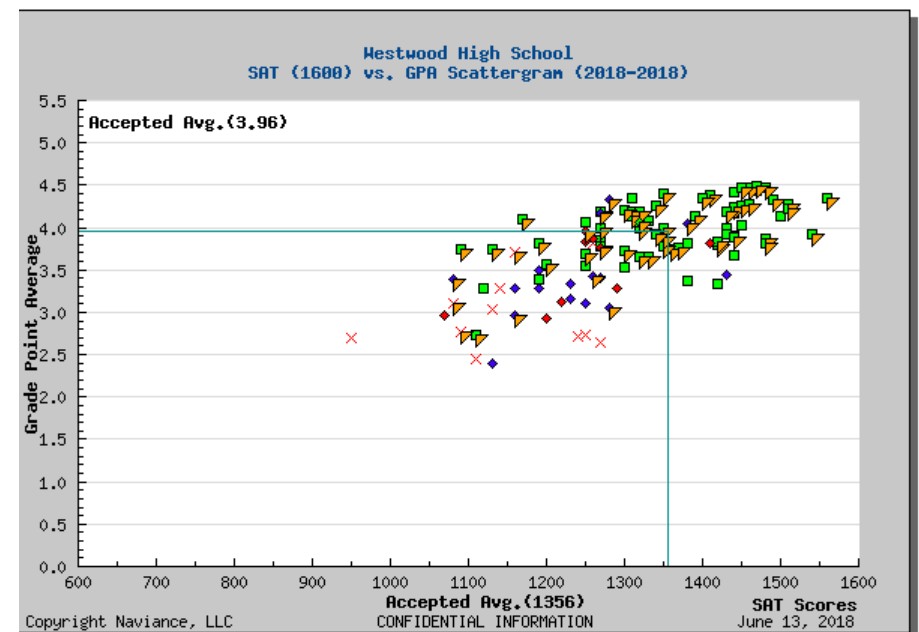
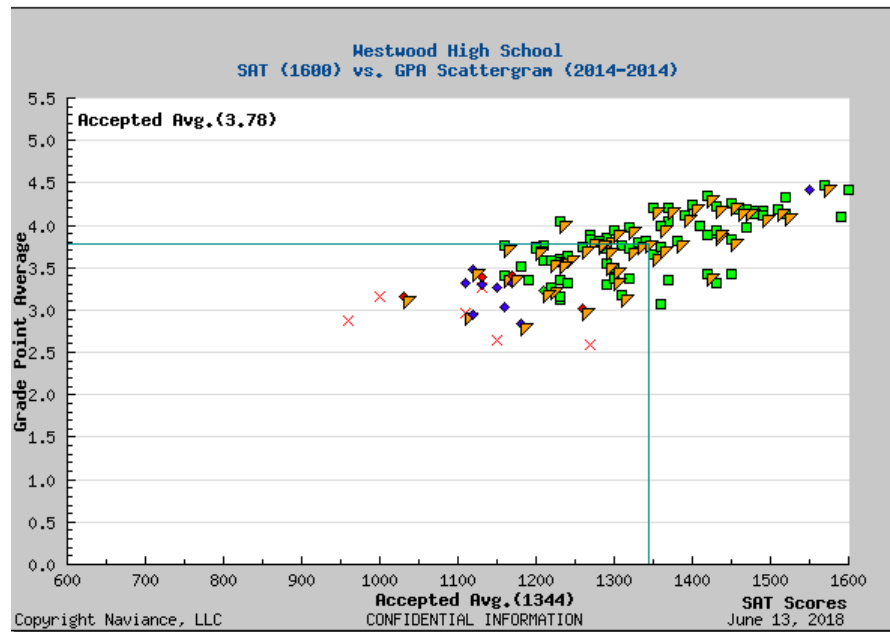
57% accepted

10 students received Adams or Koplik
tuition scholarships

UMass Admission Statistics: 5 years

Class of 2014

Class of 2018



Other Massachusetts State Universities

7



5

3



Massachusetts State Colleges



Massachusetts
Maritime
Academy



Framingham
State University

Out of State Public Colleges: New England



13



5



The
UNIVERSITY
of VERMONT



Out of State Public Colleges: Outside of New England



UNIVERSITY OF
SOUTH CAROLINA



UNIVERSITY OF
MARYLAND



Virginia
Tech
1872

UNIVERSITY OF
DELAWARE

Ucla

INDIANA
UNIVERSITY



WILLIAM
& MARY
CHARTERED 1693



MIAMI
UNIVERSITY

PURDUE
UNIVERSITY



RUTGERS

Private Colleges: New England



Private Colleges: Outside of New England

MARIST



LMU|LA
Loyola Marymount
University



Rensselaer



AMERICAN
UNIVERSITY
WASHINGTON, D.C.



Tulane
University



UNIVERSITY of
DAYTON



UNIVERSITY
OF MIAMI

GW



VILLANOVA
UNIVERSITY



HOBART AND
WILLIAM SMITH
COLLEGES



ELON
UNIVERSITY

LEHIGH
UNIVERSITY




JOHNS HOPKINS
UNIVERSITY



Clarkson
UNIVERSITY



RICE



USC University of
Southern California

Outside of the United States



McGill



Queen's
UNIVERSITY

Senior Exit Survey

- Students identified the following as the most important factors in choosing a college:
 - Fit or “vibe” (76%)
 - Location/Distance from home (68%)
 - Size (56%)
 - Major/Program (55%)
 - Affordability (45%)
 - Internship Opportunities (42%)
- Collected student emails for the first time

AP Coursework & College Credits

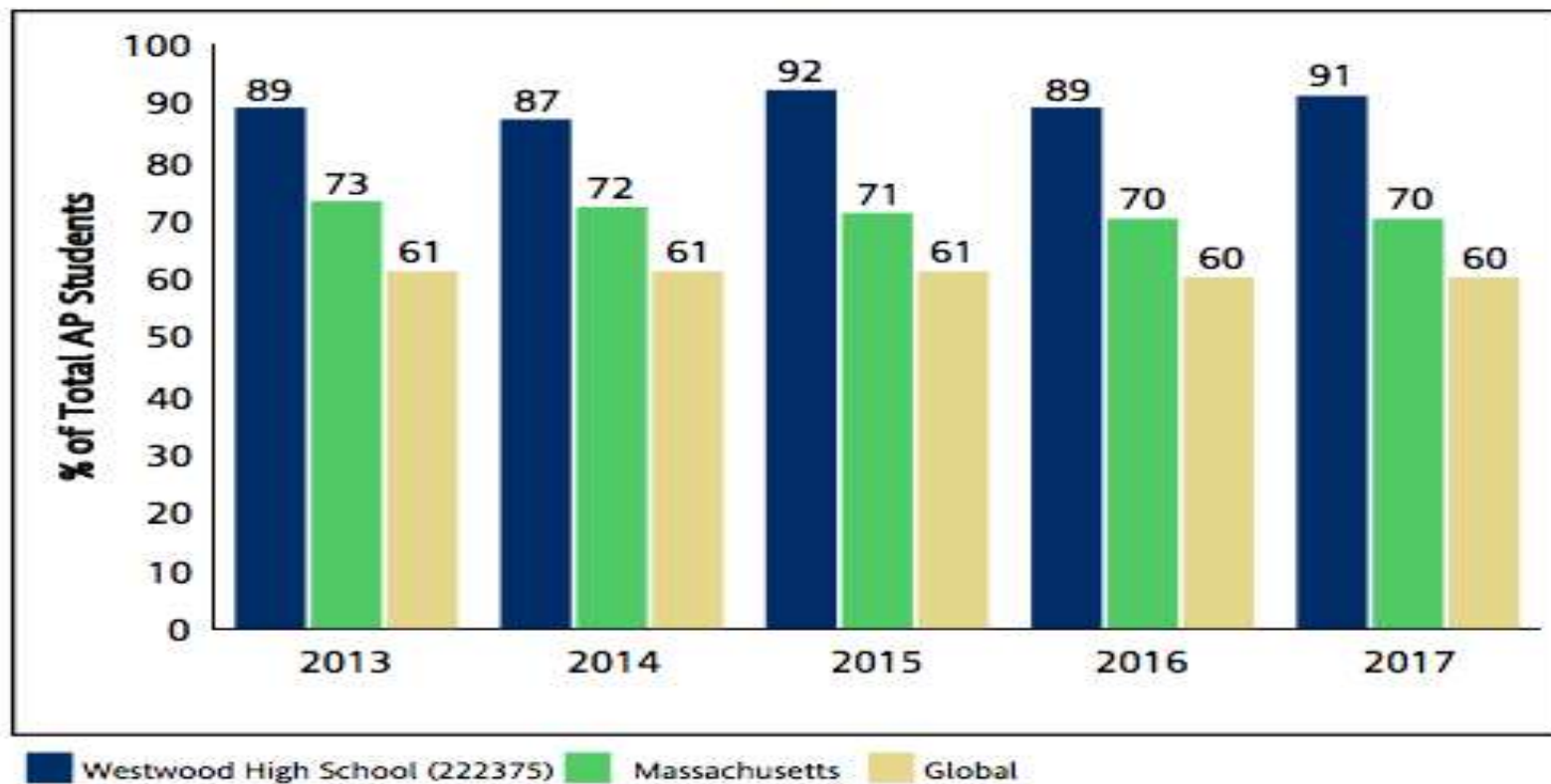
Class of 2017

- 29% of our students took AP courses
- 91% of our students received a score of 3 or higher
- In general: almost all of our students - close to 100% - taking AP courses take the AP exam

AP Five-Year Score Comparison

Westwood High School (222375)

% of Total AP Students with Scores 3+



AP Five-Year Data

	2013	2014	2015	2016	2017
Westwood High School (222375)					
Total AP Students	221	263	270	285	301
Number of Exams	384	441	519	497	612
AP Students with Scores 3+	197	230	249	254	273
■ % of Total AP Students with Scores 3+	89.1	87.5	92.2	89.1	90.7
Massachusetts					
Total AP Students	52,494	55,975	59,696	62,149	65,262
Number of Exams	94,627	101,176	109,592	114,573	120,533
AP Students with Scores 3+	38,129	40,423	42,343	43,814	45,409
■ % of Total AP Students with Scores 3+	72.6	72.2	70.9	70.5	69.6
Global					
Total AP Students	2,225,625	2,352,026	2,497,164	2,625,319	2,762,305
Number of Exams	3,955,410	4,199,454	4,516,044	4,741,566	5,006,301
AP Students with Scores 3+	1,354,800	1,442,136	1,515,264	1,583,115	1,666,085
■ % of Total AP Students with Scores 3+	60.9	61.3	60.7	60.3	60.3

AP Scores 3 and above: Comparison to neighboring towns*

Wellesley	96%
Dover Sherborn	94%
Wayland	93%
Needham	93%
Westwood	90%
Walpole	89%
Holliston	87%
Hopkinton	85%
Weston	84%
Natick	80%
Medway	76%
Medfield	74%

*source: Boston Magazine, Best Public School Districts, 2017

College credit for AP courses

- How schools determine college level credit varies:
 - some schools accept a score of 3
 - some want a score of 4 or 5
 - some do not accept AP credit regardless of score
 - can vary by subject/AP exam
- Best course of action for students is to check individual college websites for their policy

Update: Expanded Guidance Seminars

- Freshmen Seminars
 - Term 1 & 2
- Sophomore Seminars
 - Term 2
 - New Stress Management Session
 - SBIRT will be implemented next year
- Junior Seminars
 - Term 3
- Senior Seminars
 - Term 4
 - Second Step SOS Program
 - Will add Term 1 this fall