

2014 Falcon Field Day

Pre-Event Instructions

Packets

- Volunteer Instructions – Pink
- Station Rating Paper – Gold
- Sample Student Card – Blue
- Station Maps - White

How this works

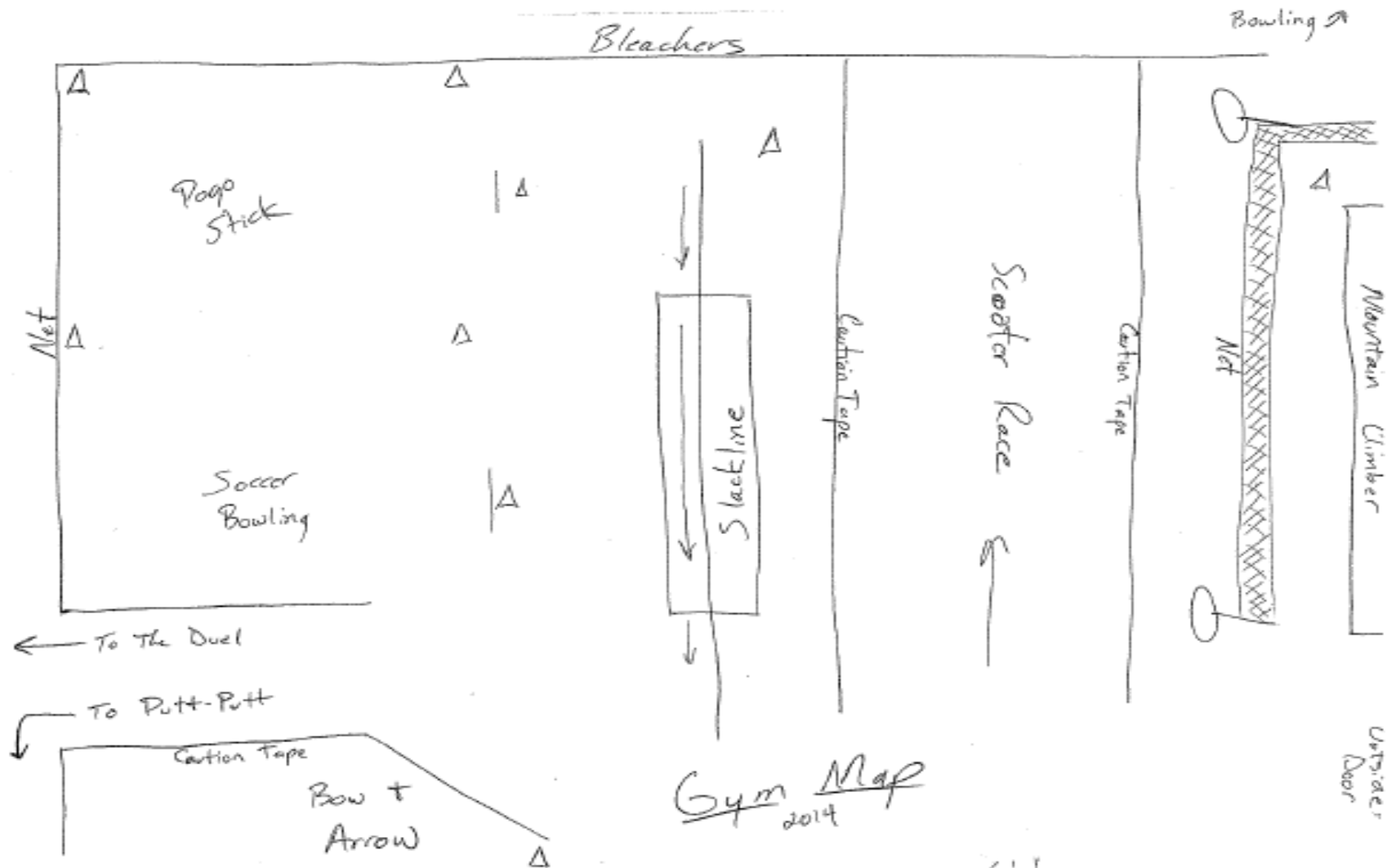
- Students will come out at 9:30
- When its their turn, they will give you their card for you to hold while they are doing your station.
- Check to see if they know what to do at that station. You might have to quickly explain it to them if their not sure what to do.
- After they finish your station, you will color in the smiley face for the level that they completed

How this works cont.

- You will then give them back their card and send them on their way
- The students can do your station as many times as they want but they can only complete a maximum of 3 levels


SUNSET FALCON FIELD DAY	LEVELS		
	1	2	3
A 'Maze' ing Race	☺	☺	☺
Baggo	☺	☺	☺
Balancing Act	☺	☺	☺
Basketball Shoot	☺	☺	☺
Beach Bum Relay	☺	☺	☺
Blongo	☺	☺	☺
Bowling	☺	☺	☺
Bump	☺	☺	☺
Chopstick Relay	☺	☺	☺
Clothes Race	☺	☺	☺
Fastest Hands in the West	☺	☺	☺
Gator Target Throw	☺	☺	☺
Hockey Shot	☺	☺	☺
Hula Contest	☺	☺	☺
Jelly Bean Jeopardy	☺	☺	☺
Jump Rope	☺	☺	☺
Kangaroo Relay	☺	☺	☺

Inside Map



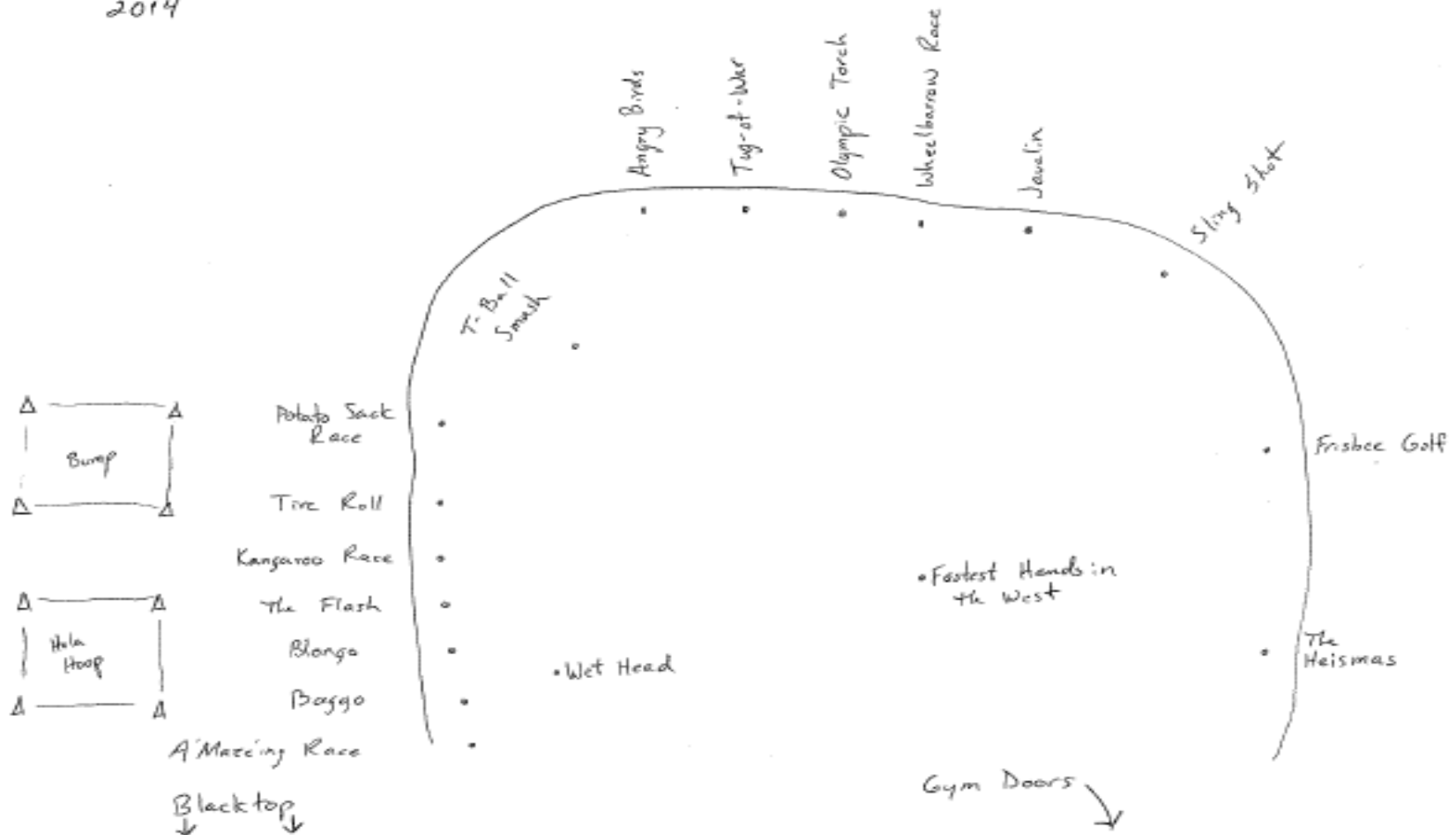
Blacktop Map

Blacktop 2014



Field Map

Field Map
2014



End of Field Day

- I will sound my horn at 11:15 to signal the end of Field Day
- The students will line up with their class like they do after recess.
- Please carry all your equipment back into the gym.
- Feel free to stick around for the BBQ
- Thank you so much and have fun!!!