

# **2011 State Assessment Profile Bloomfield Public Schools**

**Jason Bing, Superintendent of Schools**

**Presented by**

**Katherine V. Martinez, Director of Instruction and Testing**

**Suzanne Johnson, Supervisor of English Language Arts**

**Roger Marchegiano, Supervisor of Mathematics**




# State Assessment Program

- All students are required to participate in the State Assessment Program for grades 3-8, and grade 11.
- State assesses students in the areas of Language Arts, Mathematics and Science (grades 4, 8 and Biology students only).
- Alternative Proficiency Assessment (APA) portfolios replace the NJ ASK/HSPA requirements for specific cases
- All schools are required to reach the Adequate Yearly Progress (AYP) benchmark set by the NJ DOE


# Understanding Safe Harbor

- A provision made to allow schools that are not able to meet the AYP benchmark, but show significant progress towards AYP
- Safe Harbor Goal: To decrease the number of Partially Proficient Students by 10% from one year to the next









# Meeting AYP

- A total of ten (10) indicators must meet AYP for each content area.
  - Demographic indicators ensure accountability.
- Levels of Proficiency:
  - Advanced Proficient: 250-300
  - Proficient: 200-249
  - Partially Proficient: 200 -100






# New Jersey AYP Benchmarks


Content Area	Grade Span	Starting Point	2005-2007	2008-2010	2011-2013	2014
Language Arts Literacy	Elementary Grades 3-5	68%	75%	59%	 79%	100%
	Middle School Grades 6-8	58%	66%	72%	 86%	100%
	High School Grade 11	73%	79%	85%	 92%	100%
Mathematics	Elementary Grades 3-5	53%	62%	66%	 83%	100%
	Middle School Grades 6-8	39%	49%	61%	 80%	100%
	High School Grade 11	55%	64%	74%	 86%	100%

# District Snapshot

## Language Arts

Grade Level	District Proficiency %	DFG Proficiency %	State Proficiency %
3	69.4	64.5	63.0
4	68.4	65.4	62.7
5	63.9	62.6	60.9
6	71.7	68.5	66.7
7	54.6	63.5	63.3
8	78.7	84.4	82.2
11	84.4	91.7	89.5





# District Snapshot

## Mathematics

Grade Level	District Proficiency %	DFG Proficiency %	State Proficiency %
3	83.9	82.0	78.9
4	87.0	82.7	79.3
5	82.1	83.3	80.6
6	83.5	79.2	77.3
7	57.4	65.6	65.7
8	70.2	72.7	71.5
11	66.5	75.9	75.2

# Berkeley School

Language Arts		Elementary - Grades 3-5	
AYP Benchmark <b>79%</b>	2011 Results	Safe Harbor Benchmark	AYP Reached
Total Population	<b>49.7%</b>	<b>55%</b>	Missed 2 indicators

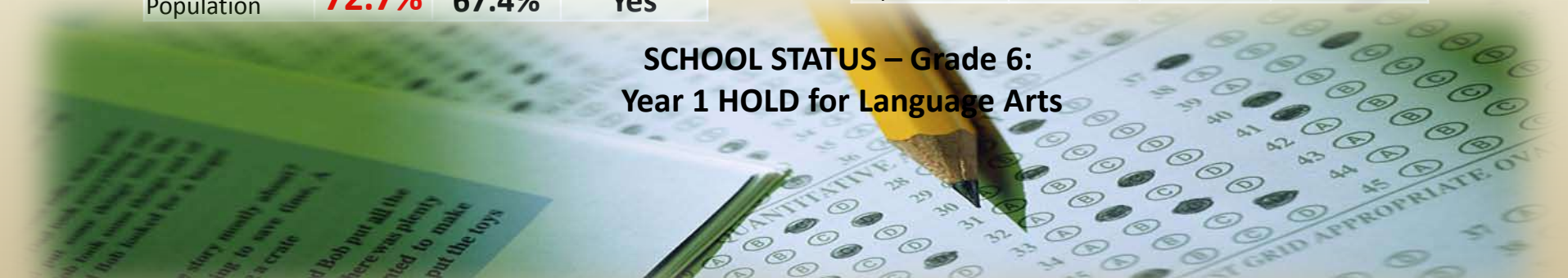
Math		Elementary - Grades 3-5	
AYP Benchmark <b>83%</b>	2011 Results	Safe Harbor Benchmark	AYP Reached
Total Population	<b>81.9%</b>	*	Missed 2 indicators

## SCHOOL STATUS – Grades 3-5: Year 3 for Language Arts, Year 1 for Math

Language Arts		Middle – Grade 6	
AYP Benchmark <b>86%</b>	2011 Results	Safe Harbor Benchmark	AYP Reached
Total Population	<b>72.7%</b>	<b>67.4%</b>	<b>Yes</b>

Math		Middle – Grade 6	
AYP Benchmark <b>80%</b>	2011 Results	Safe Harbor Benchmark	AYP Reached
Total Population	<b>89.1%</b>	<b>NA</b>	<b>Yes</b>

## SCHOOL STATUS – Grade 6: Year 1 HOLD for Language Arts





# Brookdale School

Language Arts		Elementary - Grades 3-5	
<b>AYP Benchmark 79%</b>	2011 Results	Safe Harbor Benchmark	AYP Reached
Total Population	<b>92.9%</b>	<b>NA</b>	<b>Yes</b>

Math		Elementary - Grades 3-5	
<b>AYP Benchmark 83%</b>	2011 Results	Safe Harbor Benchmark	AYP Reached
Total Population	<b>100%</b>	<b>NA</b>	<b>Yes</b>

Language Arts		Middle – Grade 6	
<b>AYP Benchmark 86%</b>	2011 Results	Safe Harbor Benchmark	AYP Reached
Total Population	<b>97.6%</b>	<b>NA</b>	<b>Yes</b>

Math		Middle – Grade 6	
<b>AYP Benchmark 80%</b>	2011 Results	Safe Harbor Benchmark	AYP Reached
Total Population	<b>97.6%</b>	<b>NA</b>	<b>Yes</b>

# Carteret School

Language Arts		Elementary - Grades 3-5	
<b>AYP Benchmark 79%</b>	2011 Results	Safe Harbor Benchmark	AYP Reached
Total Population	<b>68.6%</b>	<b>77.3%</b>	Missed 4 indicators

Math		Elementary - Grades 3-5	
<b>AYP Benchmark 83%</b>	2011 Results	Safe Harbor Benchmark	AYP Reached
Total Population	<b>88.2%</b>	<b>NA</b>	<b>Yes</b>

## SCHOOL STATUS – Grades 3-5: Year 1 for Language Arts

Language Arts		Middle – Grade 6	
<b>AYP Benchmark 86%</b>	2011 Results	Safe Harbor Benchmark	AYP Reached
Total Population	<b>76.3%</b>	<b>59.7%</b>	<b>Yes</b>

Math		Middle – Grade 6	
<b>AYP Benchmark 80%</b>	2011 Results	Safe Harbor Benchmark	AYP Reached
Total Population	<b>89.8%</b>	<b>NA</b>	<b>Yes</b>

## SCHOOL STATUS – Grade 6: Year 1 HOLD for Language Arts

# Demarest School


Language Arts		Elementary - Grades 3-5	
<b>AYP Benchmark 79%</b>	2011 Results	Safe Harbor Benchmark	AYP Reached
Total Population	<b>74.0%</b>	<b>71.7%</b>	Missed 1 indicator

Math		Elementary - Grades 3-5	
<b>AYP Benchmark 83%</b>	2011 Results	Safe Harbor Benchmark	AYP Reached
Total Population	<b>86.7%</b>	<b>NA</b>	<b>Yes</b>

## SCHOOL STATUS – Grades 3-5: Year 1 for Language Arts

Language Arts		Middle – Grade 6	
<b>AYP Benchmark 86%</b>	2011 Results	Safe Harbor Benchmark	AYP Reached
Total Population	<b>81.3%</b>	<b>65.6%</b>	<b>Yes</b>

Math		Middle – Grade 6	
<b>AYP Benchmark 80%</b>	2011 Results	Safe Harbor Benchmark	AYP Reached
Total Population	<b>83.9%</b>	<b>NA</b>	<b>Yes</b>



# Fairview School

Language Arts		Elementary - Grades 3-5	
<b>AYP Benchmark 79%</b>	2011 Results	Safe Harbor Benchmark	AYP Reached
Total Population	<b>62.0%</b>	<b>61.6%</b>	Missed 1 indicator

Math		Elementary - Grades 3-5	
<b>AYP Benchmark 83%</b>	2011 Results	Safe Harbor Benchmark	AYP Reached
Total Population	<b>79.7%</b>	<b>81.4%</b>	Missed 2 indicators

## SCHOOL STATUS – Grades 3-5: Year 1 for Language Arts and Math

Language Arts		Middle – Grade 6	
<b>AYP Benchmark 86%</b>	2011 Results	Safe Harbor Benchmark	AYP Reached
Total Population	<b>50.0%</b>	<b>70.0%</b>	Missed 1 indicator

Math		Middle – Grade 6	
<b>AYP Benchmark 80%</b>	2011 Results	Safe Harbor Benchmark	AYP Reached
Total Population	<b>70.0%</b>	<b>70.8%</b>	<b>Yes*</b>

## SCHOOL STATUS – Grade 6: Year 1 for Language Arts



# Franklin School

Language Arts		Elementary - Grades 3-5	
<b>AYP Benchmark 79%</b>	2011 Results	Safe Harbor Benchmark	AYP Reached
Total Population	<b>63.0%</b>	<b>66.9%</b>	Missed 2 indicators

Math		Elementary - Grades 3-5	
<b>AYP Benchmark 83%</b>	2011 Results	Safe Harbor Benchmark	AYP Reached
Total Population	<b>77.9%</b>	<b>85.6%</b>	Missed 2 indicators

## SCHOOL STATUS – Grades 3-5: Year 1 for Language Arts and Math

Language Arts		Middle – Grade 6	
<b>AYP Benchmark 86%</b>	2011 Results	Safe Harbor Benchmark	AYP Reached
Total Population	<b>73.5%</b>	<b>76.0%</b>	Yes

Math		Middle – Grade 6	
<b>AYP Benchmark 80%</b>	2011 Results	Safe Harbor Benchmark	AYP Reached
Total Population	<b>81.6%</b>	NA	<b>Yes</b>


# Oak View School

Language Arts		Elementary - Grades 3-5	
<b>AYP Benchmark 79%</b>	2011 Results	Safe Harbor Benchmark	AYP Reached
Total Population	<b>79.8%</b>	NA	<b>Yes</b>

Math		Elementary - Grades 3-5	
<b>AYP Benchmark 83%</b>	2011 Results	Safe Harbor Benchmark	AYP Reached
Total Population	<b>93.8%</b>	NA	<b>Yes</b>

Language Arts		Middle – Grade 6	
<b>AYP Benchmark 86%</b>	2011 Results	Safe Harbor Benchmark	AYP Reached
Total Population	<b>92.6%</b>	NA	<b>Yes</b>

Math		Middle – Grade 6	
<b>AYP Benchmark 80%</b>	2011 Results	Safe Harbor Benchmark	AYP Reached
Total Population	<b>92.6%</b>	NA	<b>Yes</b>



# Watsessing School

Language Arts		Elementary - Grades 3-5	
<b>AYP Benchmark 79%</b>	2011 Results	Safe Harbor Benchmark	AYP Reached
Total Population	<b>77.5%</b>	59.3%	<b>Yes</b>

Math		Elementary - Grades 3-5	
<b>AYP Benchmark 83%</b>	2011 Results	Safe Harbor Benchmark	AYP Reached
Total Population	<b>49.7%</b>	55.0%	<b>Yes*</b>

## SCHOOL STATUS – Grades 3-5: Year 2 HOLD for Language Arts

Language Arts		Middle – Grade 6	
<b>AYP Benchmark 86%</b>	2011 Results	Safe Harbor Benchmark	AYP Reached
Total Population	<b>69.2%</b>	54.0%	<b>Yes</b>

Math		Middle – Grade 6	
<b>AYP Benchmark 80%</b>	2011 Results	Safe Harbor Benchmark	AYP Reached
Total Population	<b>72.7%</b>	67.4%	<b>Yes</b>


## SCHOOL STATUS – Grade 6: Year 1 HOLD for Language Arts

# Bloomfield Middle School

Language Arts		Middle – Grade 7-8	
AYP Benchmark <b>86%</b>	2011 Results	Safe Harbor Benchmark	AYP Reached
Total Population	<b>68.5%</b>	<b>80.1%</b>	Missed 5 indicators

**SCHOOL STATUS:**  
**Year 1 for Language Arts**  
**Year 7 for Math**

Math		Middle – Grade 7-8	
AYP Benchmark <b>80%</b>	2011 Results	Safe Harbor Benchmark	AYP Reached
Total Population	<b>65.5%</b>	<b>65.7%</b>	Missed 2 indicators





# Bloomfield High School

## HSPA

Language Arts	High – Grade 11		
AYP Benchmark <b>92%</b>	2011 Results	Safe Harbor Benchmark	AYP Reached
Total Population	<b>86.3%</b>	89.7%	<b>TBD</b>

### SCHOOL STATUS:

Year 1 for Language Arts (1 Indicator Missed)

Year 1 for Math (1 Indicator Missed)

Math	High – Grade 11		
AYP Benchmark <b>86%</b>	2011 Results	Safe Harbor Benchmark	AYP Reached
Total Population	<b>67.6%</b>	77.8%	<b>TBD</b>



# **CHALLENGE #1: NO CHILD LEFT BEHIND**

**BHS-** Year one in Mathematics/English Language Arts (SPECED)

**BMS-**Year seven Mathematics (SPECED, AA)/Year one in English Language Arts (SPECED, WH, AA, HISP, EDIS)

**BERKELEY-**Year three English Language Arts ( Gr. 3-5 TOTAL, AA)/Year one Mathematics (GR. 3-5 SPECED, EDIS)

**Brookdale-**N/A

**Carteret-**Year one English Language Arts (Gr. 3-5 TOTAL, SPECED, HISP, EDIS)/Year one HOLD English Language Arts (Gr. 6 TOTAL)

# CONTINUED

- **DEMEREST**-Year one English Language Arts (Gr. 3-5 HISP)
- **FAIRVIEW**-Year one English Language Arts (Gr. 3-5 EDIS,6 TOTAL)/ Year one Mathematics (Gr. 3-5 TOTAL, AA)
- **FRANKLIN**-Year one Mathematics (Gr. 3-5 SPECED) and English Language Arts (Gr. 3-5 TOTAL, WH)
- **OAKVIEW**-N/A
- **WATSESSING**-Year two HOLD in English Language Arts(Gr. 3-5 TOTAL, EDIS, AA & 6 AA)



# **CHALLENGE #2: NJ Quality Single Accountability Continuum Results (NJ QSAC) 2007-2010**

- Looks at 5 different areas of a school district
  - Instruction and Programs
  - Fiscal Management
  - Operations
  - Personnel
  - Governance

The district failed (scored below an 80%) on three of the five areas. We are currently developing a school improvement plan.



# CHALLENGE #3: NJ SCHOOL DISTRICT

## RANKING: 1-553

257 Tuckerton Borough (B)

258 Vernon Township (FG)

259 New Milford (DE)

260 Old Bridge Township (FG)

**261 Bloomfield Township (DE)**

262 Jefferson Township (GH)

263 Piscataway Township (FG)

264 National Park Borough

265 Kittatinny Regional (FG)


266 Bedminster Township (J)

267 West Amwell Township

268 Barnegat Township (CD)

## CHALLENGE #4: ERASURE

As per the NJDOE, the district is currently investigating the situation and will forward its' findings to the NJDOE by the end of October.



# CHALLENGE #5: CURRICULUM

As per QSAC, the district is currently updating  
20+ curricula.



# CHALLENGE #6: PARENT SURVEYS

A parent survey was distributed in May 2011 to all K-12 parents/guardians. The following were the most common responses:





# **PARENT/GUARDIAN SURVEY**

***MY CHILD IS CHALLENGED BY HIS OR  
HER SCHOOL WORK THIS YEAR.***

***NO***

# PARENT SURVEY:ELEMENTARY

- #1) *MY CHILD IS CHALLENGED BY HIS OR HER SCHOOL WORK THIS YEAR.*
- #2) I LIKE THE WAY THE SCHOOL AND PLAY GROUND LOOK.
- #3) I FEEL MY CHILD'S PERSONAL BELONGINGS LEFT AT SCHOOL ARE SAFE.
- #4) I AM SATIFIED WITH MY CHILD'S ACADEMIC PROGRESS.

**NO**

# PARENT SURVEY: MIDDLE SCHOOL

#1) MY CHILD IS CHALLENGED BY HIS OR HER SCHOOL WORK THIS YEAR.

#2) THE TEACHERS KEEP ME INFORMED ABOUT HOW MY CHILD IS DOING IN SCHOOL.

#3) I CAN TALK TO MY CHILD'S TEACHERS EASILY.

***NO***

# PARENT SURVEY: HIGH SCHOOL

#1) MY CHILD IS CHALLENGED BY HIS OR HER SCHOOL WORK THIS YEAR.

#2) I CAN TALK TO MY CHILD'S TEACHERS EASILY.

#3) I AM SATISFIED WITH MY CHILD'S PROGRESS IN ARITHMETIC.

***NO***



**IF WE ARE TO MOVE  
FORWARD & SUCCEED THEN...**



# WE ACCEPT THE FOLLOWING

1. No complaining unless you are offering a positive alternative
2. Always assume good intentions
3. Show your passion
4. Share your knowledge-collegiality & congeniality
5. Do or do not; there is no try. There is a reason why Nike's slogan isn't *JUST TRY IT!*

**WE ACCEPT THE FOLLOWING**

**NONE OF US IS AS**

**SMART AS ALL OF US**



# Going Forward

- **Response To Intervention (RtI)**

- *STAR Enterprise*
- *Accelerated Math Interventions*
- *DRA*
- *Wilson Reading Program*
- *Successful Reader*

- **Professional Learning Communities (PLCs)**

- **New Academic Program Components**

- *Schedules*

- Extended Blocks for Math and ELA K-8
- Flex K-6
- BMS 10<sup>th</sup> Period 7-8 (88 min)

- *Standardized Grading*

- *Inclusion*

- *Accelerated Reader*

- *Differentiated Instruction/Objectives/Exemplar Usage*

- *Best Practices*

- *PD Days/once a month*



Bloomfield School District  
Response to Intervention (RtI)

Tier 3

DRA2  
CST Services  
Intensive Small  
Group Instruction  
Wilson Reading System  
STAR Growth Monitoring Assessment  
Accelerated Math Intervention Program

Tier 2

Grade level teachers given common prep periods to discuss student progress

Referral to I&RS if evidence that treatment is ineffective

Tutoring

Small Group Instruction

STAR Interventions  
Successful Reader  
Math Facts in a Flash

Academic Supports

Basic Skills LA/Math

Assessments  
STAR Growth Monitoring Assessment  
Developmental Reading Assessment (DRA2)

Daily Flex Period used to regroup students based on area of strength/need

Tier 1

Co-Teaching

Differentiated Instruction & assessment

Research based Pedagogy

Study Guides

Technology Infusion

Assessments  
STAR Universal Screening Tool  
Computer adaptive norm referenced test  
-Administered to all students 3x per year  
-Assists in determination for Tiered Services

Graphic organizers & instructional aides

Pre-Assessment & Formative Assessment

Flexible Grouping within Core Instruction

Multi-modal instructional approach

Accommodations without change in content

Pre-teaching/Re-teaching

Paired Learning/Peer Supports


# BEST PRACTICES

- English Language Arts
- Mathematics
- Fine Arts
- Physical Education/Health
- Science
- Social Studies

# Going Forward

## Elementary Program

- K-2 curriculum changes
  - *Common Core State Standards*
  - *Understanding by Design*
  - *Common Assessment*
- Foundations Reading K-2 (Wilson)
- Leap Frog K-2
- Leveled Readers (A to Z)
- 6 + 1 Traits of Writing K-8
- Quarterly Writing Assessment/Benchmarking
- District Portfolio Plan
- 3 Minute WalkThru





# Going Forward

## Elementary Program


- New Curriculum Grades K-6 – aligned with the new common core standards.
- 2010-2011 – Elementary articulation meetings:
  - *6-5, 5-4, 4-3, 3-2, 2-1, 1-K*
- Curricular Topic Mapping Guides – K-8
- Phase in of new Elementary Math Program – Everyday Math
  - *Spring 2012 – Professional Development for K-2 Teachers*
  - *K-2 Adoption for September 2012*
  - *Professional Development for 3-5 Teachers – Spring 2012*
  - *3-5 Adoption for September 2013*
- Common Unit Assessments – 2011-12
- Redesign AT Program-double hours
- Professional Learning Communities



# Going Forward

## Middle School Program

- Teaching in the 88 minute block
- 6 + 1 Traits of Writing
- Quarterly Writing Assessment/Benchmarking
- District Portfolio Plan
- Technology - Eno Boards
- Vertical and Horizontal Articulation
- Plan for future curriculum revision
- Grading Redesign





The background of the slide features a blurred image of educational materials. On the left, there is a stack of papers. The top paper is green and contains text about a story. Below it is a white paper with a bubble sheet for a test, with a yellow pencil resting on it. The pencil is pointing towards the bottom left. The overall image is slightly out of focus, emphasizing the text in the foreground.

# Going Forward


## Middle School Program

- Continued professional development for Connected Math Project 2 (CMP2) Teachers
- After school tutoring program
- Technology infusion – 2010 – 2012
- NJ ASK Benchmark Testing
- Vertical and Horizontal articulation meetings
- Professional Learning Communities
- 3 Minute Walkthru

# Going Forward

## High School Program

- 9 – 10 curriculum changes
  - *Common Core State Standards*
  - *Understanding by Design*
  - *Common assessments*
- Quarterly Writing Assessment/Benchmarking
- District Portfolio Plan
- Technology - Eno Boards
- Vertical and Horizontal Articulation
- Plan for future curriculum revision





# Going Forward

## High School Program

- Increased curricular rigor with Algebra 1 CP and Geometry CP courses.
- Benchmarks
- After school tutoring program
- Committee to investigate new schedule with more time for instruction (60 min vs. 48 min)
- Technology Infusion
- PSAT given to all Sophomores and Juniors
- Restructuring of classroom environment to reflect Marzano initiative
- Vertical and Horizontal articulation meetings 2010-2011
- 3 Minute WalkThru

# DISTRICT-WIDE GOALS

- 1) Increase in standardized test scores based upon NCLB needs assessment completed by each school.
- 2) Increase in transparency and use of communication tools.
- 3) Utilize Data driven decision making to drive curriculum and instruction.
- 4) Develop 21<sup>st</sup> century learning environments.
- 5) Develop and deliver a comprehensive Wellness initiative.

*\*action steps available on website Nov. 1st*

# DISTRICT WIDE GOALS

**BMS**-Percentage of partially proficient students will decrease for all failing subgroups by 10% in grades 7 and 8

**Berkeley**-September 1<sup>st</sup>, 2011 to June 1, 2012 there will be a 5% increase in the number of students in grades 3-6 who achieve proficiency on the NJASK

**Carteret**-By May 2012 increase the number of students achieving proficient scores in LAL and Mathematics by 10%



# DISTRICT WIDE GOALS

- **Fairview**-reduce the number of students in grades 3-5 who are partially proficient by 10%
- **Franklin**-increase by 5% in the number of students in grades 3-6 who achieve proficiency on the NJASK
- **Watsessing**-reduce the number of students in grades 3-5 who are partially proficient by 10%

*\*action steps on website Nov 1st*

A close-up photograph of a hand holding a yellow pencil, pointing at a multiple-choice test paper. The paper has several questions with options A, B, C, and D. The text "Thank You" is overlaid in large, bold, red letters with a white outline. Below it, "Bloomfield Public Schools" is written in a similar style, and at the bottom, the tagline "Educating the Leaders of Tomorrow" is written in a smaller, italicized font.

**Thank You**

**Bloomfield Public Schools**

*Educating the Leaders of Tomorrow*