


**BARNESVILLE/ROTHSAY**

**TROJAN FOOTBALL**



**2008 SEASON**

**7-3 OVERALL**

**6-1 NORTHERN PLAINS**

*(BIG SCHOOL DIVISION)*



Bryce Schmalz-Captain

**Parents Name:** David Schmalz and Christie Schmalz

**Plans for next year:** Go to College

**Favorite Quote:** "You can fight without ever winning but never ever win without a fight"  
*unknown*

**Favorite memory that involves football:**

On the rides home during the 2007 football season sitting with Grosz and either we would be singing "Lean on Me" or else we would yell water and the whole bus would yell at us trying to get the water but we were just messing with them.

**Influential person in life and why:**

My mom because she loves football so much and it rubbed off on me. She was the reason why I joined football.



Casey Johnson-Captain

**Parents Name:** Gary and Kari Johnson

**Plans for next year:** Basic Training and then College

**Favorite Quote:** "Hard work beats talent when talent doesn't work"

**Favorite memory that involves football:**

When Matt Walters got dragged by Frazee's QB in the playoffs.

**Influential person in life and why:**

My coaches and family for all their support



Alec Albright-Captain

**Parents Name:** Bruce and Carol Albright

**Plans for next year:** Attend the University of Minnesota for Political Science and Sociology


**Favorite Quote:** "The best way to make your dreams come true is to wake up"-*unknown*

**Favorite memory that involves football:**

Every Friday night under the lights; playing hard and having an awesome time.

**Influential person in life and why:**

Both my parents have inspired me and have taught me never to quit, no matter how hard it gets.



Chad Haugrud

**Parents Name:** Diane Peterson and Van Haugrud

**Plans for next year:** Attend MSUM

**Favorite Quote:** "What the difference between trips and twins?" John Janssen

**Favorite memory that involves football:**

When Trowbridge fell on his back when attempting like a 40 yard field goal.

**Influential person in life and why:**

Mr. Strand, he is always pushing people to become better football players and to become better people



Corey Praska

**Parents Name:** Rob and Sue Praska

**Plans for next year:** College to play FB

**Favorite Quote:** "Pain is temporary, Pride is forever"

**Favorite memory that involves football:**

In tenth grade, the first time I ran through the Thunder tunnel to start my first varsity game.

**Influential person in life and why:**

My dad, cuz he is always helping me with things I don't understand and pushing me to my full potential.



Jon Wellnitz

**Parents Name:** Keith and Patricia Wellnitz

**Plans for next year:** Alexandria Tech for computer and voice networking

**Favorite Quote:** "Hard work beats talent, when talent doesn't work hard" *unkown*

**Favorite memory that involves football:**

Is getting a starting position on the varsity team because ever since I started football in 5<sup>th</sup> grade I said I'm going to be one of those starters one day.

**Influential person in life and why:**

My dad because he has always helped me accomplish my goals and he is always there to give me advice.



John Janssen

**Parents Name:** Jerry and Vicki Janssen

**Plans for next year:** NDSU or NDSCS

**Favorite Quote:** "Pull your head out or have some pride"

**Favorite memory that involves football:**

Playing scout defense against Alec

**Influential person in life and why:**

Mr. Strand, He always tried to make you do your best work.



Ryan Melkert

**Parents Name:** Danny and Cheryl Melkert

**Plans for next year:** Go to College for Elem. Education

**Favorite Quote:** "If you can touch it you can catch it" *Chris Carter*

If you can believe it, the mind can achieve it"  
*Ronnie Lott*

**Favorite memory that involves football:**

My fumble recovery against Frazee

**Influential person in life and why:**

My uncle Kevin Melkert, because he was the one who told me to keep playing and wait because you will get your chance to play.



Richie Stenger

**Parents Name:** Ken and Kim Stenger

**Plans for next year:** Undecided

**Favorite Quote:** "I'm pretty sure that when god sent man down from heaven to feed the Israelites, it was cold stone creamery" *Mr. Trowbridge*

**Favorite memory that involves football:**

The time Chris Nosal punted the ball backwards in 7<sup>th</sup> grade football

**Influential person in life and why:**

My dad, he liked football a lot.



Jordan Rice

**Parents Name:** Jamie and Ruth Rice

**Plans for next year:** Go to college for Autobody or Welding

**Favorite Quote:** "Success comes in cans and failure comes in cant's" *unkown*

**Favorite memory that involves football:**

Not having a losing record for two years straight.

**Influential person in life and why:**

My dad, because he was the one to get me to go out for the sport and he was my very first coach.



Brittany Larson

**Parents Name:** Craig and Carlene Larson

**Plans for next year:** Go to College

**Favorite memory of being part of football team:** getting sideline view of the games and the van ride to Blackduck.

**Favorite Quote:** "Just Believe"



Andrea Ellefson

**Parents name:** Chris and Delayne Ellefson

**Plans for next year:** Attend University of MN Crookston for Early Childhood Education

**Favorite memory of being part of football team:** All the times I yelled at Connor for giving me the wrong numbers, alos the long drive to the different towns and always making them fun!!

**Favorite Quote:** "Don't be sad and frown because its over, smile and be happy because it happened and you were a part of it"



Kaitee Stewart

**Parents Name:** Penny Dougherty and John Stewart

**Plans for Next year:** Undecided

**Favorite memory of being part of football team:**

When Mike Sacrison started laughing and his cough drop flew out of his mouth and he caught it and put it back in his mouth.

**Favorite Quote:** "Anyone who has never made a mistake has never tried anything new." *Albert Einstein*



# 2008 BARNESVILLE-ROTHSAY TROJANS

#	NAME	HT	WT	POS	YR
2	Spencer Cook	5' 10	145	QB/DB	11
3	Brady Solum	5' 9	120	QB/DB	10
4	Robbie Strand	5' 9	140	QB/DB	9
*5	Bryce Schmaltz	5' 8	145	RB/DB	12
6	Matt Zimmerman	5' 6	140	RB/DB	9
9	Colby Braton	5' 7	140	RB/LB	9
15	Austin Martz	5' 8	130	RB/DB	8
20	Stephen Wellnitz	5' 5	100	RB/DB	9
21	Jacob Bashor	5' 6	135	RB/DB	11
22	Parker Bilden	5' 6	110	RB/DB	9
23	Luke Nord	5' 9	145	RB/LB	10
27	Jordan Story	5' 7	175	FB/LB	10
30	Tyler Jorgenson	5' 7	130	RB/DB	9
32	Boone Mahar	5' 9	130	RB/DB	10
33	Adam Rice	5' 11	155	RB/DB	9
34	Zach Hochhalter	5' 11	170	RB/LB	10
40	Devin Neulib	5' 10	170	RB/LB	9
*42	Jacob Grosz	5' 10	170	FB/LB	11
43	Hans Peppel	5' 5	125	RB/LB	10
45	Leland Volrath	5' 10	155	E/LB	11
50	Mac Tschakert	5' 7	125	OL/DE	9
51	Brad Halverson	5' 11	165	OL/DT	10
52	Chad Haugrud	6' 2	200	OL/DT	12
53	Josh Ullrich	5' 8	160	OL/LB	11
54	Jordan Rice	5' 10	185	OL/DL	12
55	Jake Kletsch	5' 7	145	OL/LB	9
56	Cory Amundson	6' 1	210	OL/DL	11
57	Brady Johnson	5' 8	160	OL/LB	8
58	Cody Mortensen	6' 1	205	OL/DL	11
59	Tanner John	5' 9	155	OL/LB	10
60	Andrew Janssen	5' 11	210	OL/DL	10
61	Caden Summers	5' 10	165	OL/DL	10
62	Brad Ellefson	5' 11	160	OL/DL	9
63	Matt Walters	5' 6	160	OL/DL	11
64	Corey Praska	6' 0	210	OL/DL	12
65	Trevor Nelson	5' 10	145	OL/DL	10
66	Jordan Kurtz	5' 9	155	OL/DL	9
67	Bryan Praska	5' 8	160	OL/DL	9
68	Adam Garry	5' 9	135	OL/DL	9
72	Richie Stenger	6' 1	220	OL/DL	12
*74	Casey Johnson	5' 10	230	OL/DL	12
77	Cody Larson	6' 1	245	OL/DL	9
79	Gus Settlemyer	6' 0	195	OL/DL	9
80	John Janssen	6' 1	185	E/DE	12
81	Brett Johnson	6' 0	155	E/DE	10
*82	Alec Albright	6' 2	185	E/DE	12
83	Jon Wellnitz	5' 11	150	E/DE	12
84	Ryan Melkert	5' 11	170	E/DB	12
85	Zach Buth	6' 6	175	E/DB	11
87	Ian Horn	6' 2	165	E/DE	10
88	Andy Stout	5' 9	140	E/DE	10
89	Brady Dokkenbakken	6' 0	145	E/DE	9

\* Denotes Captains

## SPORTSMANSHIP

Admission to an interscholastic event is a privilege, and with that privilege comes responsibility – responsibility to conduct oneself in a manner where the game is enjoyable for other fans and participants. Respect for others, including opponents and officials, is an educational value we feel strongly about.

## **Be a Good Sport!**

**The teams are counting on it!**

## BEHAVIOR EXPECTATIONS

1. Respect our Flag and National Anthem.
2. Use Appropriate Language: No profanity, negative chants, booing, trash talking, or name calling.
3. Respect Everyone - Treat each person the way you would want to be treated. Personal attacks and taunting are unacceptable.
4. Respect the Game - Do not interfere with it.
5. Display only positive signs and do not use noisemakers.

**Head Coach:** Bryan Strand

**Assistant Coaches:** Phil Trowbridge, Tracy Hinsz, Dain Kalkbrenner, Andy McCarty, Dana Brakke, Glen Maninga

**Cheer Coach:** Krista Detloff

**Cheerleaders:** Amanda Bartelson, Sally Berg, Kaelyn Blumhagen, Abby Brandt, Christena Goedtk, Mandi Hamman, Cassie Kramer, Shayna Larsen, Mary Schindler, Jennie Tucker

**Managers:** Riley Anderson, Jimmy Kletsch, Cole Tharoldson  
Stats: Andrea Ellefson, Connor Lewis, Kaitee Stewart, Brittney Larson

**Superintendents:** Scott Loeslie, Mary Donahue-Stetz

**Principals:** Bryan Strand, Mary Donahue-Stetz

**Activities Directors:** Todd Henrickson, Ehren Zimmerman

**Band Directors:** Aaron Romaine, Heather Reber



		Goals	9th=50	10th-75	11th-100	12th = 125		
Name	Height	Weight	Bench Press 2pts each 5lbs over wgt	Pull ups 1 pt Each	30 Sec Dummy Jumps 1 pt Each	40 yd Dash	400	Total
Grosz, Jacob	5'10	170	235	15	58	5	70	121
Schmaltz, Bryce	5'8	145	195	15	66	4.84	71	119
Rice, Adam	5'11	155	170	18	62	4.88	58	117
Bashor, Jake	5'6	135	175	15	66	5.19	72	109
Wellnitz, Jon	5'11	150	175	15	58	5.16	65	104
Hochhalter, Zach	5'11	170	205	10	63	4.87	75	101
Jorgenson, Tyler	5'7	130	165	14	52	5.41	62	101
Albright, Alec	6'2	185	230	8	55	5.4	67	97
Volrath, Leland	5'10	155	175	12	54	5.15	63	97
Stout, Andy	5'9	140	170	18	50	5.13	70	96
Braton, Colby	5'7	140	185	15	44	5.28	69	93
Martz, Austin	5'8	130	110	7	60	5.33	64	87
Praska, Corey	6	210	180	8	64	5.13	73	85
Rice, Jordan	5'10	180	185	10	58	5.21	71	84
Cook, Spencer	6'1	155	150	11	60	5.25	72	83
Mahar, Boone	5'9	130	140	19	51	5.78	72	81
Buth, Zach	6'6	175	150	4	52	4.97	64	80
Kletsch, Jake	5'7	145	170	12	49	5.58	80	78
Janssen, John	6'1	185	195	6	51	5.5	66	77
Strand, Robbie	5'10	140	145	6	57	5.52	71	76
Melkert, Ryan	5'11	170	145	2	54	5.21	69	72
John, Tanner	5'10	155	145	7	52	5.41	70	72
Nelson, Trevor	5'10	145	140	10	53	5.56	72	72
Story, Jordan	5'7	175	155	18	45	5.32	79	72
Johnson, Casey	5'11	230	255	8	46	5.61	80	70
Ullrich, Josh	5'8	160	175	7	51	5.6	74	70
Halverson, Bradley	5'11	165	195	5	47	5.77	74	70
Nord, Luke	5'9	145	135	5	53	5.58	70	70
Horn, Ian	6'3	165	145	10	53	5.6	75	68
Johnson, Brady	5'8	160	150	11	50	5.54	74	68
Peppel, Hans	5'5	125	105	5	55	5.7	78	65
Tschakert, Mac	5'7	125	95	8	47	5.4	72	65
Stenger, Richie	6'1	220	225	4	53	5.83	76	63
Walters, Matt	5'6	160	145	8	47	5.42	75	63
Johnson, Brett	6'0	155	135	5	50	5.66	73	63
Haugrud, Chad	6'2	200	180	3	49	5.27	82	62
Mortenson, Cody	6'1	205	155	3	53	5.69	74	61
Summer, Caden	5'10	165	155	5	49	5.63	74	60
Zimmerman, Matt	5'6	140	135	7	40	5.68	69	59
Amundson, Cory	6'1	210	175	1	47	5.31	75	57
Story, Donovan	6'2	160	125	5	46	5.82	76	55
Janssen, Andrew	5'11	210	195	6	43	5.71	76	54
Ellefson, Brad	5'11	160	140	3	46	5.94	84	52
Settelmeyer, Gus	6'0	195	105	3	48	6.14	76	52
Praska, Bryan	5'8	160	125	5	42	5.91	81	50
Solum, Brady	5'9	120	120	4	45	6.07	75	49
Neuleib, Devin	5'10	170	155	6	36	5.82	79	46
Dokkenbakken, Brady	6'0	140	110	4	39	6	76	45
Wellnitz, Stephen	5'5	100	95	5	39	6.17	83	45
Garry, Adam	5'9	140	130	4	34	6.2	124	38
Bilden, Parker	5'6	110	85	4	31	6.5	89	35
Kurtz, Jordan	5'9	155	100	1	26	6.53	84	27
Larson, Cody	6'1	245	185	0		6.64	76	

\*8th Grade

\*8th Grade



Class of 2009		Goals	9th=50	10th=75	11th=100	12th = 125		
Name	Height	Weight	Bench Press 2pts each 5lbs over wgt	Pull ups 1 pt Each	30 Sec Dummy Jumps 1 pt Each	40 yd Dash	400	Total
Albright, Alec 2006	6'1	185	165	12	49	5.45	68	76
2007	6'2	177	200	9	49	5.445	67	82
2008	6'2	185	230	8	55	5.4	67	97
Braton, Dennis 2006	5'9	218	125	1	34	6.3	108	35
2007								
Griffin, Zach 2006	5'9	145	165	11	49	5.09	73	81
2007	did not play							
Haugrud, Chad 2006	5'10	165	105	2	41	5.88	82	47
2007	5'10	171	140	3	36	5.49	72	50
2008	6'2	200	180	3	49	5.27	82	62
Janssen, John 2006	6'1	195	130	3	45	5.49	78	55
2007								
2008	6'1	185	195	6	51	5.5	DNT	68
Johnson, Casey 2006	6'0	230			43	5.93		
2007	5'10	245	275	5	41	5.69	85	64
2008	5'11	230	255	8	46	5.61	80	70
Jorgenson, Casey 2006	5'11	148	115	10		5.27	60	
2007	5'10	155	180	13	56	5.1	59	106
2008								
Melkert, Ryan 2006	5'10	147	100	1	44	5.56	71	56
2007	5'10	155	125	2	37	5.31	65	58
2008	5'11	170	145	2	54	5.21	69	72
Praska, Corey 2006	5'11	200	160	7	55	5.5	79	69
2007	6'1	215	175	5	53	5.21	82	68
2008	6	210	180	8	64	5.13	73	85
Rice, Jordan 2006	5'6	160	125	6	41	5.4	79	55
2007	Did not Test							
2008	5'10	180	185	10	58	5.21	71	84
Schmaltz, Bryce 2006	5'10	135	125	12	52	5.1	75	75
2007	5'9	140	155	13	60	5.01	63	103
2008	5'8	145	195	15	66	4.84	71	119
Stenger, Richie 2006	6'0	205	185	0	41	5.8	84	45
2007	6'1	210	205	5	42	5.68	73	55
2008	6'1	220	225	4	53	5.83	76	63
Wellnitz, Jon 2006	5'8	127	100	9	53	5.4	69	76
2007	5'10	140	155	14	47	5.23	62	90
2008	5'11	150	175	15	58	5.16	65	104

[illegible]


Class of 20011		Goals	9th=50	10th-75	11th-100	12th = 125		
Name	Height	Weight	Bench Press 2pts each 5lbs over wgt	Pull ups 1 pt Each	30 Sec Dummy Jumps 1 pt Each	40 yd Dash	400	Total
Halverson, Bradley-2007	5'10	160	170	4	49	5.75	74	62
2008	5'11	165	195	5	47	5.77	74	70
Hochhalter, Zach-2007	5'10	160	170	6	56	5.23	63	88
2008	5'11	170	205	10	63	4.87	75	101
Horn, Ian-2007	6'2	150	145	9	52	5.36	65	80
2008	6'3	165	145	10	53	5.6	75	68
Janssen, Andrew-2007	5'11	195	165	4	34	5.83	80	42
2008	5'11	210	195	6	43	5.71	76	54
Januscheitis, Tyler	5'6	190	205	2	27	5.37	71	48
John, Tanner-2007	5'5	135	110	4	49	5.73	75	58
2008	5'10	155	145	7	52	5.41	70	72
Johnson, Brett-2007	5'9	150	110	3	38	5.88	79	45
2008	6'0	155	135	5	50	5.66	73	63
Lewis, Connor-2007	5'3	125	100	1	46	5.83	79	51
Lien, Casey-2007	5'8	170	115	0	24	6.22	83	24
Mahar, Boone-2007	5'7	110	110	11	53	5.88	70	73
2008	5'9	130	140	19	51	5.78	72	81
Nelson, Trevor-2007	5'9	135	130	4	46	5.53	69	63
2008	5'10	145	140	10	53	5.56	72	72
Nord, Luke, 2008	5'9	145	135	5	53	5.58	70	70
Peppel, Hans-2007	5'5	100	95	2	46	5.65	83	54
2008	5'5	125	105	5	55	5.7	78	65
Solum, Brady-2007	5'6	100	90	4	43	5.75	78	52
2008	5'9	120	120	4	45	6.07	75	49
Story, Jordan-2007	5'5	170	165	3	49	5.43	71	64
2008	5'7	175	155	18	45	5.32	79	72
Stout, Andy-2007	5'9	135	165	17	47	5.35	69	91
2008	5'9	140	170	18	50	5.13	70	96
Summer, Caden-2007	5'8	165	120	1	28	6.31	78	29
2008	5'10	165	155	5	49	5.63	74	60

2012		Goals	9th=50	10th=75	11th=100	12th = 125		
	Height	Weight	Bench Press 2pts each 5lbs over wgt	Pull ups 1 pt Each	30 Sec Dummy Jumps 1 pt Each	40 yd Dash	400	Total
Bilden, Parker	5'6	110	85	4	31	6.5	89	35
Braton, Colby	5'7	140	185	15	44	5.28	69	93
Dokkenbakken, Brady	6'0	140	110	4	39	6	76	45
Ellefson, Brad	5'11	160	140	3	46	5.94	84	52
Garry, Adam	5'9	140	130	4	34	6.2	124	38
Jorgenson, Tyler	5'7	130	165	14	52	5.41	62	101
Kletsch, Jake	5'7	145	170	12	49	5.58	80	78
Kurtz, Jordan	5'9	155	100	1	26	6.53	84	27
Larson, Cody	6'1	245	185	0		6.64	76	
Neuleib, Devin	5'10	170	155	6	36	5.82	79	46
Praska, Bryan	5'8	160	125	5	42	5.91	81	50
Rice, Adam	5'11	155	170	18	62	4.88	58	117
Settelmeyer, Gus	6'0	195	105	3	48	6.14	76	52
Story, Donovan	6'2	160	125	5	46	5.82	76	55
Strand, Robbie	5'10	140	145	6	57	5.52	71	76
Wellnitz, Stephen	5'5	100	95	5	39	6.17	83	45
Zimmerman, Matt	5'6	140	135	7	40	5.68	69	59
Tschakert, Mac	5'7	125	95	8	47	5.4	72	65

# Barnesville-Rothsay Team Looks For Continued Success



The Barnesville-Rothsay Trojans boys varsity football team members are, from left to right: front row-Brady Johnson, Colby Mahar, Robbie Strand, Parker Bilden, Stephen Wellnitz, Jordan Kurtz, Colby Braton, Brad Ellefson, Tyler Jorgensen, Matt Zimmerman, Bryan Praska, Austin Martz, row two-Jacob Kleisch, Adam Garry, Brady Dokkebakken, Mac Tschakert, Adam Rice, Devin Neulla, Jordan Story, Matt Waller, Hans Poppel, Brady Solum, Jacob Bashor, row three-Jacob Grosz, Josh Ulinich, Leland Vollrath, Brett Johnson, Tanner John, Luke Nord, Brad Halvorson, Andrew Stou, Caden Summers, Boone Mahar, Zach Hochhalter, Andy Janssen, row four-Gus Seftlemeyer, Donovan Story, Ryan Melkerl, Cory Amundson, Jon Wellnitz, Bryce Schmalitz, Bryce Schmalitz, Spencer Cook, Casey Johnson, Chad Haugrud, John Janssen, Trevor Nelson, Jordan Rice, back row-Zach Butn, Alec Albright, Ian Horn, Cody Larsen, Cody Mortensen, Corey Praska and Richie Stenger.



**Tracy Hinz**  
Sports Writer

The Barnesville-Rothsay Trojans had many changes in 2007. This included a new name, new conference and new team colors. With a strong senior dominated skill position team, the Trojans were able to make the playoffs with a 6-2 record and won their first playoff game since 1998. The team finished 7-3, their first winning record since 1995, and took second in the Northern Plains Conference. The 2008 team is fired up and looking to repeat their successful 2007 season.

Head Coach Bryan Strand will be in his fourth season leading the Barnesville-Rothsay Trojans football team. There will be a number of new faces on the 2008 squad. Gone is Most Valuable Defensive Player in the Northern Plains Conference LB, RB Cody Cox. Also graduating were All Conference selections Devon Brakke-RB, LB, Ben Stou-RB, S, Anders Gylland-RB, CB and Justin Lee TE-LB. Other notable players graduating in 2007 were Derek Jordahl, James Holland, Zach Olson, Michael Brandt, Josh Groudahl and Brady Jorud. Even though these players have graduated, the Trojans believe they have people ready to take their place. The captains for the 2008 squad include Casey Johnson, Bryce Schmalitz, Alec Albright and Jake Grosz.



Coach Strand believes that last year's senior squad provided great leadership and this year's squad needs a few new players to take over that leadership role. Strand also commented that, "Losing all of our offensive skill position players is going to be a difficult task to replace. But we have some experienced players returning as well. Our offensive line returns All Conference Selection, Corey Praska at a guard. Our starting center, Casey Johnson is back for his senior year as is Richie Stenger our starting tackle. Those three seniors have two to three years of playing experience and that will be a huge benefit for our offense to succeed early."

Rounding out the offensive line will be senior Chad Haugrud and junior Corey Amundson. The quarterback position looks to belong to junior Spencer Cook while the running back positions will consist of senior Bryce Schmaltz, juniors Jake Grosz and Jake Bashor, sophomore Zach Hochhalter and freshman Adam Rice. Seniors Alec Albright and John Janssen, as well as, junior Zach Buh will man the tight end positions.

On defense, the Trojans are looking to replace the Most Valuable Defensive Player in the Northern Plains Conference in Cody Cox. "It is impossible to replace what Cody did for our football team with his leadership and his play. But we do have some players returning with experience and hopefully they will step up and take advantage of the opportunity that lies ahead of them."

Jake Grosz will be a leader in the LB position based on his experience and his play from last year. Jake had a very good year for us in 2007, now he needs to step it up even more in 2008."

Juniors Leland Vollath and Josh Ullrich, as well as Zach Hochhalter will fill the remaining linebacker positions. The defensive line will include Corey Praska, Casey Johnson, Cory Amundson, Richie Stenger, Chad Haugrud

and senior Jordan Rice. John Janssen and Alec Albright will play defensive end.

The secondary players will include seniors Bryce Schmaltz, Jon Wellnitz, and Ryan Melkert. Jake Bashor, Spencer Cook and Zach Buh will also compete for playing time.

Some of the other players the team is expecting big contributions from this year are Brad Halverson, Andy Jansson, Matt Walters and Cody Mortenson.

The Trojan coaching staff returns a majority of its coaches with only a few new faces this year. Returning to Coach Strand's staff will be: Andy McCarty, Phil Trovbridge, Tracy Hines, Dana Brakke and Al Holmes. Newcomers Dain Kalkbrenner and Glen Moxings will round out the staff for 2008.

Coach Strand believes the key to the 2008 season is to stay healthy and for the team to play at a high level. "If we can stay healthy and play up to our capabilities, I feel that we will have a successful season. We have to believe in ourselves and play hard for 4 quarters." Strand also believes that Hawley is the favorite in the Northern Plains Conference and that Lake of the Woods and Frazer will also be teams to watch out for in 2008. "Hawley is



an awfully good football team and should be the favorite in the Conference. But the season is long and you never know what can happen." Strand also believes that Hawley is the favorite in the Sections as well. "Hawley, DGF and Pelican Rapids are the three favorites in our section. We will get to see Hawley, DGF, LPA and United North Central from Menahga and Sebeka during Potato Days weekend scrimmage in Hawley. This should let us know where we stand as of right now and where we need to get to by the end of the season."



# Trojans Fall To LPA Raiders In Football Season Opener

By: Tracy Hinsz

The much anticipated football season got under way on Thursday, August 28 for the Barnesville/Rothsay Trojans. Much to their dismay, Lake Park-Andubon held the winning hand in a 34-7 opening night loss.

The Trojans started out and played the Raiders to a stand still after one quarter. Early in the second quarter the tables started to turn in favor of the Raiders. A turnover by the Trojans after a very good drive seemed to pump up the Raiders and deflate the inexperienced Trojans.

LPA proceeded to put up 28 unanswered points that Barnesville/Rothsay was not able to match. Barnesville/Rothsay scored in the third quarter to make it 28-7 before LPA tacked on another touchdown for the final score of 34-7.

Head Coach Bryan Strand commented that, "We played them even for the first quarter and after we had a turnover, our inexperience started to show. We did not handle things very well in the second quarter and dug ourselves too big of a hole to get out of. Turnovers, penalties and missed tackles were our undoing. LPA played a very good game and we were not able to match their intensity for four quarters."

The leading rusher for the Trojans was Jake Grosz who had 76 yards on seven carries for a 10.9 yard per carry average. Bryce Schmaltz had 33 yards on nine carries and the lone Trojans touchdown.

Spencer Cook also had 30 yards



Quarterback Spencer Cook, #2, cradles the ball as offensive fullback Jacob Grosz runs in front to complete the play.

on nine carries while Corey Praska had 28 yards on five carries.

As a team, the Trojans gained 175 yards on 35 carries for a five yard per carry average for the contest. They also had 188 yards of total offense and held the ball for 27:02.

LPA finished with 197 yards rushing and 257 yards of total offense. They held the ball for 20:58. LPA had 15 first downs to 10 for the Trojans. They also won the turnover battle fumbling only once compared to two turnovers for the Trojans.

"For the first game of the year, we did expect a better outcome, but our

inexperience seemed to get the better of us. This is something that we will continue to work on and need to get better at if we are going to be the kind of team we expect to be," stated Coach Strand. "This is only one game! There is a lot of football to be played and a lot to teach our players. We will work hard to improve in all areas and hopefully it will show on the field."

Barnesville/Rothsay (0-1) will open their home and conference schedule on Friday, September 5 at 7:00 p.m. against Frazee at the Barnesville Athletic Complex.



## Offensive Stats vs.Lake Park Audubon

<b>RUSHING</b>	<i>Attempts</i>	<i>Yards</i>	<i>Average per rush</i>	<i>fumbles</i>	<i>Touchdowns</i>
Bryce Schmaltz	9	33	3.7		1
Jake Grosz	7	76	10.9		
Zach Hochhalter	2	-4	-2.0		
Adam Rice	3	12	4.0		
Spencer Cook	9	30	3.3	2	
Corey Praska	5	28	5.6		
Jake Bashor					
Jordah Story					
Austin Martz					

Total yards                      35                      175                      5.0

<b>Scoring</b>	<i>Touchdown</i>	<i>2pt Conv.</i>	<i>Xtra-pt</i>	<i>Field Goal</i>	<i>Total Points</i>
Bryce Schmaltz	1		1.0		7
Jake Grosz					0
Zach Hochhalter					0
Adam Rice					0
Zach Butth					0
Spencer Cook					0
Alec Albright					0

<b>PASSING</b>	<i>Attempts</i>	<i>Completions</i>	<i>Yards</i>	<i>Average Per Pass</i>	<i>Touchdowns</i>	<i>Interceptions</i>
Spencer Cook	4	1	13	13.0	0	0

<b>RECEIVING</b>	<i>Receptions</i>	<i>Yards</i>	<i>Avg. Per Catch</i>	<i>Touchdowns</i>
Zach Butth	1	13	13	
Alec Albright				
Jake Grosz				
Zach Hochhalter				
Bryce Schmaltz				
Adam Rice				

<b>KICKING</b>	<i>Type of Kick</i>	<i>Attempts</i>	<i>Yards</i>	<i>Avg. Per Kick</i>
Jake Grosz	Punt	4	154	38.5
Casey Johnson	KO	2	75	37.5

<b>RETURNS</b>	<i>Number of Returns</i>	<i>Yards</i>	<i>Avg Per Return</i>
Adam Rice	5	32	
Bryce Schmaltz	2	27	

<b>GAME STATS</b>	<b>Trojans</b>	<b>Opponent</b>		<b>Trojans</b>	<b>Opponent</b>
First Downs	10	15	Time of Possession	27:02:00	20:58
Rushing	8	12	Fumbles/Lost	4/2	2/1
Passing	1	2			
Penalty	1	1			
Rushing Yards	175	197			
Passing Yards	13	60			
Total Offense	188	257			
Turnovers	2	1			
Penalties					
Number	7	4			
Yards penalized	55	40			

# Barnesville Rothsay vs. LPA

Name	#	solo Tackles +3	Assisted Tackles +1	Tackle for loss +2	Tipped pass +1	Fumble caused +4	Fumble recovery +3	Int +5	Sack +4	Blocked Kick +5	Tackle on Kick +3	Total Points
Spencer Cook	2	1	4				1					10
Brady Solum	3											0
Robbie Strand	4											0
Bryce Schmaltz	5*		1									1
Matt Zimmerman	6											0
Colby Braton	9											0
Austin Martz	15											0
Stephen Wellnitz	20											0
Jake Bashor	21											0
Parker Bilden	22											0
Luke Nord	23											0
Jordan Story	27											0
Tyler Jorgenson	30											0
Boone Mahar	32											0
Adam Rice	33	1										3
Zach Hochhalter	34	1	2									5
Devin Neulib	40											0
Jacob Grosz	42*	3	3	1								14
Hans Peppel	43											0
Leland Volrath	45	4	2	3								20
Mac Tschakert	50											0
Brad Halverson	51											0
Chad Haugrud	52		2	1		1						8
Josh Ullrich	53	2	4								1	13
Jordan Rice	54	1	7								1	13
Jake Kletsch	55											0
Cory Amundson	56		1									1
Brady Johnson	57											0
Cody Mortensen	58											0
Tanner John	59											0
Andrew Janssen	60		1									1
Caden Summers	61											0
Brad Ellefson	62											0
Matt Walters	63											0
Corey Praska	64	2	2	1								10
Trevor Nelson	65											0
Jordan Kurtz	66											0
Bryan Praska	67											0
Adam Garry	68											0
Richie Stenger	72											0
Casey Johnson	74*	0	10						1			14
Cody Larson	77											0
Gus Settlemyer	79											0
John Janssen	80		2			1						6
Brett Johnson	81											0
Alec Albright	82*		1									1
Jon Wellnitz	83		5									5
Ryan Melkert	84											0
Zach Buth	85		2									2
Ian Horn	87											0
Andy Stout	88											0
Brady Dokkenbakken	89											0
Totals		15	49	6	0	2	1	0	1	0	2	

# Trojans Trounce Hornets In Home Football Opener

By: Tracy Hinsz

The Barnesville/Rothsay Trojans came into their home opener with a chip on their shoulder. After a disastrous performance the week before, the Trojans felt they had something to prove to everyone. The final score was Barnesville/Rothsay 46 Frazee 21 but did they accomplish their goal?

"We came out from the start of the game with more determination than we did at LPA," stated Coach Brian Strand. "We started the game on defense and made them punt quickly. When we got the ball, we took it straight down the field and scored a touchdown. This really got our team rolling and even though we started the third quarter a little sluggish, we were able to maintain our composure and finished the game strong."

The Trojans started the scoring in the first quarter with an 11-yard TD run from Zach Hochhalter. Bryce Schmaltz added the point after and quickly the score was 7-0 Trojans. Frazee scored next on a nifty 18-yard run by Skylar Jackson. The point after failed and Barnesville/Rothsay led 7-6. The Trojans proceeded to run the ball effectively scoring on a four-yard run by Spencer Cook. With the extra point by Schmaltz, the first quarter ended with Barnesville/Rothsay leading 14-6.

The second quarter started out much like the first with Barnesville/Rothsay's Bryce Schmaltz scoring on a 17-yard run. The extra point was no good but the home team now led 20-6. After another great defensive stand, the Trojans' Jake Grosz scored on a 22-yard run and with the extra point the Trojans now led 27-6 going into halftime.

"We felt really good about the first half but we told the team not to have a let down starting the third quarter. We started out with a very good run but fumbled the ball and Frazee capitalized quickly.



AUSTIN MARTZ

We added another fumble and an interception that Frazee turned into another seven points. But the players kept their minds in the game and kept fighting. They eventually wore down Frazee for a nice win," stated Coach Strand.

The Trojans scored on a 35-yard run by Zach Hochhalter, to end the third quarter leading 33-20. In the fourth quarter, Grosz scored on a 14-yard run but the pass failed on the two point conversion and eighth grader, Austin Martz scored on a one-yard run with Schmaltz adding the extra point to close out the scoring and giving the Trojans a convincing 46-21 win.

Coach Strand said, "With Grosz getting dinged up and Adam Rice not dressing, we had to put in Austin Martz and he made a great run to get us inside the one yard line. Cook came over to me and said to give Martz the ball again and so we did and he scored his first TD. He also added an interception at the end of the game. That is pretty good for an eighth grader, but he does have plenty of speed and talent. Rumor has it he may be the first eighth grader in school history to have scored a TD."

As for the win, the coach

commented, "Hochhalter, Grosz, and Cook had a great game as did the offensive line. When you control the clock, gain over 350 yards rushing and keep getting first downs, it starts to where on any defense and that is what we did tonight. Our defense played much better than last week as well. Also, I was really impressed by Chad Haugrud who played with a hurt knee most of the game and never once asked to come out!"

Zach Hochhalter led the team in rushing with 17 carries for 149 yards and two TD's. Bryce Schmaltz had 86 yards rushing and 1TD, while Jake Grosz had 73 yards rushing and two TD's. The team had 386 yards rushing and 45 yards passing for a total of 429 yards of offense compared to 264 yards for Frazee.

"We have Blackduck on the road next week. They have lost their first two games, but I expect a tough, physical game out of them. Last year we beat them but it was a fairly close game. After that we are back at home against an extremely tough opponent, Lake of the Woods," stated Coach Strand.

The Trojans now stand at 1-1 on the season and 1-0 in the Conference.

	1st	2nd	3rd	4th	Final
Frazee	6	0	15	0	21
Bville/R	14	13	6	13	46

## Scoring Summary

BR-Hochhalter 11 run (Schmaltz kick)

F-Jackson 18 run (run failed)

BR-Cook 4 run (Schmaltz kick)

BR-Schmaltz 17 run (kick failed)

BR-Grosz 22 run (Schmaltz kick)


F-Jackson 54 run (Shipmen 2 pass from Stender)

F-Brower 30 run (kick good)

BR-Hochhalter 35 run (run failed)

BR-Grosz 14 run (pass failed)

BR-Martz 1 run (Schmaltz kick)



Trojan sophomore Zach Hochhalter, #34, makes a beeline for the end zone during the recent victory over Frazee Hornets. The Trojans will travel on Friday to Lake of the Woods.



Teammates Zach Buth, #85 and Spencer Cook, #2, double block a member of the Frazee Hornets as running back Bryce Schmaltz, #5 goes around the play. Alec Albright, #82 and Casey Johnson, #74 head towards the play for any needed assistance. The Trojans were victorious over the Frazee Hornets during the home season opener.

## Offensive Stats vs. Frazee

<b>RUSHING</b>	<i>Attempts</i>	<i>Yards</i>	<i>Average per rush</i>	<i>fumbles</i>	<i>Touchdowns</i>
Bryce Schmaltz	10	86	8.6		1
Jake Grosz	7	73	10.4	1	2
Zach Hochhalter	17	149	8.8	0	2
Adam Rice					
Spencer Cook	8	50	6.3		1
Corey Praska					
Jake Bashor	1	13	13.0	1	
Jordah Story	1	1	1.0		
Austin Martz	2	12	6.0		1

Total yards	46	384	8.3
-------------	----	-----	-----

<b>Scoring</b>	<i>Touchdown</i>	<i>2pt Conv.</i>	<i>Xtra-pt</i>	<i>Field Goal</i>	<i>Total Points</i>
Bryce Schmaltz	1		4.0		10
Jake Grosz	2				12
Zach Hochhalter	2				12
Adam Rice					0
Zach Buth					0
Spencer Cook	1				6
Alec Albright					0
Austin Martz	1				

<b>PASSING</b>	<i>Attempts</i>	<i>Completions</i>	<i>Yards</i>	<i>Average Per Pass</i>	<i>Touchdowns</i>	<i>Interceptions</i>
Spencer Cook	5	3	45	13.0	0	1

<b>RECEIVING</b>	<i>Receptions</i>	<i>Yards</i>	<i>Avg. Per Catch</i>	<i>Touchdowns</i>
Zach Buth				
Alec Albright				
Jake Grosz	2	34	17	
Zach Hochhalter				
Bryce Schmaltz	1	11	11	
Adam Rice				

<b>KICKING</b>	<i>Type of Kick</i>	<i>Attempts</i>	<i>Yards</i>	<i>Avg. Per Kick</i>
Jake Grosz	Punt	2	68	34
Casey Johnson	KO	7	254	36.3
Jordan Story	KO	1	43	43


<b>RETURNS</b>	<i>Number of Returns</i>	<i>Yards</i>	<i>Avg Per Return</i>
Adam Rice			
Bryce Schmaltz	1	39	
Jake Bashor	3	10	
Jordan Rice	1	7	
Zach Hochhalter	1	23	

<b>GAME STATS</b>	<i>Trojans</i>	<i>Opponent</i>		<i>Trojans</i>	<i>Opponent</i>
First Downs	20	9	<b>Time of Possession</b>	26:21:00	21:39
Rushing	16	9			
Passing	4	0	<b>Fumbles/Lost</b>	3/2	3/1
Penalty	0	0			
Rushing Yards	384	256			
Passing Yards	45	8			
Total Offense	429	264			
Turnovers	3	3			
Penalties					
Number	4	5			
Yards penalized	30	30			

**Barnesville Rothsay vs. Frazee**

Name	#	solo Tackles +3	Assisted Tackles +1	Tackle for loss +2	Tipped pass +1	Fumble caused +4	Fumble recovery +3	Int +5	Sack +4	Blocked Kick +5	Tackle on Kick +3	Total Points
Spencer Cook	2		3									3
Brady Solum	3											0
Robbie Strand	4											0
Bryce Schmaltz	5*		4		1							5
Matt Zimmerman	6											0
Colby Braton	9											0
Austin Martz	15		1					1			1	9
Stephen Wellnitz	20											0
Jake Bashor	21											0
Parker Bilden	22											0
Luke Nord	23											0
Jordan Story	27		1									1
Tyler Jorgenson	30											0
Boone Mahar	32		1		1							2
Adam Rice	33											0
Zach Hochhalter	34	4	3									15
Devin Neub	40											0
Jacob Grosz	42*	2	5	1						1	1	22
Hans Poppel	43											0
Leland Volrath	45	1	2									5
Mac Tischakert	50											0
Brad Halverson	51		3	1							2	11
Chad Haugrud	52											0
Josh Ullrich	53	1	4	1	1	1	1				1	20
Jordan Rice	54	3	5	1								16
Jake Kletsch	55											0
Cory Amundson	56					1					1	7
Brady Johnson	57											0
Cody Mortensen	58											0
Tanner John	59											0
Andrew Janssen	60											0
Caden Summers	61											0
Brad Ellerson	62											0
Matt Walters	63		1									1
Cory Praska	64	4	6									18
Trevor Nelson	65											0
Jordan Kurtz	66											0
Bryan Praska	67											0
Adam Garry	68											0
Richie Stenger	72		3									3
Casey Johnson	74*		1									1
Cody Larson	77											0
Gus Settemeyer	79											0
John Janssen	80											0
Brett Johnson	81											0
Alec Albright	82*		1						1			5
Jon Wellnitz	83	1	1								1	7
Ryan Melken	1											0
Zach Butth	85	3						1				14
Ian Horn	87											0
Andy Slout	88											0
Brady Dokkenbakken	89											0
Totals		19	48	4	3	2	1	2	1	1	7	

# Trojans Run Over Blackduck Drakes On The Road



Photos By: Karla Volrath

Offensive lineman, Cory Amundson keeps a watchful eye on the opponent as he makes room for the ball carrier to break through in recent Trojan football action.

By: Tracy Hinsz

The Barnesville/Rothsay Trojans had their longest road trip game of the year this week. How would they fare after a three hour bus ride to Blackduck? No need to worry as the Trojans won convincingly 46-6 to increase their record to 2-1 on the season.

The Trojans came out of the gates quickly as Bryce Schmaltz returned the opening kickoff 55 yards to the Drakes 40 yard line. It looked like the Trojans were going to score quickly as they ran the ball effectively until they fumbled around the 20 yard line. That is where the Trojan defense decided to make a stand of their own with a three and out possession.

The offense took over again with runs of seven yards by Zach Hochhalter and 20 yards by quarterback, Spencer Cook. This is where Jake Grosz took over as

he carried the ball on the next three plays, rumbling in for a five yard touchdown. With the extra point by Schmaltz, the Trojans led the Drakes 7-0.

The Trojan defense again stopped the Drakes for a three and out possession forcing another punt. On the first carry from scrimmage, Schmaltz took the handoff and ran for 48 yards to the Drake 27 yard line. A few plays later, Cook took the snap and scored on a quarterback sneak and with the extra point, the first quarter ended with Barnesville/Rothsay leading Blackduck 14-0.

The second quarter was more of the same for the visiting Trojans. The offense was able to run very effectively and Zach Hochhalter did most of the damage with touchdown runs of 22 yards and 30 yards. The score going into halftime was Barnesville/Rothsay 27-Blackduck 0.

"Well after the three hour plus drive to Blackduck Friday, I was pleasantly surprised that we came out and played as hard as we did. It is very easy to relax and have trouble getting up for a game that is so far away," stated Coach Bryan Strand. "We were able to run the ball and control the clock in the first half that really set the tone for the game. Our defense also came up big with two interceptions by Zach Butth and Bryce Schmaltz. We held them to -12 yards rushing and only 65 yards passing in the first half allowing us to take a 27-0 lead into halftime."

The third quarter was a mistake filled quarter for the Trojans. Blackduck scored on their first play from scrimmage with a three-yard bubble pass that was taken over 60 yards for a touchdown. This cut the lead to 27-6. The Trojans managed to score later in the quarter on a nifty seam pass from Cook to Grosz to



Offensive lineman, Casey Johnson hikes the ball to quarterback Spencer Cook at a recent game.

make the lead 33-6.

"This quarter was sloppy on our part. We had two fumbles and two missed tackles on their long touchdown run along with another missed extra point. But we were able to score again to maintain the big lead," said Coach Strand.

The fourth quarter was much of the same for both teams. The Trojans scored on runs from Cook and Schnaltz to build a 46-6 lead. From there the clock was on running time and the Barnesville/Rothsay sidelines were too.

Coach Strand and his staff were busy making sure that every player that dressed for the game was able to play in the fourth quarter before the clock hit zero. "That was fun to be able to play all of our players. For some it was their first varsity experience and that is always a treat to see," said Strand.

Coach Strand commented, "Overall we ran the ball well, we blocked well and our defensive backs got tested hard and really stood up to the test. We have had six interceptions already on the year, four more than last year already. We were without Chad Haugrud our starting right guard and also our starting defensive end, and Jake



Coach Bryan Strand gives the team instruction on the field as waterboys, Jimmy Kletsch and Rylee Anderson make sure the players have plenty of hydration.



Bashor, junior, who is still rehabbing a sore hamstring that has hampered him all year. Hopefully we will get Chad back this coming week against Lake of the Woods and Jake should be back against Walker.

"I was pleased with our defensive effort for most of the game, but we still have to eliminate all of our mistakes on the offensive side of the ball. We cannot turn the ball over four times in a game and hope our defense can match that with four takeaways. We need to start

improving our mental efforts week in and week out."

The leading rusher for the game was Zach Hochhalter with 164 yards on 12 carries. Bryce Schmaltz added 96 yards on eight carries. Adam Rice had 79 yards on eight carries, and Jake Grosz had 47 yards and a touchdown on eight carries, as well as, two catches for 64 yards and a touchdown.

Spencer Cook finished four for five for 71 yards and a touchdown, along with 33 rushing yards on

nine carries. As a team, the Trojans amassed 430 yards rushing and 501 total yards for the game. Their defense held Blackduck to 124 total yards, only three first downs and had four interceptions. Jon Wellnitz and Boone Mahar added interceptions in the second half to join Butth and Schmaltz.

The Trojans now stand at 2-1 on the season and 2-0 in the Conference. Their next game will be at home against Lake of the Woods on Friday, September 19, at 7:00 p.m.

## Offensive Stats vs. Blackduck

<b>RUSHING</b>	<b>Attempts</b>	<b>Yards</b>	<b>Average per rush</b>	<b>fumbles</b>	<b>Touchdowns</b>
Bryce Schmaltz	8	96	12.0	1	1
Jake Grosz	8	47	5.9		1
Zach Hochhalter	12	164	13.7	1	2
Adam Rice	8	79	9.9	1	
Spencer Cook	9	33	3.7	1	2
Corey Praska					
Jake Bashor					
Jordan Story	1	5	5.0		
Austin Martz	2	11	5.5		
Colby Braton	1	-5	-5.0	2	

Total yards 49 430 8.8

<b>Scoring</b>	<b>Touchdown</b>	<b>2pt Conv.</b>	<b>Xtra-pt</b>	<b>Field Goal</b>	<b>Total Points</b>
Bryce Schmaltz	1		4.0		10
Jake Grosz	2				12
Zach Hochhalter	2				12
Adam Rice					0
Zach Buth					0
Spencer Cook	2				12
Alec Albright					0
Austin Martz					

<b>PASSING</b>	<b>Attempts</b>	<b>Completions</b>	<b>Yards</b>	<b>Average Per Pass</b>	<b>Touchdowns</b>	<b>Interceptions</b>
Spencer Cook	5	4	71		1	

<b>RECEIVING</b>	<b>Receptions</b>	<b>Yards</b>	<b>Avg. Per Catch</b>	<b>Touchdowns</b>
Zach Buth				
Alec Albright				
Jake Grosz	2	64	32	1
Zach Hochhalter				
Bryce Schmaltz	2	7	3.5	
Adam Rice				

<b>KICKING</b>	<b>Type of Kick</b>	<b>Attempts</b>	<b>Yards</b>	<b>Avg. Per Kick</b>
Jake Grosz	Punt	1	34	34.0
Casey Johnson	KO	6	262	43.7
Jordan Story	KO	2	82	41.0

<b>RETURNS</b>	<b>Number of Returns</b>	<b>Yards</b>	<b>Avg Per Return</b>
Adam Rice	1	12	12.0
Bryce Schmaltz	3	52	17.3
Jake Bashor			
Jordan Rice			
Zach Hochhalter			
Austin Martz	1	20	20.0
Spencer Cook	1	3	3

<b>GAME STATS</b>	<b>Trojans</b>	<b>Opponent</b>	<b>Time of Possession</b>	<b>Trojans</b>	<b>Opponent</b>
First Downs	18	3		26:43:00	21:17
Rushing	16	0			
Passing	2	3	Fumbles/Lost	4/4	0/0
Penalty					
Rushing Yards	430	24			
Passing Yards	71	124			
Total Offense	501	148			
Turnovers	4	4			
Penalties					
Number	4	3			
Yards penalized	30	15			

# Barnesville Rothsay vs. Blackduck

Name	#	solo Tackles +3	Assisted Tackles +1	Tackle for loss +2	Tipped pass +1	Fumble caused +4	Fumble recovery +3	Int +5	Sack +4	Blocked Kick +5	Tackle on Kick +3	Total Points
Spencer Cook	2	3	1		2							12
Brady Solum	3											0
Robbie Strand	4											0
Bryce Schmaltz	5*				2			1				7
Matt Zimmerman	6											0
Colby Braton	9											0
Austin Martz	15											0
Stephen Wellnitz	20											0
Jake Bashor	21											0
Parker Bilden	22											0
Luke Nord	23											0
Jordan Story	27											0
Tyler Jorgenson	30											0
Boone Mahar	32							1				5
Adam Rice	33											0
Zach Hochhalter	34											0
Devin Neulib	40											0
Jacob Grosz	42*	4	4	1	1				1.5			25
Hans Peppel	43				1							1
Leland Volrath	45		3						1			7
Mac Tschakert	50											0
Brad Halverson	51											0
Chad Haugrud	52											0
Josh Ullrich	53	1	4								1	10
Jordan Rice	54	1	2	2					1.5			15
Jake Kletsch	55											0
Cory Amundson	56											0
Brady Johnson	57											0
Cody Mortensen	58											0
Tanner John	59		1									1
Andrew Janssen	60											0
Caden Summers	61											0
Brad Ellefson	62											0
Matt Walters	63	1	1									4
Corey Praska	64	3	6	2	0				1.5			25
Trevor Nelson	65											0
Jordan Kurtz	66											0
Bryan Praska	67											0
Adam Garry	68											0
Richie Stenger	72		2									2
Casey Johnson	74*	1	1						1.5		1	13
Cody Larson	77											0
Gus Setlemeyer	79											0
John Janssen	80		1						0.5			3
Brett Johnson	81											0
Alec Albright	82*											0
Jon Wellnitz	83	3	2		1			1	0.5			19
Ryan Melkert	84	2	2	1							1	13
Zach Buth	85	1	1					1				9
Ian Horn	87		2									2
Andy Stout	88	1										3
Brady Dokkenbakken	89											0
Totals		21	33	6	7	0	0	4	8	0	3	

# Trojans Defeat Bears 42-14 On The Home Field

By: Tracy Hinsz

The Barnesville/Rothsay Trojans were excited to get back home to play a football game after the long road trip last week. The Trojans started out as hot as the temperature, as they jumped to a 27-0 halftime lead and went on to record a 42-14 win over Lake of the Woods on Friday night in Barnesville.

The Trojans got the ball first and had to punt but on the Bears first play from scrimmage, Jon Wellnitz forced a fumble and it was recovered by John Janssen of the Trojans. Three plays later, Bryce Schmaltz scored on a 32-yard run. The extra point was no good thus the Trojans lead 6-0. After the Trojans forced another Bear punt, Spencer Cook hit Alec Albright on a 31 yard pass putting the Trojans inside the five yard line. Two plays later, Cook scored from two yards out and with the failed two-point conversion, Barnesville/Rothsay led 12-0 after one quarter.

The second quarter was much like the first for the home team. John Janssen intercepted a Bears pass and the Trojans started the second quarter on the Trojans 31-yard line. After a nice drive, the Trojans threw an interception, giving the ball back to the Bears.

But the defense continued to dominate the Bears offense giving the Trojans great field position. Zach Hochhalter scored on a touchdown run and the extra point by Schmaltz was good giving the Trojans a 19-0 lead. Bryce Schmaltz scored on a 19 yard run and Jake Grosz scored on the two-point conversion giving the

Trojans a 27-0 halftime lead.

The Bears started with the ball in the third quarter and on the third play, Zach Butz intercepted the pass and returned it 42 yards for the touchdown. Schmaltz's extra point was good and the Trojans were cruising 34-0. The Bears were finally able to get on the scoreboard in the third with a touchdown and failed extra point, making the score 34-6. The Trojans pinned the Bears inside their two yard line on a punt and Jordan Rice tackled the Bears running back for a safety to end the third quarter with a 36-6 lead.

The Trojans scored another touchdown in the fourth quarter on a 23-yard run by Jake Grosz. The extra point failed so the Trojans now led 42-6. The Bears tacked on a late touchdown making the final score Barnesville/Rothsay 42, Lake of the Woods 14.

"We faced what I thought was probably our toughest opponent to date on Friday night. They were big, strong and aggressive. They had only given up about 500 yards of offense in their first three games, so we knew moving the ball was going to be tough. It was extremely hot so we felt that our depth would wear them down and I believe it did, especially towards the end of the first half," stated Coach Bryan Strand.

"The team played with great intensity. The most I have seen in years! We flew around, made some big plays and really played hard nosed football. The last three games we have played with heart and determination, and I believe it will

continue. We had the kids prepared for this game and it showed. My assistant coaches do an amazing job getting these kids ready and a lot of the credit of our success should go out to them. We have three full time assistant coaches and we have 3-4 volunteer coaches depending if it is a game or practice. The more eyes watching the kids the better we all are going to be," commented Strand.

Up next is Walker/Hackensack/Ackley, who has won their last two games. "We have Walker on Friday for Homecoming. They are coming off of back to back wins, and are playing some really good football right now. We will have to be ready with a busy week of homecoming activities slated. But our players know what they need to do to get ready. We should have Josh Ullrich (sickness) and Jake Bashor (injury) back this week. That will help our depth even more," stated Strand.

Statistical leaders included Zach Hochhalter with 10 carries for 75 yards and one touchdown, Bryce Schmaltz with seven carries for 71 yards and two touchdowns, Jake Grosz had 11 carries for 61 yards and a touchdown and Spencer Cook with a rushing touchdown. Defensively, the Trojans were led in defensive points by Zach Hochhalter, Jake Grosz, Jon Wellnitz, Jordan Rice and John Janssen.

The Trojans now stand at 3-1 on the season and 3-0 in the Conference. Their next game will be Homecoming on Friday, September 26, at 7:00 p.m.



Running back Bryce Schmaltz reaches for some extra yardage. The Trojans were victorious over the Bears from Lake of the Woods by a final score of 42-14. The Trojans will host Walker-Hackensack-Akely on Friday night. Kick-off is set for 7:00 p.m.

## Offensive Stats vs. Lake of the Woods

<b>RUSHING</b>	<i>Attempts</i>	<i>Yards</i>	<i>Average per rush</i>	<i>fumbles</i>	<i>Touchdowns</i>
Bryce Schmaltz	7	71	10.1		2
Jake Grosz	11	61	5.5		1
Zach Hochhalter	10	75	7.5		1
Adam Rice	8	40	5.0	1	
Spencer Cook	7	28	4.0		1
Corey Praska					
Jake Bashor					
Jordah Story					
Austin Martz	1	1	1.0		
Colby Braton					

Total yards                      44                      276                      6.3

<b>Scoring</b>	<i>Touchdown</i>	<i>2pt Conv.</i>	<i>Xtra-pt</i>	<i>Field Goal</i>	<i>Total Points</i>
Bryce Schmaltz	2		2.0		14
Jake Grosz	1	1			8
Zach Hochhalter	1				6
Adam Rice					0
Zach Buth	1				6
Spencer Cook	1				6
Alec Albright					0
Austin Martz					

<b>PASSING</b>	<i>Attempts</i>	<i>Completions</i>	<i>Yards</i>	<i>Average Per Pass</i>	<i>Touchdowns</i>	<i>Interceptions</i>
Spencer Cook	12	6	86			2

<b>RECEIVING</b>	<i>Receptions</i>	<i>Yards</i>	<i>Avg. Per Catch</i>	<i>Touchdowns</i>
Zach Buth	1	17		
Alec Albright	1	31		
Jake Grosz	4	38		
Zach Hochhalter				
Bryce Schmaltz				
Adam Rice				

<b>KICKING</b>	<i>Type of Kick</i>	<i>Attempts</i>	<i>Yards</i>	<i>Avg. Per Kick</i>
Jake Grosz	Punt	2	78	39.0
Casey Johnson	KO	7	355	50.7
Jordan Story	KO			

<b>RETURNS</b>	<i>Number of Returns</i>	<i>Yards</i>	<i>Avg Per Return</i>
Adam Rice			
Bryce Schmaltz	3	65	21.7
Jake Bashor			
Jordan Rice			
Zach Hochhalter			
Austin Martz			
Spencer Cook			

<b>GAME STATS</b>	<i>Trojans</i>	<i>Opponent</i>		<i>Trojans</i>	<i>Opponent</i>
First Downs	15	8	<b>Time of Possession</b>	25:31:00	22:29
Rushing	14	6			
Passing	1	2	<b>Fumbles/Lost</b>	3/1	4/1
Penalty					
Rushing Yards	276	51			
Passing Yards	86	168			
Total Offense	362	219			
Turnovers	3	3			
Penalties					
Number	9	5			
Yards penalized	60	35			

# Barnesville Rothsay vs. Lake of the Woods

Name	#	solo Tackles +3	Assisted Tackles +1	Tackle for loss +2	Tipped pass +1	Fumble caused +4	Fumble recovery +3	Int +5	Sack +4	Blocked Kick +5	Tackle on Kick +3	Total Points
Spencer Cook	2	2										6
Brady Solum	3											0
Robbie Strand	4											0
Bryce Schmaltz	5*	2	1	1							1	12
Matt Zimmerman	6											0
Colby Braton	9											0
Austin Martz	15											0
Stephen Wellnitz	20											0
Jake Bashor	21											0
Parker Bilden	22											0
Luke Nord	23											0
Jordan Story	27											0
Tyler Jorgenson	30											0
Boone Mahar	32											0
Adam Rice	33											0
Zach Hochhalter	34	7	1	1			1				3	36
Devin Neulib	40											0
Jacob Grosz	42*	5	2	3							1	26
Hans Poppel	43											0
Leland Volrath	45	2	3	1					1			15
Mac Tschakert	50											0
Brad Halverson	51										1	3
Chad Haugrud	52	2	1	2					1			15
Josh Ullrich	53											0
Jordan Rice	54	3	2	3							2	23
Jake Kietsch	55											0
Cory Amundson	56		1								1	4
Brady Johnson	57											0
Cody Mortensen	58											0
Tanner John	59											0
Andrew Janssen	60											0
Caden Summers	61											0
Brad Ellefson	62											0
Matt Walters	63											0
Corey Praska	64	3	3	2	1							17
Trevor Nelson	65											0
Jordan Kurtz	66											0
Bryan Praska	67											0
Adam Garry	68											0
Richie Stenger	72	3										9
Casey Johnson	74*		2	2	1							7
Cody Larson	77											0
Gus Settlemyer	79											0
John Janssen	80	2	1	2		1	1	1				23
Brett Johnson	81											0
Alec Albright	82*											0
Jon Wellnitz	83	2	6		1	1					3	25
Ryan Melkert	84		1								1	4
Zach Buth	85		2		1			1				8
Ian Horn	87											0
Andy Stout	88		1								1	4
Brady Dokkenbakken	89											0
Totals		33	26	17	4	2	2	2	2	0	14	

# Trojans Earn Homecoming Victory Over The Wolves

By: Tracy Hinsz

The Barnesville/Rothsay football Trojans came out ready to play on Homecoming Night. Running back Jake Grosz scored three touchdowns to lead the Trojans to a convincing 40-7 win over Walker-Hackensack-Akeley.

The Trojans jumped to a 13-0 first quarter lead thanks to the play of the offensive line. They started the game with an 80-yard touchdown drive with Zach Hochhalter carrying the last 15-yards for the score.

Bryce Schmaltz added the extra point and the Trojans were ahead 7-0. Walker came back with a nice drive of their own before the Trojan defense held them on downs.

The Trojan offense took the ball back down the field, scoring on a nice 30-yard run by Jake Grosz. The extra point was no good thus Barnesville/Rothsay led 13-0 after one quarter.

The second quarter was again all Trojans. After stopping Walker on downs again, the offense marched down the field for a touchdown run from Jake Grosz of 11-yards. The two point conversion failed giving the Trojans a 19-0 lead.

This is where the game got a little sloppy for the home team. After making Walker punt, the Trojans fumbled giving them the ball back. They were able to score a touchdown on an 11-yard tight end dump pass and with the extra point Walker cut the lead to 19-7.

On the ensuing kickoff, freshman Adam Rice returned the ball to the 49-yard line. After a nice drive, Jake Grosz scored on a three-yard run. Brady Solum hit Zach Buth for the two point conversion to make the score 27-7 at the half.

In the third quarter, the Trojans scored a touchdown on a 14-yard run by Zach Hochhalter. This was set up by the passing of Spencer Cook to Alec Albright for 13-yards and Zach Buth for 18-yards on back to back plays. With the extra point good by Schmaltz, the score was now 34-7 Trojans.

The fourth quarter was much like



PHOTOS BY: KARLA VOLRATH

Football Captain Alec Albright #82 tears through the Homecoming banner that was made by the cheerleaders. The Trojans came out victorious over the Wolves by a 40-7 score.


the third. Adam Rice scored on a six-yard run. The extra point was no good and Barnesville led 40-7. This would end up to be the final score as Barnesville/Rothsay put in a lot of their subs to finish the game.

Coach Bryan Strand stated, "We played well at times, but we have to figure out a way not to turn the ball over. Walker played hard and our boys just played harder and we made more plays. The offensive line did a great job of opening up some great holes. You have to give credit to our ends, Alec Albright, and Zach Buth, tackles, Andrew Jansson and Richie Stenger, guards, Corey Praska and

Cory Amundson and at center Casey Johnson. When you rush for over 400-yards and do it mostly through three quarters you know your line is getting the job done. They did a very nice job all night. We were able to do some things offensively and were able to control the game on the defensive side. This was another good win for us."

Statistical leaders included Jake Grosz who had 14 carries for 140-yards and three touchdowns, Zach Hochhalter had nine carries for 71-yards and two touchdowns, Bryce Schmaltz had six carries for 48-yards, Jake Bashor had six





Quarterback Spencer Cook, #2, hands the ball off to Jacob Grosz, #42 during the Trojans victorious Homecoming game on Friday. Grosz, a running back and team captain, helped lead the Trojans to a 40-7 win. The football team travels to Hawley on Friday, October 3.

carries for 53-yards. Adam Rice had eight carries for 37-yards and one touchdown. Spencer Cook had seven carries for 37-yards and was four for four passing for 53-yards and Colby Braton finished with six carries for 25-yards. As a team, the Trojans finished with 414-yards rushing on 57 carries.

Defensively, the Trojans were led in defensive points by Jake Grosz and Jordan Rice each with seven tackles while Rice had 1.5 sacks with Grosz adding one. Chad Haugrud, Adam Rice and Josh Ulrich also led in defensive points. Adam Rice led the Trojans with two interceptions. The defense held Walker to 108 total-



JACOB GROSZ

yards for the game with only three first downs.

"The defense gave up 68-yards in the first quarter and only 40-yards for the rest of the game. They played awfully well tonight. They will need to have a great performance next week against an excellent team in Hawley. We will need to cut down on our turnovers and mental mistakes to have a chance to beat them," stated Coach Strand.

The Trojans improved to 4-1 overall and have a perfect 4-0 mark in the conference. They will face unbeaten Hawley next Friday on the road.

## Offensive Stats vs. Walker-Hackensack-Akeley

<b>RUSHING</b>	<i>Attempts</i>	<i>Yards</i>	<i>Average per rush</i>	<i>fumbles</i>	<i>Touchdowns</i>
Bryce Schmaltz	6	48	8.0	1	
Jake Grosz	14	140	10.0		3
Zach Hochhalter	9	71	7.9		2
Adam Rice	8	37	4.6	1	1
Spencer Cook	7	37	5.3	1	
Corey Praska					
Jake Bashor	6	53	8.8		
Jordah Story					
Austin Martz	1	3	3.0		
Colby Braton	6	25	4.2		

Total yards                      57                      414                      7.3

<b>Scoring</b>	<i>Touchdown</i>	<i>2pt Conv.</i>	<i>Xtra-pt</i>	<i>Field Goal</i>	<i>Total Points</i>
Bryce Schmaltz			2.0		2
Jake Grosz	3				18
Zach Hochhalter	2				12
Adam Rice	1				6
Zach Buth		1			2
Spencer Cook					0
Alec Albright					0
Austin Martz					

<b>PASSING</b>	<i>Attempts</i>	<i>Completions</i>	<i>Yards</i>	<i>Average Per Pass</i>	<i>Touchdowns</i>	<i>Interceptions</i>
Spencer Cook	4	4	53	13.3	0	0

<b>RECEIVING</b>	<i>Receptions</i>	<i>Yards</i>	<i>Avg. Per Catch</i>	<i>Touchdowns</i>
Zach Buth	1	18		
Alec Albright	1	13		
Jake Grosz	1	2		
Zach Hochhalter				
Bryce Schmaltz	1	20		
Adam Rice				

<b>KICKING</b>	<i>Type of Kick</i>	<i>Attempts</i>	<i>Yards</i>	<i>Avg. Per Kick</i>
Jake Grosz	Punt	1	40	40.0
Casey Johnson	KO	7	322	46.0
Jordan Story	KO			


<b>RETURNS</b>	<i>Number of Returns</i>	<i>Yards</i>	<i>Avg Per Return</i>
Adam Rice	1	41	
Bryce Schmaltz	1	10	
Jake Bashor			
Jordan Rice			
Zach Hochhalter			
Austin Martz			
Spencer Cook			

<b>GAME STATS</b>	<i>Trojans</i>	<i>Opponent</i>	<i>Time of Possession</i>	<i>Trojans</i>	<i>Opponent</i>
First Downs	22	3			
Rushing	19	3		27:21:00	20:39
Passing	3	0			
Penalty					
Rushing Yards	414	93			
Passing Yards	53	15			
Total Offense	467	108			
Turnovers	4	2			
Penalties					
Number	3	6			
Yards penalized	15	40			

**Barnesville Rothsay vs. Walker-Hackensack-Akeley**

Name	#	solo Tackles +3	Assisted Tackles +1	Tackle for loss +2	Tipped pass +1	Fumble caused +4	Fumble recovery +3	Int +6	Sack +4	Blocked Kick +6	Tackle on Kick +3	Total Points
Spencer Cook	2	2	2									8
Brady Solum	3											0
Robbie Strand	4											0
Bryce Schmaltz	5*	1	1									4
Matt Zimmerman	6											0
Colby Bristol	9											0
Austin Mertz	15											0
Stephen Weinitz	20											0
Jake Bashor	21											0
Parker Elden	22											0
Luke Nord	23											0
Jordan Story	27											0
Tyler Jorgenson	30											0
Boone Maher	32											0
Adam Rice	33	1						2			1	16
Zach Hochhalter	34	1										3
Devlin Neulb	40											0
Jacob Grosz	42*	4	3	3		1			1			29
Hans Peppel	43											0
Leland Volrath	45		1		2							3
Mac Tschakert	50											0
Brad Halverson	51											0
Chad Haugrud	52	2	3	2					0.5			15
Josh Ulrich	53	3									1	12
Jordan Rice	54	3	4	2					1.5		1	26
Jake Kleisch	55											0
Cory Amundson	56											0
Brady Johnson	57											0
Cody Mortensen	58											0
Tanner John	59											0
Andrew Janssen	60											0
Caden Summers	61											0
Brad Ellefson	62											0
Matt Wallers	63		1	1								3
Corey Praska	64	2	3									8
Travis Nelson	66											0
Jordan Kurtz	66											0
Bryan Praska	67											0
Adam Gerry	68											0
Richie Stenger	72											0
Casey Johnson	74*	2		1							1	11
Cody Larson	77											0
Gus Settkemeyer	79											0
John Janssen	80	2	2	1								10
Brett Johnson	81											0
Alec Albright	82*											0
Jon Weinitz	83	1									1	6
Ryan Melkert	84	2	1	1								9
Zach Bulh	85											0
Ian Horn	87											0
Andy Stout	88											0
Brady Dokkenbakken	89											0
Totals		26	21	11	2	1	0	2	3	0	5	

# Trojans Fall Hard To Hawley Nuggets



Trojan Jacob Grosz #42, blocks a Hawley player as Quarterback Spencer Cook #2, runs in for the touchdown. That touchdown was the only one of the game against the un-beaten Nuggets.

**By: Tracy Hinsz**

For the second year in a row, the Barnesville/Rothsay Trojans met the Hawley Nuggets for a gridiron clash of Conference unbeaten. And for the second straight year, Hawley proved to be too much for the Trojans, winning 57-6.

The Trojans got the ball first and got a first down with a nice pass from Spencer Cook to Alec Albright. Hawley's defense then forced a fourth down and stopped the Trojans short forcing a change of possession. The Nuggets took over and began to drive before the Trojans forced them to punt. This was a huge moment for the Trojan defense. The offense took over on their 10 yard line. The offense gained two first downs before having to punt to end the first quarter. The score after one quarter was 0-0.

The second period started with the Trojans feeling very good about

what they had accomplished in the first quarter. But on the second play from scrimmage, Kevin Olson found a cut back lane to run to and outraced the Barnesville secondary for a touchdown and a 7-0 lead. This was the turning point of the game as all the momentum seemed to swing over to the Nuggets.

After another Trojan first down, Cook was intercepted deep in Hawley territory stopping another drive. Two running plays by Nate Mattson, the last covering 60 yards for a touchdown and Hawley now was leading 14-0.

"These two big runs really took the life out of our team. The boys started to get down and the intensity really dropped and that was all Hawley needed," stated Coach Bryan Strand.

The Trojans managed to get another first down before having to punt again. Hawley then drove

down the field and scored another touchdown by Mattson from three yards out. They were successful on the two point conversion that put them up 22-0. The Trojans threw another interception on the next offensive series and once again, the Nuggets had the football. After some short runs and one first down, Olson once again scored on a beautiful run from 49 yards out. With the extra point no good, Hawley now led 28-0 at the half.

"We played really well in the first quarter, but Olson's first touchdown run kind of started the ball rolling for the Nuggets. Add in our turnovers, which you cannot have against a team as good as Hawley, and the second quarter got out of our control," stated Strand.

Hawley started with the ball in the third quarter. After stopping Mattson for two short gains, he took a run, broke many tackles, made

other miss and scored on a 49 yard touchdown run. The score was now 35-0.

On the ensuing kickoff, the Trojans fumbled and the Nuggets recovered giving them great field position. Hawley scored a touchdown on a pass from Sorenson to Guida and added a two point conversion making the score 43-0.

The Trojans got the ball back and once again moved the ball to midfield before having to punt. This put the ball on the seven yard line. Mattson took a handoff and raced 93 yards for another touchdown making the score 50-0.

The Trojans moved the ball once again before fumbling deep in Nugget territory. A few plays later, Olson took the handoff and scored from 38 yards out and now the score was 57-0.

After a nice 52 yard kickoff return from Adam Rice, the Trojans had good field position again. They drove down to the Nugget 14 yard line before giving it up on downs.

The fourth quarter was played with running time and the only score came from the Trojans. After forcing the Nuggets to punt, the Trojans had another nice drive and finally scored a touchdown. The touchdown was scored by Spencer Cook. With a failed two point conversion the score was 57-6. Both teams would not score from there and this would be the final score.

"Hawley is an excellent team! They are very skilled, have impressive linemen and great team



Jacob Bashor is too quick for one of Hawley's defensivemen. The Trojans will travel to Bagley this Friday to face the Flyers for a 7:30 p.m. kick-off.

speed. I was very proud of our team in how they played that first quarter. Unfortunately for us, we could not maintain this intensity for a number of reasons. We lost a few starters to injury that did not help our cause any. Bryce Schmalz received a head injury that concerned us enough that he went to the hospital. Our starting right tackle injured his knee. Another lineman could not play because of a knee injury and our backup running back tweaked his hamstring. Hawley is too talented to play without having all your horses.

"The kids put tons of time into preparation all week. Countless hours on film and in practice and then to see everything snowball on them deflated their spirits," stated Strand. "We need to get healthy, get back to

practice and have a great end to the season. This is only one game. We have two big games left to play."

Statistical leaders for the game were Zach Hochhalter with 12 carries for 74 yards. Jake Grosz added 12 carries for 54 yards and led the team with four receptions for 37 yards. Spencer Cook scored the only Trojan touchdown and was six for 13 passing for 63 yards and two interceptions. Defensively, the Trojans were led in defensive points by Spencer Cook. John Janssen and Jordan Rice were also team leaders on the defensive side of the ball.

The Trojans are now 4-2 overall and 4-1 in the Northern Plains Conference. The team will travel to Bagley on Friday.

## Offensive Stats vs. Hawley

<b>RUSHING</b>	<i>Attempts</i>	<i>Yards</i>	<i>Average per rush</i>	<i>fumbles</i>	<i>Touchdowns</i>
Bryce Schmaliz					
Jake Grosz	12	54	4.5		
Zach Hochhalter	12	74	6.2		
Adam Rice	4	15	3.8	1	
Spencer Cook	9	7	0.8		1
Corey Praska	3	6	2.0		
Jake Bashor	4	14	3.5	1	
Jordan Story	1	1	1.0		
Austin Martz					
Colby Braton					

Total yards                      45                      171                      3.8

<b>Scoring</b>	<i>Touchdown</i>	<i>2pt Conv.</i>	<i>Xtra-pt</i>	<i>Field Goal</i>	<i>Total Points</i>
Bryce Schmaliz					
Jake Grosz					
Zach Hochhalter					
Adam Rice					
Zach Butz					
Spencer Cook	1				6
Alec Albright					
Austin Martz					

<b>PASSING</b>	<i>Attempts</i>	<i>Completions</i>	<i>Yards</i>	<i>Average Per Pass</i>	<i>Touchdowns</i>	<i>Interceptions</i>
Spencer Cook	13	6	65	10.8	0	2

<b>RECEIVING</b>	<i>Receptions</i>	<i>Yards</i>	<i>Avg. Per Catch</i>	<i>Touchdowns</i>
Zach Butz	1	14		
Alec Albright	1	12		
Jake Grosz	3	34		
Zach Hochhalter				
Bryce Schmaliz				
Adam Rice	1	5		

<b>KICKING</b>	<i>Type of Kick</i>	<i>Attempts</i>	<i>Yards</i>	<i>Avg. Per Kick</i>
Jake Grosz	Punt	3	100	33.3
Casey Johnson	KO	2	54	27.0
Jordan Story	KO			


<b>RETURNS</b>	<i>Number of Returns</i>	<i>Yards</i>	<i>Avg Per Return</i>
Adam Rice	1	52	
Bryce Schmaliz			
Jake Bashor	2	9	
Jordan Rice	1	14	
Zach Hochhalter	1	2	
Austin Martz			
Spencer Cook			
Corey Praska	2	29	
Jake Grosz	1	22	

<b>GAME STATS</b>	<i>Trojans</i>		<i>Time of Possession</i>	<i>Trojans</i>	<i>Opponent</i>
First Downs	14	8		26:42:00	21:18
Rushing	11	5			
Passing	3	3			
Penalty					
Rushing Yards	171	510			
Passing Yards	63	75			
Total Offense	234	585			
Turnovers	4	0			
Penalties					
Number	5	2			
Yards penalized	23	15			

# Barnesville Rothsay vs. Hawley

Name	#	solo Tackles +3	Assisted Tackles +1	Tackle for loss +2	Tipped pass +1	Fumble caused +4	Fumble recovery +3	Int +5	Sack +4	Blocked Kick +5	Tackle on Kick +3	Total Points
Spencer Cook	2	4	2									14
Brady Solum	3											0
Robbie Strand	4											0
Bryce Schmaltz	5*		2									2
Matt Zimmermann	6											0
Colby Braton	9											0
Austin Maritz	15											0
Stephen Wellnitz	20											0
Jake Bashor	21	1										3
Parker Biden	22											0
Luke Nord	23											0
Jordan Story	27											0
Tyler Jorgenson	30											0
Boone Mahar	32											0
Adam Rice	33	2									1	9
Zach Hochhalter	34											0
Devin Neulib	40											0
Jacob Grosz	42*	3	1	1	1							13
Hans Peppel	43											0
Leland Volrath	45	1	2									5
Mac Tschakert	50											0
Brad Halverson	51											0
Chad Haugrud	52											0
Josh Ullrich	53		3	1								5
Jordan Rice	54	2	4									10
Jake Kletsch	55											0
Cory Amundson	56											0
Brady Johnson	57											0
Cody Mortensen	58											0
Tanner John	59											0
Andrew Janssen	60											0
Carlen Summers	61											0
Brad Ellefson	62											0
Matt Walters	63		2									2
Corey Praska	64	2	3									9
Trevor Nelson	65											0
Jordan Kurtz	66											0
Bryan Praska	67											0
Adam Garry	68											0
Richie Stenger	72		1								1	4
Casey Johnson	74*		1									1
Cody Larson	77											0
Gus Sattlemayer	79											0
John Janssen	80	1	2	1							1	10
Brett Johnson	81											0
Alac Albright	82*	1		1								5
Jon Wellnitz	83	1	3									6
Ryan Melkert	84											0
Zach Butth	85	2	2									8
Ian Horn	87											0
Andy Stout	88											0
Brady Dotkenbakken	89											0
Totals		20	28	4	1	0	0	0	0	0	3	

# Trojans Pound Bagley Flyers In Pigskin Action



The Trojan defensive line gets ready during a very wet game against the Bagley Flyers. The Trojans go up against Pine River-Backus at home on Wednesday, October 15. Kick off is slated for 7:00 p.m.

**By: Tracy Hinsz**

The Barnesville/Rothsay Trojans had to travel to Bagley on Friday night to play the Flyers in a football game. The weather was terrible as it rained from morning till night, but that did not stop the Trojans from rolling to a 46-6 Northern Plains Conference win.

The Trojans were back on the field after getting walloped the week before in Hawley. The team was focused and prepared to prove to all doubters that they still are a team to be reckoned with. The Flyers started with the ball and had to punt after a three and out. After a short punt and a good return, the Trojans started with the ball on the Flyers 25 yard line.

It only took three plays before the Trojans scored a touchdown. Zach Hochhalter scored on a run of nine yards and with the extra point good, they led 7-0. The Trojan defense again forced the Flyers to punt before the offense fumbled to give them the ball right back.

Once again the defense forced a punt, allowing the offense to start rolling again. Hochhalter found a crease on the right side and gained 29 yards before being tackled on our 31 yard line. After a few runs gaining

positive yardage the Trojans gained 16 yards on a pass from Spencer Cook to Zach Butth.

On the first play from scrimmage to start the second quarter, Hochhalter scored his second touchdown from three yards out. The extra point was no good and the score was 13-0 Trojans.

Bagley got the ball on the 20 yard line after the kickoff. The Flyers ran the ball up the middle and with an all out blitz called; the running back raced 80 yards for a touchdown. The two point conversions failed and now Barnesville/Rothsay led by the score of 13-6. The Trojans started their next series on the 41 yard line.

On the first play from scrimmage, Bryce Schmaltz took a statue of liberty play 59 yards for a touchdown that was made possible by the impressive downfield block from center Casey Johnson. The two point conversion failed and now the score was 19-6 Trojans. It took only two plays to get the ball back as linebacker Leland Volrath intercepted a Flyers pass and returned it to the 23 yard line. Even with the great field position, the Trojans were not able to score giving the Flyers the ball on their own six yard line.

The defense stiffened and forced

a Bagley punt. The snap was high and the Bagley punter was forced to run with the ball before being tackled by Jon Wellnitz at the 13 yard line. The Trojans wasted no time as they scored a touchdown on a beautiful pass from Cook to Butth from 13 yards out. With the Schmaltz extra point, the Trojans now led 26-6.

Bagley moved the ball on the ground before throwing an interception to Bryce Schmaltz. Schmaltz returned the interception down to the Flyer 19 yard line. After a Schmaltz carry for nine yards, Jake Grosz scored on a 10 yard run. The two point conversion failed and the Trojans took a 32-6 lead into halftime.

The third quarter started and the rain began to fall with more zest than it did in the first half. This did not stop the Trojans as Spencer Cook hooked up with Bryce Schmaltz on a 63 yard touchdown pass on the first play of the third quarter. The extra point was bobbed but holder Brady Solum was able to find Hochhalter on a pass where he out ran all 11 guys on the Flyer defense to score the two point conversion making the score 40-6 Trojans.

The Trojan defense again forced a Flyer punt and once again the snap





PHOTOS BY:  
KARLA VOLRATH

Trojan's Jordan Rice goes in for the lone tackle during the Trojan's victory over the Bagley Flyers.

was high. This caused the punter to field the ball in the end zone where he was immediately drilled causing him to fumble and Wellnitz was there for the recovery and another Trojan touchdown. The two point conversion was no good and

Barnesville/Rothsay now led 46-6.

From here on out, the Trojans were able to play all their subs and thus the final scored remained 46-6 Trojans.

"Overall I was pleased with our execution in less than ideal

conditions. I thought the defense had a big night as we gave up only one big play all night. Spencer Cook had a very good night throwing the ball as well," stated Coach Bryan Strand. "Also, I thought our running backs and offensive line did a very nice job on a sloppy field."

Statistical leaders for the game were Bryce Schmaltz who led the team with 81 yards on six carries and one touchdown. Zach Hochhalter added 66 yards on five carries and two touchdowns. Jack Grosz had 40 yards on nine carries and one touchdown. Adam Rice added 34 yards on 10 carries.

Spencer Cook went five for six for 105 yards and two touchdowns to lead the Trojans. Receiving leaders were Schmaltz, who had two catches for 74 yards and a touchdown and Zach Buth who had two catches for 29 yards and a touchdown.

Overall, the Trojans ended up with 238 yards rushing on 38 carries and 105 yards passing for a total of 343 yards on offense. The defense held the Flyers to 116 total yards with 81 of that rushing. Both teams had three turnovers for the game.

Defensive statistical leaders included Jordan Rice who ended up with 40 defensive points. He had 1.5 sacks, nine total tackles, three tackles for loss and one forced fumble.

Corey Praska and Andy Stoudt were next with 18 points followed by Leland Volrath with 17 points and Zach Hochhalter and Jon Wellnitz with 16 points each.

The Trojans are now 5-2 overall and 5-1 in the Northern Plains Conference. The team will play Pine River-Backus on Wednesday night at 7:00 p.m. in Barnesville at the Athletic Complex. This will be the last regular season home game and is Parent's Night for the team.

## Offensive Stats vs Bagley

<b>RUSHING</b>	<b>Attempts</b>	<b>Yards</b>	<b>Average per rush</b>	<b>fumbles</b>	<b>Touchdowns</b>
Bryce Schmaltz	6	81	13.5	1	1
Jake Grosz	9	40	4.4		1
Zach Hochhalter	5	66	13.2		2
Adam Rice	10	34	3.4		
Spencer Cook					
Corey Praska					
Jake Bashor					
Jordah Story	2	1	0.5		
Austin Martz	1	4	4.0		
Colby Braton	3	11	3.7		
Robbie Strand	2	1		1	

Total yards                      38                      238                      6.3

<b>Scoring</b>	<b>Touchdown</b>	<b>2pt Conv.</b>	<b>Xtra-pt</b>	<b>Field Goal</b>	<b>Total Points</b>
Bryce Schmaltz	2		2		14
Jake Grosz	1				6
Zach Hochhalter	2	1			14
Adam Rice					0
Zach Buth	1				6
Spencer Cook					0
Alec Albright					0
Austin Martz					0
Jon Wellnitz	1				

<b>PASSING</b>	<b>Attempts</b>	<b>Completions</b>	<b>Yards</b>	<b>Average Per Pass</b>	<b>Touchdowns</b>	<b>Interceptions</b>	<b>% Completed</b>
Spencer Cook	6	5	106	21.0	2	1	83.3%
Brady Solum	1	0	0				

<b>RECEIVING</b>	<b>Receptions</b>	<b>Yards</b>	<b>Avg. Per Catch</b>	<b>Touchdowns</b>
Zach Buth	2	29	14.5	1
Alec Albright				
Jake Grosz				
Zach Hochhalter	1	2	2	
Bryce Schmaltz	2	74	37	1
Adam Rice				

<b>KICKING</b>	<b>Type of Kick</b>	<b>Attempts</b>	<b>Yards</b>	<b>Avg. Per Kick</b>
Jake Grosz	Punt			
Casey Johnson	KO	3	103	34.3
Jordan Story	KO			
Spencer Cook	KO	5	223	44.6

<b>RETURNS</b>	<b>Number of Returns</b>	<b>Yards</b>	<b>Avg Per Return</b>
Adam Rice			
Bryce Schmaltz	1	9	9.0
Jake Bashor			
Jordan Rice			
Zach Hochhalter			
Austin Martz			
Spencer Cook			
Corey Praska	1	9	9.0
Jake Grosz			
Matt Wallers	1	3	3.0

<b>GAME STATS</b>	<b>Trojans</b>	<b>Opponent</b>	<b>Time of Possession</b>	<b>Trojans</b>	<b>Opponent</b>
First Downs	9	3		20:22:00	27:38:00
Rushing	8	2			
Passing	1	1			
Penalty					
Rushing Yards	238	81			
Passing Yards	105	35			
Total Offense	343	116			
Turnovers	3	4			
Penalties					
Number	4	9			
Yards penalized	45	70.5			

**Barnesville Rothsay vs. Bagley**

Name	#	solo Tackles +3	Assisted Tackles +1	Tackle for loss +2	Tipped pass +1	Fumble caused +4	Fumble recovery +3	Int +5	Sack +4	Blocked Kick +5	Tackle on Kick +3	Total Points
Spencer Cook	2											0
Brady Solum	3											0
Robbie Strand	4											0
Bryce Schmalz	5*	1	1					1			1	12
Matt Zimmerman	6											0
Colby Braton	9											0
Austin Martz	15	1	3		1						1	10
Stephen Wellnitz	20											0
JaKe Bassor	21											0
Perker Biden	22											0
Luke Nord	23											0
Jordan Story	27											0
Tyler Jorgenson	30											0
Beone Mahar	32											0
Adam Rice	33				1							1
Zach Hochheller	34	5	5	1								16
Devin Neulib	40											0
Jacob Grosz	42*	3	5	2	1							19
Hans Peppel	43											0
Leland Volrath	45	1	3				1	1			1	17
Mac Tschekert	50											0
Brad Halverson	51											0
Chad Haugrud	52	1	2	2					0.5			11
Joah Ullrich	53											0
Jordan Rice	54	3	5	3		1			1.5		3	40
JaKe Kleisch	55	1	3									6
Cory Amundson	56		1									1
Brady Johnson	57											0
Cody Mortensen	58		2									2
Tanner John	59											0
Andrew Janssen	60		1									1
Caden Summers	61											0
Brad Ellefson	62						1					3
Matt Walters	63		1								1	4
Corey Praska	64	1	7	3							2	22
Trevor Nelson	65											0
Jordan Kurtz	66											0
Bryan Praska	67											0
Adam Garry	68											0
Richie Stenger	72											0
Casey Johnson	74*	1										3
Cody Larson	77											0
Gus Seitzmeyer	79											0
John Janssen	80	1	4	2								11
Brett Johnson	81											0
Alec Albright	82*											0
Jon Wellnitz	83	1	2	1			1				2	16
Ryan Melkert	84	2									2	12
Zach Buth	85	1	4		1						1	11
Ian Horn	87											0
Andy Stout	88	1	2	1		1			1		1	18
Brady Dokkenbakken	89											0
Totals		22	52	15	4	2	3	2	3	0	15	

# Trojans Steamroll The Pine River-Backus Tigers

By: Tracy Hinsz

The Barnesville/Rothsay Trojans played their final home game of the 2008 season on Wednesday night. The opponent was Pine River-Backus who played the Trojans in a tough first round playoff battle last year. This time, the outcome was decided long before the fourth quarter as the Trojans rolled to a 46-0 win on parent's night.

The first quarter started out in fine fashion for the home team as the Trojans took the ball and marched down the field. Jake Grosz bulled in from two yards out and quickly the Trojans led 6-0. The Tigers got the ball and drove down the field on the Trojans before the home team stopped them on fourth down to get the ball back. The first quarter would end with Barnesville/Rothsay leading 6-0.

After an exchange of punts, the Trojans had the ball back on their own 46 yard line. The Trojans drove the ball down the field thanks to the combination of quarterback Spencer Cook to tight end, Alec Albright. The combo hooked up on a pair of passes, the last one being an 18 yard touchdown pass to make the score 12-0.

The Trojans went for the 2-point conversion and were successful as Cook hit Bryce Schmaltz on a pass out in the flats to make the score 14-0 Barnesville/Rothsay. The defense then held the Tigers again on a fourth down play and again secured the ball for the offense. The offense responded with a long drive that took only seven plays and ended with a Spencer Cook touchdown run of three yards. The extra point was not good and the score was 20-0 Trojans. That would remain the score going into half as both teams turned the ball over.

Bryce Schmaltz had a beautiful, drive stopping interception and the Trojan offense stalled on fourth down to go into the half with the score still 20-0.

"I was very pleased with our offense and our run defense, but I was not pleased with the pass defense



PHOTOS BY: KARLA VOLRATH

Trojan captain Bryce Schmaltz prepares to kick the ball during the sweep of Pine River-Backus last week.

up to this point," stated Coach Bryan Strand. "At halftime, the coaches made a few adjustments and told the kids they needed to do a better job in the second half and I thought they responded well."

The Tigers started with the ball and put together a nice little drive that was finally halted by the Trojan defense on downs. The Trojans mounted a time consuming, rushing drive as Jake Grosz, Adam Rice, Zach Hochhalter and Schmaltz ran the ball through the Tiger defense. Grosz scored from three yards out and Schmaltz added the extra point making the score 27-0 Trojans.

The defense again held the Tigers and forced another punt. It took only two plays to score as Adam Rice broke free to score a touchdown from 45 yards out. The Schmaltz PAT was good and now the score was 34-0.

The fourth quarter was much like the first three quarters for both teams. The Trojan offense put together one final drive with the help of Zach Butz and Austin Martz. Cook hit Butz for a 13 yard pickup on first down and then the offense went back

to the run.

Hochhalter, Grosz and Martz led the rushing attack as Hochhalter scored from five yards out. The PAT was no good and now Barnesville/Rothsay led 40-0.

With the substitutions continuing throughout the fourth quarter, Pine River-Backus tried a trick play that was snuffed out by reserve, sophomore quarterback, defensive back, Brady Solum. PR-B tried a half-back pass on fourth down that Solum read perfectly. The ball was slightly overthrown and Solum intercepted the ball and used his speed to take it to the house. The 21 yard interception return ended the scoring and the game with a final score of 46-0 Trojans.

"Overall, I was very happy to get the win on Parent's night! I felt that we played great against the run and brought pressure on the pass a few times, but would like to see us improve in this area going into the playoffs," said Strand. "Spencer Cook had another great game for us and Adam Rice had his best game of the year, gaining 104 yards on



Brady Solum, #3, craddles the ball closely during the domination of Pine River-Backus. The Trojans will face the Frazee Hornets on Tuesday in first round play off action. The kick off is set for 6:00 p.m. at the Barnesville Athletic Field.

the ground. Defensively we had two interceptions giving the team 13 for the year. This is only one interception off the school record. Next up is Frazee on Tuesday night. They have great team speed and we will have to be at the top of our game to beat them. We played them earlier in the year and beat them, but since then, they have won five consecutive games. They will be coming in here with a lot of confidence so we will have to have a great week of practice to prepare for them," stated Strand.

Statistical leaders for the game were Adam Rice with 104 yards on seven carries and one touchdown.

Jake Grosz added 85 yards on 11 carries and two touchdowns, while Bryce Schmaltz had 81 yards on seven carries. Spencer Cook was eight of 11 for 112 yards passing and one touchdown. Alec Albright led the team with three catches for 45 yards and one touchdown while Zach Butth had two catches for 53 yards. Overall, the Trojans had 326 yards rushing on 43 carries and 438 total yards of offense for the night.

Defensively, the Trojans held the Tigers to -20 yards rushing for the night. They did manage to gain 156 yards passing for a total of 136 total yards of offense. The Trojans had

six sacks and four takeaways on the night as well. Statistical leaders on defense included Corey Praska who led the team with 29 defensive points. He had one sack, six total tackles and three tackles for loss. Leland Volrath was the next highest with 26 points. He had nine total tackles. Zach Butth and Jake Grosz also had good games on defense as they scored 21 and 20 points respectively.

The Trojans are now 6-2 overall and 6-1 in the Northern Plains Conference. The team will play the Frazee Hornets in a first round playoff game on Tuesday night at 6:00 p.m. in Barnesville, at the Athletic Complex.

## Offensive Stats vs Pine River Backus

<b>RUSHING</b>	<b>Attempts</b>	<b>Yards</b>	<b>Average per rush</b>	<b>fumbles</b>	<b>Touchdowns</b>
Bryce Schmaltz	7	81	11.6		
Jake Grosz	11	85	7.7		2
Zach Hochhalter	10	52	5.2		1
Adam Rice	7	104	14.9		1
Spencer Cook	6	-4	-0.7		1
Corey Praska					
Jake Bashor					
Jordan Story					
Austin Martz	2	8	4.0		
Colby Braton					
Robbie Strand					

Total yards      43      326      7.6

<b>Scoring</b>	<b>Touchdown</b>	<b>2pt Conv.</b>	<b>Xtra-pt</b>	<b>Field Goal</b>	<b>Total Points</b>
Bryce Schmaltz		1	2		4
Jake Grosz	2				12
Zach Hochhalter	1				6
Adam Rice	1				6
Zach Buth					0
Spencer Cook	1				6
Alec Albright	1				6
Austin Martz					0
Jon Wellnitz					0
Brady Solum	1				6

<b>PASSING</b>	<b>Attempts</b>	<b>Completions</b>	<b>Yards</b>	<b>Average Per Pass</b>	<b>Touchdowns</b>	<b>Interceptions</b>	<b>% Completed</b>
Spencer Cook	11	8	112	14.0	1	0	72.7%
Brady Solum							

<b>RECEIVING</b>	<b>Receptions</b>	<b>Yards</b>	<b>Avg. Per Catch</b>	<b>Touchdowns</b>
Zach Buth	2	53	26.5	
Alec Albright	3	45	15.0	1
Jake Grosz	1	3	3.0	
Zach Hochhalter	1	4	4.0	
Bryce Schmaltz				
Adam Rice	1	7	7.0	

<b>KICKING</b>	<b>Type of Kick</b>	<b>Attempts</b>	<b>Yards</b>	<b>Avg. Per Kick</b>
Jake Grosz	Punt	1	38	38.0
Casey Johnson	KO	1	45	45.0
Jordan Story	KO			
Spencer Cook	KO	5	206	41.2
Jake Grosz	KO	1	44	44.0

<b>RETURNS</b>	<b>Number of Returns</b>	<b>Yards</b>	<b>Avg Per Return</b>
----------------	------------------------------	--------------	---------------------------

Adam Rice			
Bryce Schmaltz			
Jake Bashor			
Jordan Rice	1	14	14.0
Zach Hochhalter			
Austin Martz			
Spencer Cook			
Corey Praska			
Jake Grosz			
Matt Walters			

<b>GAME STATS</b>	<b>Trojans</b>	<b>Opponent</b>	<b>Time of Possession</b>	<b>Trojans</b>	<b>Opponent</b>
First Downs	19	8		22:52:00	25:08:00
Rushing	16	3			
Passing	3	5			
Penalty					
Rushing Yards	326	-20			
Passing Yards	112	156			
Total Offense	438	136			
Turnovers	0	4			
Penalties					
Number	6	3			
Yards penalized	55	25			

**Barnesville Rothsay vs. Pine River-Backus**

Name	#	solo Tackles +3	Assisted Tackles +1	Tackle for loss +2	Flipped pass +1	Fumble caused +4	Fumble recovery +3	Int +5	Sack +4	Blocked Kick +5	Tackles on Kick +3	Total Points
Spencer Cook	2		1									1
Brady Solum	3							1				5
Robbie Strand	4											0
Bryce Schmaltz	5*	1			1		1	1				12
Matt Zimmerman	6											0
Colby Braton	9											0
Austin Martz	16											0
Stephen Wellnitz	20											0
Jake Bashor	21											0
Parker Bilden	22											0
Luke Nord	23											0
Jordan Story	27											0
Tyler Jorgenson	30											0
Boone Mahar	32											0
Adam Rice	33			1							2	8
Zach Hochhalter	34		1	1								3
Devin Neulib	40											0
Jacob Grosz	42*	3	6	2	1							20
Hans Poppel	43											0
Leland Volrath	45	4	5								3	26
Mac Tschakert	50											0
Brad Halverson	51											0
Chad Haugrud	52	2		1					1			12
Josh Ullrich	53	1	1	1					1			10
Jordan Rice	54		7	1							1	12
Jake Kletsch	55											0
Cory Amundson	56	1		1					2			13
Brady Johnson	57											0
Cody Mortensen	58											0
Tanner John	59	1		1								5
Andrew Janssen	60											0
Caden Summers	61		1									1
Brad Ellefson	62											0
Matt Walters	63		1									1
Corey Praska	64	2	4	3					1		3	29
Trevor Nelson	65											0
Jordan Kurtz	66											0
Bryan Praska	67											0
Adam Garry	68											0
Richie Stenger	72											0
Casey Johnson	74*		5	1								7
Cody Larson	77											0
Gus Setlemeyer	79											0
John Janssen	80	2	2	1								10
Brett Johnson	81											0
Alec Albright	82*											0
Jon Wellnitz	83	4	1	1								15
Ryan Melkert	84				1							1
Zach Butth	85	3	1	2			1		1			21
Ian Horn	87											0
Andy Stout	88											0
Brady Dokkenbakken	89											0
Totals		24	30	17	3	0	2	2	6	0	9	

# Trojans Buzz Frazee Hornets In Pigskin Playoffs

By: Tracy Hinsz

The Barnesville/Rothsay Trojans opened the 2008 football playoffs against the Frazee Hornets who came in riding high on a five game winning streak. The Trojans had beaten the Hornets earlier in the year by the score of 46-21 but knew they were going to be seeing a different team. Barnesville/Rothsay would not let that bother them though as they took it to the Hornets winning 48-18.

The first quarter started out a little slow as both teams played tough defense forcing the other team to punt or lose the ball on downs. Late in the quarter, the Trojans freshman running back, Adam Rice broke a scoreless tie with a beautiful 32-yard touchdown run. The extra point was no good and Barnesville/Rothsay led 6-0 after one quarter.

The second quarter was all Trojans as they scored 29 points thanks to their strong running game. First, Zach Hochhalter scored on a 10 yard run. Quarterback, Spencer Cook scored the two-point conversion to make the score 14-0 Trojans. Next up was Bryce Schmaltz who scored on a 54 yard run. He also kicked the extra point to make the score 21-0.

After the defense was able to get the ball back to the offense, they went on a scoring drive that was ended by Cook with a five yard touchdown run. Schmaltz scored on the two-point conversion and the score was 29-0. Frazee finally got on the scoreboard thanks to sloppy tackling and a little luck. The Trojan defense forced another punt that the Hornets decided to fake. The play was all but dead when Brower broke free and outraced the rest of the team for a 57-yard touchdown. Extra point was no good and the score was



FRAZEE GAME PHOTO  
BY: KARLA VOLRATH

Runningback #5 Bryce Schmaltz carries the ball as #60 Andrew Janssen, #53 Josh Ullrich and #56 Cory Amundson hold the Frazee

29-6 Trojans. The Trojans then got the ball back and drove it down the field. Cook scored again from 8 yards out and the team went into the half leading 35-6.

The Trojans managed two more touchdowns in the third quarter. One from Adam Rice and the other from left guard turned fullback Corey Praska who scored from nine yards out. The score going into the fourth quarter was 48-6 Trojans. The fourth quarter saw extensive action for the reserves of the Trojans. All the players who dressed were able to play. The Hornets managed to get two touchdowns as they played their starters to make the final score 48-18 Barnesville/Rothsay.

Statistical leaders for the game were Bryce Schmaltz who had 98 yards on six carries with two touchdowns. Adam Rice had 82 yards on eight carries with two touchdowns. Zach Hochhalter added 41 yards on six carries with one

TD and Jacob Bashor had 51 yards rushing on seven carries. Spencer Cook went 5-10 for 86 yards passing.

Receiving leaders were Zach Butth who had one catch for 19 yards. Jake Grosz who had one catch for 23 yards. Adam Rice one catch for 32 yards and Bryce Schmaltz who had two catches for 12 yards.

As a team, the Trojans accumulated 301 yards rushing on 37 carries and 86 yards passing for a total of 387 yards of offense. The Hornets finished with 218 total yards for the night.

"We played very well and moved the ball with confidence. Our defensive scheme was excellent and we were able to be physical with them. They had 75 total yards going into the fourth quarter, 57 of which came on a fake punt. We were able to sub freely in the fourth quarter letting a lot of our underclassman earn some valuable playing time," stated Coach Bryan Strand.



## Offensive Stats vs Frazee Playoffs

<b>RUSHING</b>	<b>Attempts</b>	<b>Yards</b>	<b>Average per rush</b>	<b>fumbles</b>	<b>Touchdowns</b>
Bryce Schmaltz	6	98	16.3		2
Jake Grosz	3	6	2.0		
Zach Hochhalter	6	41	6.8		1
Adam Rice	8	82	10.3		2
Spencer Cook	5	8	1.6		1
Corey Praska	2	15	7.5		2
Jake Bashor	7	51	7.3		
Jordan Story	1	1	1.0		
Austin Martz					
Colby Braton					
Robbie Strand					

Total yards 38 302 7.9

<b>Scoring</b>	<b>Touchdown</b>	<b>2pt Conv.</b>	<b>Xtra-pt</b>	<b>Field Goal</b>	<b>Total Points</b>
Bryce Schmaltz	2		2		14
Jake Grosz					0
Zach Hochhalter	1				6
Adam Rice	2				12
Zach Buth					0
Spencer Cook	1	1			8
Alec Albright					0
Austin Martz					0
Jon Wellnitz					0
Brady Solum					0
Jake Bashor		1			2
Corey Praska	1				6

<b>PASSING</b>	<b>Attempts</b>	<b>Completions</b>	<b>Yards</b>	<b>Average Per Pass</b>	<b>Touchdowns</b>	<b>Interceptions</b>	<b>% Completed</b>
Spencer Cook	10	5	86	17.2	0	0	50.0%
Brady Solum							

<b>RECEIVING</b>	<b>Receptions</b>	<b>Yards</b>	<b>Avg. Per Catch</b>	<b>Touchdowns</b>
Zach Buth	1	19	19.0	
Alec Albright				
Jake Grosz	1	23	23.0	
Zach Hochhalter				
Bryce Schmaltz	2	12	6.0	
Adam Rice	1	32	32.0	

<b>KICKING</b>	<b>Type of Kick</b>	<b>Attempts</b>	<b>Yards</b>	<b>Avg. Per Kick</b>
Jake Grosz	Punt	3	119	39.7
Casey Johnson	KO	4	169	42.3
Jordan Story	KO			
Spencer Cook	KO	4	191	47.8
Jake Grosz	KO			

<b>RETURNS</b>	<b>Number of Returns</b>	<b>Yards</b>	<b>Avg Per Return</b>
Adam Rice			
Bryce Schmaltz	3	21	7.0
Jake Bashor			
Jordan Rice			
Zach Hochhalter			
Austin Martz			
Spencer Cook			
Corey Praska			
Jake Grosz			
Matt Walters	1	5	5.0

<b>GAME STATS</b>	<b>Trojans</b>	<b>Opponent</b>	<b>Time of Possession</b>	<b>Trojans</b>	<b>Opponent</b>
First Downs	11	7		20:33:00	27:27:00
Rushing	9	5			
Passing	2	2			
Penalty					
Rushing Yards	333	130			
Passing Yards	54	88			
Total Offense	387	218			
Turnovers	1	2			
Penalties					
Number	2	3			
Yards penalize	10	30			

**Barnesville Rothsay vs. Frazee (playoffs quarterfinals)**

Name	#	solo Tackles +3	Assisted Tackles +1	Tackle for loss +2	Tipped pass +1	Fumble caused +4	Fumble recovery +3	Int +5	Sack +4	Blocked Kick +5	Tackle on Kick +3	Total Points
Spencer Cook	2											0
Brady Solum	3											0
Robbie Strand	4											0
Bryce Schmaltz	5*	3	1	1							1	15
Matt Zimmerman	6											0
Colby Braton	9											0
Austin Martz	15		1									1
Stephen Wellnitz	20											0
Jake Bashor	21											0
Parker Bilden	22											0
Luke Nord	23											0
Jordan Story	27		1									1
Tyler Jorgenson	30											0
Boone Mahar	32											0
Adam Rice	33		3								3	12
Zach Hochhalter	34		2			1						6
Devin Neulib	40											0
Jacob Grosz	42*	4	3	2								19
Hans Peppel	43											0
Leland Volrath	45	2	5	1							1	16
Mac Tschakert	50											0
Brad Halverson	51											0
Chad Haugrud	52	3	1	2		1						18
Josh Ullrich	53		2								1	5
Jordan Rice	54	2	6				1				3	23
Jake Kletsch	56		1									1
Cory Amundson	56	2										6
Brady Johnson	57											0
Cody Mortensen	58											0
Tanner John	59											0
Andrew Janssen	60											0
Caden Summers	61											0
Brad Ellefson	62											0
Matt Walters	63											0
Corey Praska	64	3	6	2							2	25
Trevor Nelson	65											0
Jordan Kurtz	66											0
Bryan Praska	67											0
Adam Garry	68											0
Richie Stenger	72											0
Casey Johnson	74*		3	1								5
Cody Larson	77											0
Gus Settemeyer	79											0
John Janssen	80		4									4
Brett Johnson	81											0
Alec Albright	82*											0
Jon Wellnitz	83	1	1									4
Ryan Melkert	84						1					3
Zach Butth	85	1			1							4
Ian Horn	87	1										3
Andy Stout	88											0
Brady Dokkenbakken	89											0
Totals		22	39	9	1	2	2	0	0	0	11	

# Trojans Bounced From Playoffs By PR Vikings

By: Tracy Hinz

The Barnesville/Rothsay Trojans came into the 2008 season with high hopes of taking the next step in their progression as a team. That would mean they would have to get to the Section 8AA championship game.

But, for the third consecutive year, the Pelican Rapids Vikings knocked the Trojans out of the playoffs one game short of their goal with a convincing 42-7 win on Saturday night.

After a couple days of rain, the field was very sloppy meaning footing would be difficult. The first quarter started with the Trojans kicking the ball to the Vikings. With the ball around midfield, Pelican Rapids quarterback, Tydan Storrusten, found a hole on the option play and took it the distance for a quick 7-0 Vikings lead.

The Trojans were unable to muster a drive on their first possession and quickly had to punt. Both teams found the rest of the quarter difficult



PELICAN RAPIDS GAME  
PHOTOS BY JEFF MEYER

Jordan Rice #54 lays on the ground after taking down his opponent to make room for #42 Jacob Grosz as he leaps over his teammate for the play. Casey Johnson #74 brings up the rear.



Cory Amundson and Corey Preska are pumped up for the game as they come out on the field on Saturdays Playoff game.

to reach the end zone thus the score after one quarter was Pelican Rapids 7 Barnesville/Rothsay 0.

The second quarter saw Storrusten do some damage again as he hooked up with Andrew Sorum on a beautiful 53 yard touchdown pass. The play was perfect because cornerback, Jon Wellnitz had very tight coverage and yet somehow the ball dropped into Sorum's hands as Wellnitz went to the ground and now the Vikings had a 14-0 lead.

Barnesville/Rothsay came right back with an impressive drive as running back, Jake Grosz scored from four yards out. With the extra point good, the Trojans now trailed only 14-7. But late in the half, Storrusten scored on a one yard touchdown run making the score 21-7 at mid-point.

If there was any hope for the Trojans in the second half, they needed to get the ball and score quickly. Unfortunately, that did not happen. When the Vikings got the ball they scored a touchdown on a 47-yard run from Matthew Haugen to make the score 28-7. The Trojans

could not get any closer to scoring as the Vikings continued to stop their offense.

Meanwhile, the Vikings continued to score touchdowns when they got the ball. Storrusten scored on another long touchdown run and then hooked up with Matthew Skow-Anderson on a 32-yard touchdown pass to make the score 42-7. This would be the final score as both teams finished the games playing their reserves.

"The field was very messy which we hoped would play into our hands. Pelican Rapids played a very physical game and were able to win decisively," stated Coach Bryan Strand. "They have 17 seniors and have played together for a long time. They have probably the best player in the area in Tydan Storrusten who played a phenomenal game. He accounted for over 75 percent of their total yards. He finished with 210 yards rushing on 19 carries. He also had 185 yards passing. Even when we seemed to have great coverage on his receivers, he was able to complete a pass which kept some drives alive. He is a very

talented player."

Statistical leaders for the game were Jake Grosz who had 49 yards on eight carries and the lone touchdown. Adam Rice had 42 yards on five carries and Zach Hochhalter had 26 yards on eight carries. Spencer Cook finished 7-13 for 62 yards passing and had 20 yards rushing on six carries. Receiving leaders were Jake Grosz with five catches for 33 yards, while Alec Albright added one catch for 25 yards and Bryce Schmaltz had

one catch for four yards.

Team totals included 148 yards rushing and 62 yards passing for a total of 210 total yards. Pelican Rapids finished with 360 yards rushing and 123 passing for 483 total yards. They had 16 first downs to Barnesville/Rothsay's seven. Both teams had one turnover for the game.

"The team had another nice year ending at 7-3. They should be proud of what they were able to

accomplish," stated Strand. "The seniors played hard to the final whistle in their last game. The 10 seniors will all be missed next year."

The Trojans finished the year 7-3. They went 6-1 in the Northern Plains Conference and made it to the second round of the playoffs for the second straight year. Thanks for another great year Barnesville/Rothsay Trojans!

## Offensive Stats vs Pelican Rapids

<b>RUSHING</b>	<b>Attempts</b>	<b>Yards</b>	<b>Average per rush</b>	<b>fumbles</b>	<b>Touchdowns</b>
Bryce Schmaltz	4	7	1.8		
Jake Grosz	8	49	6.1		1
Zach Hochhalter	8	26	3.3		
Adam Rice	5	42	8.4		
Spencer Cook	6	20	3.3		
Corey Praska					
Jake Bashor	1	4	4.0		
Jordan Story					
Austin Martz					
Colby Breton					
Robbie Strand					

Total yards 32 148 4.6

<b>Scoring</b>	<b>Touchdown</b>	<b>2pt Conv.</b>	<b>Xtra-pt</b>	<b>Field Goal</b>	<b>Total Points</b>
Bryce Schmaltz			1		1
Jake Grosz	1				6
Zach Hochhalter					0
Adam Rice					0
Zach Buth					0
Spencer Cook					0
Alec Albright					0
Austin Martz					0
Jon Wellnitz					0
Brady Solum					0
Jake Bashor					0
Corey Praska					0

<b>PASSING</b>	<b>Attempts</b>	<b>Completions</b>	<b>Yards</b>	<b>Average Per Pass</b>	<b>Touchdowns</b>	<b>Interceptions</b>	<b>% Completed</b>
Spencer Cook	13	7	62	8.9	0	1	53.8%
Brady Solum							

<b>RECEIVING</b>	<b>Receptions</b>	<b>Yards</b>	<b>Avg. Per Catch</b>	<b>Touchdowns</b>
Zach Buth				
Alec Albright	1	25	25.0	
Jake Grosz	5	33	6.6	
Zach Hochhalter				
Bryce Schmaltz	1	4	4.0	
Adam Rice				

<b>KICKING</b>	<b>Type of Kick</b>	<b>Attempts</b>	<b>Yards</b>	<b>Avg. Per Kick</b>
Jake Grosz	Punt	5	148	29.6
Casey Johnson	KO	2	60	30.0
Jordan Story	KO			#DIV/0!
Spencer Cook	KO			#DIV/0!
Jake Grosz	KO			#DIV/0!

<b>RETURNS</b>	<b>Number of Returns</b>	<b>Yards</b>	<b>Avg Per Return</b>
Adam Rice	4	56	14.0
Bryce Schmaltz			
Jake Bashor			
Jordan Rice			
Zach Hochhalter			
Austin Martz			
Spencer Cook			
Corey Praska	1	11	11.0
Jake Grosz	1	20	20.0
Matt Walters			

<b>GAME STATS</b>	<b>Trojans</b>	<b>Opponent</b>	<b>Time of Possession</b>	<b>Trojans</b>	<b>Opponent</b>
First Downs	7	16			
Rushing	6	11		21:33:00	26:27:00
Passing	1	5			
Penalty					
Rushing Yards	148	360			
Passing Yards	62	123			
Total Offense	210	483			
Turnovers	2	1			
Penalties					
Number	2	12			
Yards penalized	10	105			

**Barnesville Rothsay vs. Pelican Rapids - Section Semifinals**

Name	#	Solo Tackles +3	Assisted Tackles +1	Tackle for loss +2	Tipped pass +1	Fumble caused +4	Fumble recovery +3	Int +5	Sack +4	Blocked Kick +5	Tackle on Kick +3	Total Points
Spencer Cook	2	3	4									13
Brady Solum	3											0
Robbie Strand	4											0
Bryce Schmaltz	5*	2	3									9
Matt Zimmerman	6											0
Colby Braton	9											0
Austin Martz	15											0
Stephen Wellnitz	20											0
Jake Bashor	21											0
Parker Bilden	22											0
Luke Nord	23											0
Jordan Story	27											0
Tyler Jorgenson	30											0
Boone Mahar	32											0
Adam Rice	33	2										6
Zach Hochhalter	34	2	4									10
Devin Neulib	40											0
Jacob Grosz	42*	2	4			1					1	17
Hans Peppel	43											0
Leland Volrath	45	3	3									12
Mac Tschakert	50											0
Brad Halverson	51											0
Chad Haugrud	52		2									2
Josh Ullrich	53		1									1
Jordan Rice	54	2	2									8
Jake Kleisch	55											0
Cory Amundson	56		2				1					5
Brady Johnson	57											0
Cody Mortensen	58											0
Tanner John	59											0
Andrew Janssen	60		1									1
Caden Summers	61											0
Brad Ellefson	62											0
Matt Walters	63											0
Corey Praska	64	4	2								1	17
Trevor Nelson	65											0
Jordan Kurtz	66											0
Bryan Praska	67											0
Adam Garry	68											0
Richie Stenger	72											0
Casey Johnson	74*		2									2
Cody Larson	77											0
Gus Settlemyer	79											0
John Janssen	80	3	3	1					1			18
Brett Johnson	81											0
Alec Albright	82*											0
Jon Wellnitz	83	2	2								1	11
Ryan Melkert	84		1									1
Zach Buth	85	5			2							17
Ian Horn	87											0
Andy Stout	88											0
Brady Dokkenbakken	89											0
<b>Totals</b>		<b>30</b>	<b>36</b>	<b>1</b>	<b>2</b>	<b>1</b>	<b>1</b>	<b>0</b>	<b>1</b>	<b>0</b>	<b>3</b>	

## Season Totals

<b>RUSHING</b>	<i>Attempts</i>	<i>Yards</i>	<i>Average per rush</i>	<i>fumbles</i>	<i>Touchdowns</i>
Bryce Schmaltz	63	601	9.5	3	8
Jake Grosz	90	631	7.0	1	11
Zach Hochhalter	91	714	7.8	1	11
Adam Rice	61	445	7.3	4	4
Spencer Cook	66	209	3.2	4	7
Corey Praska	10	49	4.9	0	2
Jake Bashor	19	135	7.1	2	0
Jordan Story	6	9	1.5	0	0
Austin Martz	9	39	4.3	0	1
Colby Braton	10	31	3.1	2	0
Robbie Strand	2	1	0.5	1	0

Total yards                      427                      2864                      6.7

<b>Scoring</b>	<i>Touchdown</i>	<i>2pt Conv.</i>	<i>Xtra-pt</i>	<i>Field Goal</i>	<i>Total Points</i>
Bryce Schmaltz	9	1	20	0	76
Jake Grosz	12	1	0	0	74
Zach Hochhalter	11	1	0	0	68
Adam Rice	4	0	0	0	24
Zach Butth	2	1	0	0	14
Spencer Cook	7	1	0	0	44
Alec Albright	1	0	0	0	6
Austin Martz	1	0	0	0	6
Jon Wellnitz	1	0	0	0	6
Brady Solum	1	0	0	0	6
Jake Bashor	0	1	0	0	2
Corey Praska	1	0	0	0	6

<b>PASSING</b>	<i>Attempts</i>	<i>Completions</i>	<i>Yards</i>	<i>Average Per Pass</i>	<i>Touchdowns</i>	<i>Interceptions</i>	<i>% Completed</i>
Spencer Cook	83	49	698	14.2	4	7	59.0%
Brady Solum	1	0	0				

<b>RECEIVING</b>	<i>Receptions</i>	<i>Yards</i>	<i>Avg. Per Catch</i>	<i>Touchdowns</i>
Zach Butth	9	163	18.1	1
Alec Albright	7	126	18.0	1
Jake Grosz	19	231	12.2	1
Zach Hochhalter	2	6	3.0	0
Bryce Schmaltz	9	128	14.2	1
Adam Rice	3	44	14.7	0

<b>KICKING</b>	<i>Type of Kick</i>	<i>Attempts</i>	<i>Yards</i>	<i>Avg. Per Kick</i>
Jake Grosz	Punt	22	779	35.4
Casey Johnson	KO	41	1699	41.4
Jordan Story	KO	3	125	41.7
Spencer Cook	KO	14	620	44.3
Jake Grosz	KO	1	44	44.0

<b>RETURNS</b>	<i>Number of Returns</i>	<i>Yards</i>	<i>Avg Per Return</i>
Adam Rice	12	193	16.1
Bryce Schmaltz	14	223	15.9
Jake Bashor	5	19	3.8
Jordan Rice	3	35	11.7
Zach Hochhalter	2	25	12.5
Austin Martz	1	20	20.0
Spencer Cook	1	3	3.0
Corey Praska	4	49	12.3
Jake Grosz	2	42	21.0
Matt Walters	2	8	4.0

<b>GAME STATS</b>	<i>Trojans</i>	<i>Opponent</i>	<i>Time of Possession</i>	<i>Trojans</i>	<i>Opponent</i>
First Downs	145	80			
Rushing	123	56		245:00:00	235:00:00
Passing	21	23			
Penalty	1	1			
Rushing Yards	2895	1882			
Passing Yards	664	852			
Total Offense	3559	2534			
Turnovers	26	24			
Penalties	0	0			
Number	46	52			
Yards penalized	333	405.5			

## SEASON TOTALS RECORD 7-3

Name	#	Solo Tackles +3	Assisted Tackles +1	Tackle for loss +2	Tipped pass +1	Fumble caused +4	Fumble recovery +3	Int +5	Sack +4	Blocked Kick +5	Tackles on Kick +3	Total Points
Spencer Cook	2	16	17	0	2	0	1	0	0	0	0	67
Brady Solum	3	0	0	0	0	0	0	1	0	0	0	5
Robbie Strand	4	0	0	0	0	0	0	0	0	0	0	0
Bryce Schmaltz	5*	10	14	2	4	0	1	3	0	0	3	79
Matt Zimmerman	6	0	0	0	0	0	0	0	0	0	0	0
Colby Braton	9	0	0	0	0	0	0	0	0	0	0	0
Austin Martz	15	1	5	0	1	0	0	1	0	0	2	20
Stephen Wellnitz	20	0	0	0	0	0	0	0	0	0	0	0
Jake Bashor	21	1	0	0	0	0	0	0	0	0	0	3
Parker Bilden	22	0	0	0	0	0	0	0	0	0	0	0
Luke Nord	23	0	0	0	0	0	0	0	0	0	0	0
Jordan Story	27	0	2	0	0	0	0	0	0	0	0	2
Tyler Jorgenson	30	0	0	0	0	0	0	0	0	0	0	0
Boone Mahar	32	0	1	0	1	0	0	1	0	0	0	7
Adam Rice	33	6	3	1	1	0	0	2	0	0	7	55
Zach Hochhalter	34	18	18	3	0	1	1	0	0	0	3	94
Devin Neulib	40	0	0	0	0	0	0	0	0	0	0	0
Jacob Grosz	42*	33	37	16	4	2	0	0	2.5	1	3	204
Hans Peppel	43	0	0	0	1	0	0	0	0	0	0	1
Leland Volrath	45	18	29	5	2	0	1	1	2	0	5	126
Mac Tschakert	50	0	0	0	0	0	0	0	0	0	0	0
Brad Halverson	51	0	3	1	0	0	0	0	0	0	3	14
Chad Haugrud	52	10	11	10	0	2	0	0	3	0	0	81
Josh Ullrich	53	8	19	3	1	1	1	0	1	0	5	76
Jordan Rice	54	20	44	12	0	1	1	0	4.5	0	11	188
Jake Kletsch	55	1	4	0	0	0	0	0	0	0	0	7
Cory Amundson	56	3	5	1	0	1	1	0	2	0	2	37
Brady Johnson	57	0	0	0	0	0	0	0	0	0	0	0
Cody Mortensen	58	0	2	0	0	0	0	0	0	0	0	2
Tanner John	59	1	1	1	0	0	0	0	0	0	0	6
Andrew Janssen	60	0	3	0	0	0	0	0	0	0	0	3
Caden Summers	61	0	1	0	0	0	0	0	0	0	0	1
Brad Ellefson	62	0	0	0	0	0	1	0	0	0	0	3
Matt Walters	63	1	7	1	0	0	0	0	0	0	1	15
Corey Praska	64	26	42	13	1	0	0	0	2.5	0	6	181
Trevor Nelson	65	0	0	0	0	0	0	0	0	0	0	0
Jordan Kurtz	66	0	0	0	0	0	0	0	0	0	0	0
Bryan Praska	67	0	0	0	0	0	0	0	0	0	0	0
Adam Garry	68	0	0	0	0	0	0	0	0	0	0	0
Richie Stenger	72	3	6	0	0	0	0	0	0	0	1	18
Casey Johnson	74*	4	26	6	1	0	0	0	2.5	0	2	64
Cody Larson	77	0	0	0	0	0	0	0	0	0	0	0
Gus Settlemyer	79	0	0	0	0	0	0	0	0	0	0	0
John Janssen	80	11	21	8	0	2	1	1	1.5	0	1	95
Brett Johnson	81	0	0	0	0	0	0	0	0	0	0	0
Alec Albright	82*	1	2	1	0	0	0	0	1	0	0	11
Jon Wellnitz	83	16	22	2	2	1	1	1	0.5	0	8	114
Ryan Melkert	84	6	5	2	1	0	1	0	0	0	4	48
Zach Buth	85	16	12	2	5	0	1	3	1	0	1	94
Ian Horn	87	1	2	0	0	0	0	0	0	0	0	5
Andy Stout	88	2	3	1	0	1	0	0	1	0	2	25
Brady Dokkenbakken	89	0	0	0	0	0	0	0	0	0	0	0
Totals		232	366	90	27	12	12	14	25	1	72	



## NORTHERN PLAINS ALL-CONFERENCE

### BIG SCHOOLS

<u>Name</u>	<u>Position</u>	<u>HT</u>	<u>WT</u>	<u>YEAR</u>	<u>TEAM</u>
Beau Sorenson	QB	6'5"	189	SR	Hawley
Matt Guida	LB/TE	6'0"	212	SR	Hawley
Nathan Mattson	TB	5'9"	170	JR	Hawley
Brock Bjornson	C/DE	5'10"	205	SR	Hawley
Jared Peters	G/DE	6'2"	215	SR	Hawley
Erik Rosenfeldt	OT/DT	6'3"	255	JR	Hawley
Marc Pritchard	W/LB	5'9"	180	SR	Hawley
Jacob Grosz	FB/LB	5'9"	170	JR	Barnesville-Rothsay
Spencer Cook	QB/DB	6'0"	165	JR	Barnesville-Rothsay
Corey Praska	OL/LB	6'0"	210	SR	Barnesville-Rothsay
Bryce Schmaltz	RB/DB	5'8"	140	SR	Barnesville-Rothsay
Chad Haugrud	OL/DE	6'0"	200	SR	Barnesville-Rothsay
Zach Hochhalter	RB/LB	5'10"	165	SO	Barnesville-Rothsay
Mike Galbrecht	OL/DL	5'11"	200	SR	Frazee
Nick Brower	WR/S	6'0"	165	SR	Frazee
Nathan Bellefeuille	WR/DB	6'3"	180	SR	Frazee
Hunter Graham	OL/DE	6'0"	180	SR	Frazee
Andrew Kraft	RB/LB	6'2"	245	SR	Lake of the Woods
Jalen Stay	G/LB	5'9"	170	SR	Lake of the Woods
Marcellis Sontowski	OT/DT	5'10"	220	JR	Lake of the Woods
Cody Hasbargen	E/S	6'1"	180	SR	Lake of the Woods
Shae Pepera	QB/DB	5'10"	165	JR	Lake of the Woods
Glen Abbott	RB/S	6'0"	185	SR	Pine River-Backus
Mitch Kline	TE/LB	6'1"	180	JR	Pine River-Backus
Taylor Knight	QB/LB	5'8"	145	SR	Walker-H-A
Daniel Nelson	G/LB	5'8"	160	SR	Walker-H-A
Daniel Lissick	T/DE	6'4"	180	SR	Walker-H-A
Ryan Tjepkes	RB/DE	5'10"	160	SR	Blackduck
Brandon Klug	G/DE	5'11"	165	SR	Blackduck
Jake Anderson	FB/LB	6'0"	250	SR	Bagley

### Conference Awards

**Jerry Sonic Most Valuable Offensive Linemen**--Brock Bjornson, Hawley

**Most Valuable Defensive Lineman**--Erik Rosenfeldt, Hawley

**L.E. Dreschel Offensive Player of the Year**--Nathan Mattson, Hawley

**Defensive Player of the Year**--Andrew Kraft, Lake of the Woods

**Ron Stark Most Valuable Special Teams Player**--Thomas Klinger, Walker-H-A

**Phil Beving Coach of the Year**--Bryan Strand, Barnesville-Rothsay

### **Honorable Mention All-Con.**

<b><u>NAME</u></b>	<b><u>YR</u></b>	<b><u>TEAM</u></b>
Taylor Harms	JR	Hawley
Tyler Haugtvedt	JR	Hawley
Kevin Olson	SO	Hawley
Zach Buth	JR	B-R
Cory Amundson	JR	B-R
Alec Albright	SR	B-R
Jesse Shipman	SR	Frazee
Skyler Jackson	SR	Frazee
Mike Moltzan	SO	Frazee
Josh Smart	SR	LOW
Chris Flores	JR	LOW
Alex Lyon	SO	LOW
Levi Allen	JR	PRB
Andy Davidson	JR	PRB
Ben Kline	SR	PRB
Gabe Grimley	JR	W-H-A
TJ Knowles	SR	W-H-A
Thomas Klinger	SR	W-H-A
Bob Petho	SR	Blackduck
Kyle Goodwin	SR	Blackduck
Dustin Hanson	SR	Bagley
Mike Thorson	SR	Bagley
Eric Fasthorse	SR	Bagley



# 2008 NORTHERN PLAINS FOOTBALL STATS--FINAL

## Big Schools

Bagley not reporting week 5, 6, 7, and 8 stats.

Team	TEAM RECORDS CONFERENCE					Overall		TEAM YARDAGE					TOTAL YDS	
	W	L	Pct	PF	PA	W	L	Team	RUSHING	PASSING	Gain	Allow	Gain	Allow
Hawley	7	0	1.000	499	40	8	0	Hawley	3450	613	788	239	4238	852
Barnesville-Rothsay	6	1	0.857	279	145	6	2	Barnesville-Rothsay	2414	1192	550	639	2964	1831
Frazee	5	2	0.714	197	161	5	3	Frazee	2174	1358	406	681	2580	2039
Lake of the Woods	4	3	0.571	127	192	4	4	LOW	955	1439	825	734	1780	2173
Pine River-Backus	2	5	0.286	120	206	3	5	Pine River-Backus	1138	1699	610	481	1748	2180
Walker-H-A	2	5	0.286	106	199	2	6	WHA	1247	1951	351	356	1598	2307
Blackduck	1	6	0.143	60	277	1	7	Blackduck	777	2415	462	385	1239	2800
Bagley	0	7	0.000	26	287	0	8	Bagley	358	1219	307	596	665	1815

## SCORING

Name	Team	TD	PAT-1	PAT-2	FG	Safety	Pts
Nathan Mattson	Hawley	24	0	2	0	0	148
Kevin Olson	Hawley	13	0	1	0	0	80
Jake Grosz	B-R	11	0	1	0	1	70
Steven Hukriede	Hawley	6	25	1	0	0	63
Zach Hochhalter	B-R	10	0	1	0	0	62
Bryce Schmalitz	B-R	7	17	1	0	0	61
Glen Abbott	PRB	9	0	0	0	0	54
Andrew Kraft	LOW	7	0	0	0	0	42
Nick Brower	Frazee	7	0	0	0	0	42
Skyler Jackson	Frazee	7	0	0	0	0	42

## RUSHING

Name	Team	Atts	Yds	Ave	Long	TD
Nathan Mattson	Hawley	68	1148	16.9	93	22
Kevin Olson	Hawley	56	785	14.0	67	13
Skyler Jackson	Frazee	117	784	6.7	85	6
Gabe Grimley	WHA	111	776	7.0	63	5
Glen Abbott	PRB	133	711	5.3	59	9
Zach Hochhalter	B-R	77	647	8.4	46	10
Jake Grosz	B-R	79	576	7.3	24	10
Bryce Schmalitz	B-R	53	496	9.4	59	6
Mike Moltzan	Frazee	64	418	6.5	64	4
Brian Fetting	Hawley	34	393	11.6	56	4

## PASSING

Name	Team	Atts	Comp	Pct	Yds	TD	INT	Long	Name	Team	Rec	Yards	Ave	Long	TD
Beau Sorenson	Hawley	38	30	78.9%	652	9	1	80	Cody Hasbargen	LOW	16	313	19.6	65	3
Shae Papera	LOW	68	37	54.4%	589	6	7	61	Mitch Kline	PRB	14	219	15.6	21	0
Ben Kline	PRB	94	43	45.7%	563	3	2	51	Todd Kallroos	Blkdkc	14	178	12.7	55	1
Spencer Cook	B-R	60	37	61.7%	550	4	6	63	Jake Grosz	B-R	14	175	12.5	42	1
Jacob Lien	Blkdkc	122	40	32.8%	451	2	13	26	Thomas Klinger	WHA	11	290	26.4	71	3
Dylan Stender	Frazee	83	34	41.0%	407	8	5	47	Taylor Harms	Hawley	11	279	25.4	80	1
Chris Novak	LOW	27	14	51.9%	294	1	3	54	Andrew Kraft	LOW	10	109	10.9	24	0
Dustin Hanson	Bagley	65	27	41.5%	287	1	3	24	Jake Joy	PRB	9	169	18.8	43	2
Taylor Knight	WHA	45	14	31.1%	276	2	4	46	Nick Brower	Frazee	9	141	15.7	47	3
Taylor Harms	Hawley	6	6	100.0%	136	1	0	35	Josh Smart	LOW	9	112	12.4	46	2

## RECEIVING

KICK RETURNS (Min. 4)												
Name	Team	Ret	Yds	Ave	Long	TD	NAME	Team	ATT	GOOD	PCT	Long
Brian Fetting	Hawley	4	133	33.3	15	1	Thomas Klingler	WHA	5	3	60.0%	31
Brandon Klug	Blkdck	8	194	24.3	37	0	Brandon Klug	Blkdck	4	0	0.0%	0
Ryan Tiepkes	Blkdck	18	383	21.3	40	0	Cody Nunn	Frazee	2	0	0.0%	0
Taylor Knight	WHA	6	120	20.0	30	0						
Todd Kallroos	Blkdck	9	178	19.8	52	0						
Adam Rice	B-R	7	136	19.4	52	0						
Glen Abbott	PRB	12	223	18.6	31	0						
Jesse Shipman	Frazee	4	72	18.0	24	0	Name	Team	Kicks	Yds	Ave	Long
Zach Strandlie	WHA	7	118	16.9	25	0	Brandon Klug	Blkdck	17	872	51.3	56
Gabe Grimley	WHA	5	81	16.2	24	0	Kevin Olson	Hawley	31	1445	46.6	60
							Thomas Klingler	WHA	22	961	43.7	60
PUNT RETURNS (Min. 4)												
Name	Team	Ret	Yds	Ave	Long	TD						
Glen Abbott	PRB	6	130	21.7	31	0	Cody Nunn	Frazee	32	1392	43.5	60
Taylor Hams	Hawley	8	143	17.9	48	1	Spencer Cook	B-R	10	429	42.9	50
Andrew Ulven	Hawley	8	109	13.6	26	1	Casey Johnson	B-R	35	1455	41.6	60
Todd Kallroos	Blkdck	4	49	12.3	19	0	M. Sontowski	LOW	24	959	40.0	60
Matt Viste	Frazee	8	86	10.8	40	0	Patrick Arens	Hawley	42	1623	38.6	55
Bryce Schmaltz	B-R	6	51	8.5	39	0	Glen Abbott	PRB	25	898	35.9	48
Sam Grandbois	Hawley	6	45	7.5	8	0						
Jesse Shipman	Frazee	7	32	4.6	14	0						
Josh Smart	LOW	5	17	3.4	10	0						
XP-KICK												
NAME	Team	ATT	GOOD	PCT								
Thomas Klingler	WHA	14	13	92.9%			M. Sontowski	LOW	22	941	42.8	64
Shae Pepera	LOW	8	7	87.5%			Jake Grosz	B-R	14	512	36.6	43
Cody Nunn	Frazee	23	19	82.6%			Brandon Klug	Blkdck	24	778	32.4	46
Brandon Klug	Blkdck	5	4	80.0%			Blake Demars	PRB	10	308	30.8	37
Steven Hukriede	Hawley	33	25	75.8%			Thomas Klingler	WHA	30	917	30.6	59
Bryce Schmaltz	B-R	27	17	63.0%			Todd Kallroos	Blkdck	5	140	28.0	39
Patrick Arens	Hawley	10	6	60.0%			Cody Nunn	Frazee	25	656	26.2	46
Glen Abbott	PRB	2	0	0.0%			Mike Thorson	Bagley	17	428	25.2	42
							Glen Abbott	PRB	23	553	24.0	57

**INTERCEPTIONS**

Name	Team	No.	Yds.	TD
Zach Butth	B-R	3	54	1
Jalen Stay	LOW	3	50	1
Todd Kallroos	Blkdkc	3	42	0
Bryce Schmaltz	B-R	3	30	0
Cody Hasbargen	LOW	3	25	0
Matt Guida	Hawley	2	29	0
Glen Abbott	PRB	2	16	0
Jesse Shipman	Frazee	2	7	0
Matt Viste	Frazee	2	6	0
Sam Grandbois	Hawley	2	6	0
Aaron Schenck	Hawley	2	5	0
Andrew Kraft	LOW	2	2	0
Adam Rice	B-R	2	0	0
Skyler Jackson	Frazee	1	47	0
Eric Rosenfeldt	Hawley	1	42	1
Andrew Regnier	Hawley	1	37	1
Kevin Olson	Hawley	1	25	0
Brady Solum	B-R	1	18	1
Jon Wellnitz	B-R	1	15	0
Nick Brower	Frazee	1	6	0
Boone Hahar	B-R	1	5	0
Dustin Hanson	Bagley	1	5	0
Marc Pritchard	Hawley	1	5	0
Leland Volrath	B-R	1	4	0
Multiple Players		1	0	0

**FUMBLE RECOVERIES**

Name	Team	No.
Ryan Tjepkes	Blkdkc	4
Andrew Davidson	PRB	3
AJ Bassamore	WHA	2
Ben Kline	PRB	2
Brandon Klug	Blkdkc	2
Charles Rice	WHA	2
Daniel Nelson	WHA	2
Jesse Shipman	Frazee	2
Mike Moltzan	Frazee	2
Taylor Knight	WHA	2
Many Players		1

**TACKLES**

Name	Team	Pts.
Daniel Nelson	WHA	82.5
Ryan Tjepkes	Blkdkc	69
Mike Moltzan	Frazee	57
Brandon Klug	Blkdkc	54.5
Nathan Bellefeuille	Frazee	46.5
Mark Binkley	Blkdkc	46
Andrew Kraft	LOW	44.5
Jake Grosz	B-R	40.5
Jake Anderson	Bagley	40.08
Erik Rosenfeldt	Hawley	40
Levi Allen	PRB	38
M. Sontowski	LOW	37.5
Marc Pritchard	Hawley	37.5
Matt Guida	Hawley	37.5
Nick Brower	Frazee	36.5
Corey Praska	B-R	36
Blake Demars	PRB	34.5
Jordan Rice	B-R	34.5
Andrew Regnier	Hawley	34
Cody Hasbargen	LOW	34
Jalen Stay	LOW	34
TJ Knowles	WHA	34
Brock Bjornson	Hawley	33.5
Cody Nunn	Frazee	31
Taylor Knight	WHA	30.5
Mitch Kline	PRB	30
Nick Andreas	Blkdkc	29.5
Tony Hoffman	Blkdkc	29.5
Andy Davidson	PRB	29
Danny Lissick	WHA	29
Tyler Haugtvedt	Hawley	29
Hunter Graham	Frazee	27.5
Bob Petko	Blkdkc	26.5
Brantley Gram	Hawley	26
Jared Peters	Hawley	25
Adlore Leger	WHA	24.5
Jared Orbumsen	WHA	24
Jordan Lee	Hawley	24
Leland Volrath	B-R	24

**TURNOVERS**

Team	Take.	Give.	+/-
Hawley	21	12	9
Frazee	19	16	3
B-R	18	21	-3
Walker-H-A	17	21	-4
Pine River Backus	10	14	-4
LOW	15	20	-5
Blackduck	15	20	-5
Bagley	6	12	-6

NOTE: Tackles are calculated by 1 point for a solo tackle and .5 points for a assisted tackle. Sacks and Tackles for loss are included.

# NORTHERN PLAINS CONFERENCE SEASON RECORDS (2008 EDITION)

POINTS SCORED	148	NATHAN MATTSON	HAWLEY	2008
RUSHING YARDS	1148	NATHAN MATTSON	HAWLEY	2008
LONGEST RUN	93	NATHAN MATTSON	HAWLEY	2008
PASS COMPLETION %	78.9%	BEAU SORENSON	HAWLEY	2008
PASSING YARDS	919	BEAU SORENSON	HAWLEY	2007
TD PASSES	11	BEAU SORENSON	HAWLEY	2007
LONGEST PASS PLAY	80	BEAU SORENSON to ADAM OLSON	HAWLEY	2007
	80	BEAU SORENSON to TAYLOR HARMS	HAWLEY	2008
PASS RECEPTIONS	26	JOHN BENNETT	BLKDCK	2007
YARDS RECEIVING	567	RYAN OAS	WAO	2008
TD RECEPTIONS	5	ADAM OLSON	HAWLEY	2007
PUNTING AVERAGE(Min. 5)	42.8	MARSELLAS SONTOWSKI	LOW	2008
LONGEST PUNT	65	GORDAN JACKSON	CLB	2007
KICK-OFF AVERAGE(Min. 5)	51.3	BRANDON KLUG	BLKDCK	2008
PUNT RETURN AVERAGE(Min. 4)	31.2	DUSTIN KISE	F-B	2007
LONGEST PUNT RETURN	85	NATHAN MATTSON	HAWLEY	2007
LONGEST INT RETURN	94	MIKE THORSON	BAGLEY	2007
KICK RETURN AVERAGE(Min.4)	35.8	DUSTIN KISE	F-B	2007
LONGEST KICK-OFF RETURN	98	RYAN OAS	WAO	2007
LONGEST FIELD GOAL	44	ANTHONY LAVOY	MAHNOMEN	2008
MOST FUMBLE RECOVERIES	5	ALLAN DOSTAL	BGMR	2008
MOST PASS INTERCEPTIONS	5	ANDREW LOCKREM	FRAZEE	2007
	5	TANNER PIERCE	BGMR	2007
MOST TACKLE POINTS	82.5	DANIEL NELSON	WHA	2008

TEAM RECORDS

MOST POINTS SCORED-SEASON	499	HAWLEY	2008
FEWEST POINTS ALLOWED	29	HAWLEY	2007
TURNOVER MARGIN	+19	BGMR	2008

NORTHERN PLAINS CHAMPIONS

2007	BIG SCHOOLS	HAWLEY	7-0
	SMALL SCHOOLS	FERTILE-BELTRAMI	7-0
2008	BIG SCHOOLS	HAWLEY	7-0
	SMALL SCHOOLS	WAO	6-1

NORTHERN PLAINS TEAM RECORDS

	W	L
HAWLEY	16	0
FERTILE-BELTRAMI	14	2
BARNESVILLE-ROTHSAY	12	4
LAKE PARK-AUDUBUN	11	5
FOSSTON	9	7
FRAZEE	9	7
MAHNOMEN	9	7
BADGER-GREENBUSH-MIDDLE RIVER	8	8
LAKE OF THE WOODS	8	8
WARREN-ALVARADO-OSLO	8	8
PINE RIVER-BACKUS	7	9
**RED LAKE FALLS	6	2
WALKER-HACKENSACK-AKELEY	3	13
RED LAKE COUNTY	2	5
BAGLEY	2	14
BLACKDUCK	2	14
CASS LAKE-BENA	0	16

\*\*No Longer in Conference

# NORTHERN PLAINS—BIG SCHOOLS 2008 SINGLE GAME HIGHS

## Scoring

Most Points Scored-Team	74	Hawley	
Most TD's-Individual	4	Nathan Mattson	Hawley
Most 1 PT. PATs	6	Steven Hukriede	Hawley
Most 2 PT. PATs	2	Jake Anderson	Bagley
Most Field Goals	1	Thomas Klinger	WHA
Most Points Scored-Individual	24	Nathan Mattson	Hawley

## Rushing

Most Attempts	33	Glen Abbott	PRB
Most Yards	252	Nathan Mattson	Hawley
Longest Run	93	Nathan Mattson	Hawley
100 Yard Games	7	Nathan Mattson	Hawley
	4	Glen Abbott	PRB
	4	Skyler Jackson	Fraze
	3	Kevin Olson	Hawley
	2	Zach Hochhalter	B-R
	1	Adam Rice	B-R
	1	Cody Hasbargen	LOW
	1	Jake Anderson	Bagley
	1	Jake Grosz	B-R
	1	Steven Hukriede	Hawley



### Passing

Most Attempts	30	Dustin Hanson	Bagley
Most Completions	13	Ben Kline	Blackduck
Most Yards	162	Ben Kline	Blackduck
Most Touchdowns	3	Dylan Stender	Frazee
Most Interceptions	4	Jacob Lein	Blackduck
Longest Play	80	Beau Sorenson to Taylor Harms	Hawley

### Receiving

Most Receptions	6	Jake Joy	PRB
Most Yards	115	Jake Joy	PRB
Longest Reception	80	Taylor Harms	Hawley

### Punting

Most Punts	8	Mike Thorson	Bagley
Longest Punt	64	Marsellas Sontowski	LOW

### Kick-Offs

Most Kick-Offs	9	Kevin Olson	Hawley
	9	Patrick Arens	Hawley
Longest Kick-Off	60	Casey Johnson	B-R
	60	Cody Nunn	Frazee
	60	Kevin Olson	Hawley
	60	Marcellas Sontowski	LOW
	60	Thomas Klinger	WHA

**Punt Returns**

<b>Most Returns</b>	<b>4</b>	<b>Andrew Ulven</b>	<b>Hawley</b>
<b>Most Yards</b>	<b>80</b>	<b>Levi Allen</b>	<b>PRB</b>
<b>Longest Return</b>	<b>51</b>	<b>Levi Allen</b>	<b>PRB</b>

**Kick-Off Returns**

<b>Most Returns</b>	<b>7</b>	<b>Ryan Tjepkes</b>	<b>Blackduck</b>
<b>Most Yards</b>	<b>115</b>	<b>Ryan Tjepkes</b>	<b>Blackduck</b>
<b>Longest Return</b>	<b>87</b>	<b>Brian Fetting</b>	<b>Hawley</b>

**BARNESVILLE-ROTHSAY**

**FOOTBALL**

**1991-PRESENT**

**FOOTBALL RECORDS  
INDIVIDUAL/TEAM**

*MAY ALSO BE SEEN ON BARNESVILLE WEB SITE UNDER FOOTBALL*

**TEAM RECORDS**  
Single Season "Offensive" Records

Total Offense:			Old Record
Most Rush/Pass Plays	821	1993	
Most Yards Gained	3,669	2008	3340
Most Yards Gained Per Game	366.9	2008	334
Best Avg. Gain Per Play	8.97	2008	6.2
<b>Rushing:</b>			
Most Rushing Attempts	462	2007	
Most Yards Gained	2,898	2008	2721
Best Avg. Per Rush	6.7	2008	6.1
Best Avg. per Game	289.8	2008	211
Most Rushing Touchdowns	44	2008	30
<b>Passing:</b>			
Most Attempts	174	1997	
Most Completions	87	1997	
Most Yards Gained	1,337	1996	
Most Passing TD's	14	1993, 1998	
Best Avg. per Pass	8	1998	
Best Avg. Per Game	148.5	1998	
Best Completion Pct.	58.3	2008	53.80%
Most Passes Intercepted	14	1993	
<b>Punting:</b>			
Most Punts	39	1997	
Best Avg.	37.8	1998	
<b>Punt Returns:</b>			
Most Returned	17	1993	
Most Return Yards	226	1991	
Best Return Avg.	17.3	1991	
Most Returns for TD	2	1991	
<b>Kicking:</b>			
Most Kickoffs	59	2008	48
Best Avg.	55.2	1995	
<b>Kickoff Returns:</b>			
Most Returned	42	1998	
Most Return Yards	766	1998	
Best Return Average	21.7	1995	
Most Return for TD's	2	1991, 1995	
<b>Miscellaneous:</b>			
Most First Downs	177	1993	
Most First Downs by RUSH	131	2007	
Most First Downs by PASS	61	1996	
Most Penalties	59	1991	
Most Yards Penalized	503	1993	
Most Fumbles	24	1994, 1998	
Most Fumbles Lost	17	1994	
Most Wins	7	1991, 1993, 1994, 2007, 2008	
Most Points per Game Avg.	33.2	2008	26.1
<b>TEAM RECORDS</b>			
Single Season "Defensive" Records			
<b>Total Defense:</b>			
Fewest Pass-Rush plays allowed:	451	1995	(10 games)
Fewest Net Yards Allowed	1,945	1995	(10 games)
Lowest Avg. Yards per game:	194.5	1995	
<b>Rushing Defense:</b>			
Fewest Opponent Rushes	299	2008	351
Fewest Net Yards	1,259	1996	
Lowest Avg. Yards Per Game Allowed	125.9	1995	
<b>Passing Defense:</b>			
Fewest Pass Attempts Allowed	60	1998	
Fewest Completions Allowed	25	1996	
Fewest yards Allowed	361	1996	
Lowest Completion Percentage Allowed	30.10%	1993	
Most Interceptions	14	1998	
Lowest Avg. Yards Per Game Allowed	40.1	1998	
<b>Scoring:</b>			
Fewest Points Allowed:	136	1995	
Fewest Points Per Game	13.6	1995	
<b>Miscellaneous:</b>			
Fewest First Downs Allowed	80	2008	99
Most Opponent Fumbles Recovered:	22	1998	
Most Opponent Penalties	56	1994	
Most Opponent Yards Penalized	426	1994	

# SINGLE GAME OFFENSIVE RECORDS

<b>Total Offense:</b>			<b>Old Record</b>
Most Rush-Pass Plays:	71	vs. Breckenridge, 1995	
Most Yards Gained	592	vs. Bagley 2007	
Best Avg. Gain Per Play:	9.87	vs. Bagley 2007	
Most Rushing TD's	8	vs. Frazee (playoffs) 2008	6
<b>Rushing:</b>			
Most Rushing Attempts	57	vs. Walker, 2006	
Most Rushing Yards	488	vs. Bagley, 2007	
<b>Passing:</b>			
Most Attempts:	30	vs. Breckenridge, 1995	
Most Completions	16	vs. Perham, 1994	
Most Passing Yards:	225	vs Pelican Rapids, 1996	
Most Passes for TD's:	5	vs. Roseau, 1993	
Best Completion Pct. (10+ attempts):	80% (8/10)	vs. Frazee, 1992	
Most Passes Had Intercepted	6	vs. Hawley, 2005	
<b>Scoring:</b>			
Most Points	51	vs. Bagley, 1991	
Most TD's	8	vs. Frazee (playoffs) 2008	6
Most PAT's	7	vs. Roseau, 1003	
<b>Punting:</b>			
Most Punts:	8	vs WCA, 2005	
Most Yards:	256	vs. Benson 1997	
Best Average:	45.3	vs. Breckenridge, 1998	
<b>Miscellaneous:</b>			
Most First Downs:	25	vs Roseau, 1993	
Most First Downs Rushing	19	vs Frazee, 1993	
Most First Downs Passing:	9	vs Walker, 2007	
Most Fumbles:	6	vs D-G-F, 1994	
Most Fumbles Lost:	4	vs. D-G-F, 1994	
Most Penalties:	10	vs. Bagley 1991	
Most Yards Penalized:	95	Perham 1993	

# SINGLE GAME RECORDS

Old Record

<b>Total Defense:</b>		
Fewest Rush-Pass Plays Allowed:	30	vs Roseau, 1995
Fewest Yards Allowed:	70	Vs. Bagley, 1991
		vs. Pelican Rapids ??
		<b>vs. Blackduck, 2008</b>
		<b>vs. Walker, 2008</b>
Fewest first downs allowed:	3	<b>vs. Bagley 2008</b>
<b>Rushing:</b>		
Fewest Rushes Allowed:	18	vs. Frazee, 1993
Fewest Rushing Yards Allowed:	-2	vs. Walker, 2005
<b>Passing:</b>		
		vs. DGF, 1993
		vs. Warroad, 1993
		vs. Roseau, 1995
		vs. Breckenridge, 1996
		vs. Warren, 1998
		vs. Hawley, 2007
Fewest Pass Completions Allowed:	0	
		vs. DGF, 1993
		vs. Warroad, 1993
		vs. Roseau, 1995
		vs. Breckenridge, 1996
		vs. Warren, 1998
		vs. Hawley, 2007
Fewest Passing Yards Allowed:	0	
Most Interceptions	4	<b>vs. Blackduck, 2008</b>
Most Interception Return Yards	70	vs. OTC 1998
<b>Miscellaneous:</b>		
Most Opponent Fumbles:	6	vs Warroad, 1991
Most Opponent Fumbles Recovered:	5	vs. Warroad, 1991

**INDIVIDUAL GAME RECORDS**

<b>Tackles:</b>		
Most Total Tackles:	17	Matt Ness vs Frazee, 1991 Chad Harrison vs Pelican Rapids, 1991
Most Unassisted Tackles	12	Matt Ness vs Frazee, 1991
Most Assisted Tackles:	14	Brian Scheffler vs DGF, 1994 Pat Ward vs Roseau, 1998
Most Sacks:	4	Aaron Schindler vs DGF, 2006
Most Blocked Punts/Kicks	2	Aaron Schindler vs DGF, 2006
<b>Pass Interceptions:</b>		
Most Interceptions:	2	Marty Gray vs Bagley, 1991 Brien Scheffler vs Perham, 1993 Darin Carlson vs Breckenridge, 1994 Derek Christopherson vs OTC, 1996 Josh Larson vs Frazee, 1998 Ben Stout vs Frazee, 2007 Adam Rice vs Walker, 2008
Most Yards Returned:	68	Tony Harris vs Mahanomen, 1994
Longest Return for TD	68	Tony Harris vs Mahanomen, 1994
<b>Total Offense:</b>		
Most Yards Gained:	204	Brady Carlson vs Frazee, 1998 (288 Rush, 6 Pass)
Most Rush-Pass Plays	43	Jimmy Solun vs Breckenridge, 1995 (13 Rush, 30 Pass)
<b>Rushing:</b>		
Most Yards:	288	Brady Carlson vs Frazee, 1998
Most Attempts	27	Matt Ness vs Perham 1991
Longest Run from Scrimmage	85	Matt Ness vs Pelican Rapids, 1991
Best Avg per Rush (10+ Attempts)	15.2	Brady Carlson vs Frazee, 1998
<b>Passing</b>		
Most Yards:	265	Matt Askegaard vs DGF, 1996
Most Completions:	16	Jimmy Solun vs Perham, 1994
Most Attempts:	30	Jimmy Solun vs Breckenridge, 1995
Best Completion Pct. (10+ Attempts)	80%	Marty Gray vs Frazee, 1992 (8/10) Jimmy Solun vs Warroad, 1995 (8/10)
Most TD Passes:	4	Marty Gray vs Roseau, 1992
Longest TD Pass:	67	Matt Askegaard pass to Jesse Rostad vs OTC, 1996
Most Pass Interceptions:	5	Marty Gray vs Breckenridge, 1995
<b>Receiving</b>		
Most Yards:	129	Jesse Rostad vs OTC, 1996
Most Receptions:	8	Jeremy Zirbes vs DGF, 1993
Most TD Receptions:	2	Darin Carlson vs Roseau 1993; Perham 1994 Jeremy Zirbes vs Pelican Rapids, 1993 Jesse Rostad vs Frazee and Warroad, 1996 Brandon Fenikhenel vs Hawley, 2005
Longest TD Reception	67	Jesse Rostad vs OTC, 1996
<b>Scoring:</b>		
Most Points	24	Tony Harris vs Frazee, 1993 Brady Carlson vs Frazee, 1998 Cody Cox vs Walker Hackensack-Akeley 2007
Most PAT's	6	Jyrki Rinnonen vs OTC, 1996
Most FG's	1	Tia Wegmuller vs Perham & Bagley 1991 Roy Hogstad vs Roseau, 1992 Chad Rainiera vs Breckenridge, 1993 Fred Leinfell vs DGF 1994 Asgeir Hlodversson vs Breckenridge & Perham & OTC, 1995
Longest FG	40 Yards	Asgeir Hlodversson vs Perham, 1995
<b>Punting:</b>		
Most Punts	8	Cody Cox vs WCA, 2005
Most Yards	265	Brady Carlson vs Warroad DC, 1998
Best Avg. (2+ Att)	45.3	Brady Carlson vs Breckenridge, 1998
Longest Punt:	60	Darin Carlson vs Perham, 1994
<b>Punt Returns:</b>		
Most Returns:	3	Jeremy Zirbes vs Pelican Rapids, 1993 Bobby Anderson vs Frazee, 1996 Josh Zirbes vs Frazee, 1998
Most Yards Returned:	70	Bobby Anderson vs OTC, 1996
Longest Return for TD:	70	Bobby Anderson vs OTC, 1996
<b>Kickoffs:</b>		
Most Kickoffs:	9	Tia Wegmuller vs Bagley, 1991
Most Yards:	488	Asgeir Hlodversson vs OTC, 1996
Best Average (3+ attempts)	50	Roy Hogstad vs Frazee, 1992
Longest Kick:	64	Roy hogstad vs Frazee, 1992
<b>Kickoff Returns</b>		
Most Returns:	5	Brian Scheffler vs DGF, 1993 Bobby Anderson vs Frazee, 1996
Most Yards Returned:	121	Bobby Anderson vs Warroad, 1996
Longest Return for TD:	94	Chris Schenck vs Bagley, 1991

# INDIVIDUAL CAREER RECORDS

<b>Total Offense:</b>		
Most Yards Gained:	2,683	Tony Harris 1993-1995 (2,473 rush, 210 recptions)
Most Rush-Pass Plays:	451	Marty Gray 1991-1993
<b>Rushing:</b>		
Most Rushing Attempts:	394	Tony Harris 1993-1995
Most Yards Gained Rushing:	2473	Tony Harris 1993-1995
Most Rushing TD's	27	Tony Harris 1993-1995
<b>Passing:</b>		
Most Pass Attempts:	317	Marty Gray 1991-1993
Most Pass Completions:	145	Marty Gray 1991-1993
Most Yards Passing:	2,792	Matt Askegaard 1995-1997 (319,1328,1145)
Most TD's Passing	31	Matt Askegaard 1995-1996
Best Completion Pct:	62.40%	Jimmy Solum 1993-1995
Most Pass Interceptions:	21	Marty Gray 1991-1993
<b>Pass Receiving:</b>		
Most Receptions:	55	Jeremy Zirbes 1992-1993
Most Yards Receiving:	818	Jeremy Zirbes 1992-1993
Most TD's Receiving:	8	Jeremy Zirbes 1992-1993 Jesse Rostad 1995-1996
<b>Scoring:</b>		
Most Points	206	Tony Harris 1993-1995
Most TD's	34	Tony Harris 1993-1995
Most PAT's	28	Asgeir Hlodverson 1995
Most FG's	3	Asgeir Hlodverson 1995
<b>Punting:</b>		
Most Punts	60	Darin Carlsrud 1992-1993
Best Average	37.6	Brady Carlsrud 1998
<b>Punt Returns:</b>		
Most Returns	17	Jeremy Zirbes 1992-1993
Most Yards Returned	206	Bobby Anderson, 1995-1996
Best Average Return	58.5	Chris Schenck 1991
<b>Kickoffs:</b>		
Most Kickoffs:	47	Asgeir Hlodverson 1995
Best Average:	55.2	Asgeir Hlodverson 1995
<b>Kickoff Returns:</b>		
Most Returns:	36	Brian Scheffler 1992-1994
Most Yards Returned:	574	Brian Scheffler 1992-1994
Best Average Return:	38.7	Tony Harris 1993-1995
<b>Tackles:</b>		
Most Total Tackles	290	Cody Cox-2005-2007
Most Unassisted Tackles:	90	Bricker Bergeson 1991-1993
Most Assisted Tackles	204	Cody Cox-2005-2007
Most Sacks:	9	Cody Cox-2005-2007
Most Blocked Kicks/Punts	3	Scott Anderson, 1992-1994 Tony Harris, 1993-1995
<b>Pass Interceptions</b>		
Most Pass Interceptions:	8	Brian Scheffler 1992-1994
Most Yards Returned:	165	Josh Larson 1997-1998
Most INT's Returned for TD's	2	Brian Scheffler 1992-1994



# INDIVIDUAL SINGLE SEASON RECORDS:

<b>Total Offense:</b>		
Most Yards Gained:	1,345	Matt Ness 1991
Most Pass-Rush Plays	213	Marty Gray, 1993
<b>Rushing:</b>		
Most Yards:	1,232	Matt Ness, 1991
Most Attempts:	171	Bricker Bergeson, 1993
<b>Passing:</b>		
Most Passing Yards:	1,328	Matt Askegaard, 1996
Most Completions:	84	Matt Askegaard, 1996
Most Attempts:	163	Matt Askegaard, 1996
Most TD Passes:	14	Matt Askegaard, 1996
Best Completion Pct.	55.10%	Jimmy Solum, 1994
Most Interceptions:	14	Marty Gray, 1993
<b>Pass Receiving:</b>		
Most yards Receiving:	643	Jesse Rostad, 1996
Most Receptions:	36	Jesse Rostad, 1996
Most TD Receptions:	8	Jesse Rostad, 1996
<b>Scoring:</b>		
Most Points:	120	Tony Harris, 1995
Most TD's	20	Tony Harris, 1995
Most PAT's	28	Asgeir Hlodversson, 1995
Most FG's	3	Asgeir Hlodversson, 1995
<b>Punting:</b>		
Most Punts:	38	Brady Carlsrud, 1998
Best Average	37.6	Brady Carlsrud, 1998
<b>Punt Returns:</b>		
Most Returned:	10	Jeremy Zirbes, 1995
Most Yards Returned:	149	Bobby Anderson, 1996
Most Returned for TD's	2	Chris Schenck 1991
Best Average Return	58.5	Chris Schenck 1991
<b>Kickoffs:</b>		
Most Kickoffs:	47	Asgeir Hlodversson, 1995
Best Average:	55.2	Asgeir Hlodversson, 1995
<b>Kickoff Returns:</b>		
Most Returned:	18	Bobby Anderson, 1996
Most Yards Returned:	403	Tony Harris, 1995
Most Returned for TD's	2	Tony Harris, 1995
Best Average Return	40.3	Tony Harris, 1995
<b>Tackles:</b>		
Most Total Tackles	117	Cody Cox, 2006
Most Unassisted Tackles	68	Pat Ward, 1999
		Pat Ward, 1998
Most Assisted Tackles	86	Cody Cox, 2006
Most Sacks:	6	Rusty Renecker, 2006
		Matt Ness, 1991
		Scott Anderson, 1992
		Tony Harris, 1994
		Pat Ward, 1999
Most Blocked Kicks/Punts:	2	Aaron Schindler, 2006
<b>Pass Interceptions:</b>		
Most Interceptions:	6	Josh Larson, 1998
Most Yards Returned:	165	Josh Larson, 1998
Most Int. Returned for TD's	2	Brian Scheffler, 1994

### **BARNESVILLE ROTHSA Y FOOTBALL CAPTAINS**

1991	Matt Ness, Brent Gray, Shawn Meyer
1992	Travis Moen, Kent Krueger
1993	Marty Gray, John Danielson, Chad Harrison, Bricker Bergesson
1994	Trevor Moen, Scott Anderson, Brian Scheffler
1995	Jimmy Solum, Tony Harris, Luke Waller, Steve Peppel
1996	Bobby Anderson, Kyle Hansen
1997	Matt Askegaard, Danny Harris, Josh Zirbes, Josh Nack
1998	Josh Larson, Joe Guest
1999	Jake Thompson, Nick Johansen, Mick Askegaard
2000	Pat Ward, Andy Maier
2001	Jeremy Fankhanel, Arick Follingstad, Dustin Uimer, Paul Harstad
2002	James Carr, Mike Holland
2003	Mason Askegaard, Mike Cox, Aaron Kowalski, Josh Anderson
2004	Brenden Krupich, Ryan Kempf, Derek Froslic, Casey Thompson
2005	Devon Brakke, Jens Gylland, Brett Allen, Kirk Anderson
2006	Aaron Schindler, Brent Halverson, Kirk Anderson, Cody Cox
2007	Cody Cox, Brady Jorud, Ben Stout, Devon Brakke, Justin Lee
2008	Bryce Schmaltz, Alec Albright, Casey Johnson, Jacob Grosz

# Heart O' Lakes All-Conference Selections

1991	Matt Ness	Conference MVP	
	Chris Schenck		
	Brent Gray		
	Darin Muir		
	Travis Moen		
1992	Travis Moen		
	Marty Gray		
	Bricker Bergeson		
	Jeremy Zirbes		
1993	Bricker Bergeson	Conference MVP Def. Back	
	Jeremy Zirbes		
	John Danielson		
	Chad Harrison		
1994	Trevor Moen		
	Brian Scheffler		
	Jimmy Solum		
	Tony Harris		
1995	Tony Harris	Conference MV Off Back	
	Luke Waller		
	Jimmy Solum		
	Steve Poppel		
	Kelly Nelson		
1996	Kelly Nelson	Conference MV Def Lineman	
	Bobby Anderson		
	John Reber		
	Jesse Rostad		
1997	Danny Harris		
	Matt Askegaard		
	Josh Zirbes		
	Josh Nack		
1998	Brady Carlsrud		
	Josh Larson		
	Josh Hagen		
	Pat Ward		
1999	Pat Ward		
	Nick Johansen		
2000			
2001			
2002			
2003			
2004			
2005	Cody Cox		
2006	Cody Cox		
	Kirk Anderson		
NORTHERN PLAINS CONFERENCE			
2007	Cody Cox	MV Defensive Player in Conference	
	Devon Brakke		
	Corey Praska		
	Justin Lee		
	Anders Gylland		
	Ben Stout		
2008	Corey Praska		
	Chad Haugrud		
	Bryce Schmaltz		
	Spencer Cook		
	Jacob Grosz		
	Zach Hochhalter		

<b>TEAM SINGLE GAME TOP OFFENSIVE RECORDS</b>
-----------------------------------------------

**Total Offense:**

1. 592 vs Bagley, 2007
2. **501 vs Blackduck, 2008**
3. 496 vs Walker, 2007
4. **467 vs. Walker, 2008**
5. 457 yards vs Frazee, 1998
6. 453 yards vs Roseau, 1993
7. 439 vs Walker, 2006
8. **438 vs. Pine River Backus, 2008**
9. 425 vs Blackduck, 2007
10. 414 Yards vs Perham, 1994
10. 414 yards vs Frazee, 1993

**Rushing Yards:**

1. 488 vs Bagley, 2007
2. 459 vs Walker, 2007
3. 430 yards vs Frazee, 1998
3. **430 yards vs Blackduck, 2008**
5. **414 yards vs Walker, 2008**
6. **384 yards vs. Frazee, 2008**
7. 366 yards vs Frazee, 1993
8. 351 vs Walker, 2006
9. 340 yards vs Bagley, 1994
10. **333 yards vs. Frazee (playoffs), 2008**

**Passing Yards:**

1. 255 yards vs Pelican Rapids, 1996
2. 202 yards vs DGF, 1993
3. 198 vs Hawley, 2005
4. 172 yards vs Warroad, 1996
5. 171 yards vs Roseau, 1993
6. 161 yards vs OTC, 1996

<b>Barnesville Rothsay Football</b>		
<b>YEAR</b>	<b>RECORD</b>	<b>COACH</b>
1991	7--3	Craig Samuelson
1992	5--4	Craig Samuelson
1993	7--4	Craig Samuelson
1994	7--3	Craig Samuelson
1995	6--4	Craig Samuelson
1996	4--5	Craig Samuelson
1997	4--5	Al Krueger
1998	4--6	Al Krueger
1999	3--6	Al Krueger
2000	2--7	Al Krueger
2001	1--8	Stacy Martz
2002	3--6	Stacy Martz
2003	4--5	Stacy Martz
2004	0--9	Stacy Martz
2005	1--8	Bryan Strand
2006	2--7	Bryan Strand
2007	7--3	Bryan Strand
2008	7--3	Bryan Strand