



05:00

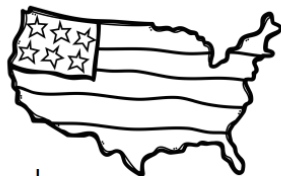
# TEXT STRUCTURE *Tuesday*

Date: \_\_\_\_\_

Yay! You came back to school today! Give yourself a pat on the back simply for being here. ☺

Patriot Day is an annual observance that takes place on September 11th. On this day in 2001, terrorists attacked the United States. Two airplanes flew into the World Trade Center in New York City. A third plane hit the Pentagon just outside Washington, D.C. A fourth plane crashed in a field in Pennsylvania. Over 3,000 people were killed. The country was devastated. Later in 2002, President George W. Bush called for a day of remembrance. Patriot Day is an annual observance to remember those who died or were injured.

People honor Patriot Day through various symbols of respect. The U.S. flag is flown at half-staff at the White House and other U.S. government buildings. Many people display flags at their homes. To fly a flag at half staff means that you are lowering the American flag below the top of the staff. Americans do this to honor and respect someone who has died. Other rituals include a moment of silence to remember loved ones that were injured or died during these attacks. Some people hold memorials for the victims.



Which best **summarizes** the central idea and important details of the article?

- ☐ Four planes crashed on September 11, 2001. George W. Bush created a holiday on September 11th, 2001 called Patriot day.
- ☐ Patriot Day is an annual observance to remember those lost in the terrorist attacks on September 11, 2001. People participate in various rituals to honor those that were injured or died.



# BASE WORD CREATIONS

friend

Use the base word and the directions to create 3 new words below. Type the new words you create in the text boxes.

Add a **prefix** to change the meaning to become or act as a friend.

Add a **suffix** to change the meaning to a relationship between friends.

Add a **suffix** to change the meaning to more than one friend.



## Lesson 8: Picture This Moment

 Printable Lesson Guide

### Lesson Objective

**Skill Practice:** Students will add precise details and language to a comic strip to develop specific, focused moments in one day.

**Writing:** Students comic strip a few daily moments, then choose one moment to write as a narrative, using focus and precise showing details to develop this one moment and convey the experience.

## Vocabulary - SPURRED




Spurred-verb- He was spurred to help his friend when he fell during the race.

Is this what your typical day looks like?

You may tell someone at home that you did “nothing much” today, but did you really do nothing?



Look at each moment in the comic strip. Discuss with your class what's happening in each moment.



02:00

3

CLASS  
Review: Focus on a Moment

## Directions

1. Choose one of the moments from the comic strip to focus on.
2. Invite 2 students who chose frame 1 of the strip to share, 2 students who chose frame 2 and 2 students who chose frame 3.



Remember to stay  
**FOCUSED**. Your 3-5  
sentences should be  
explaining the  
moment you see in the  
picture using as many  
descriptive details as  
possible. Try to use as  
many of the 5 senses  
as you can!

**04:00**

3

CLASS  
Review: Focus on a Moment



2

List four moments from your day at school yesterday.

1.

2.

3.

4.

- The moment I had to get out of bed
- The moment a teacher called on me
- The moment I was in a crowded hallway
- The moment I was a little confused or bored in a class
- The moment I saw something silly/ridiculous

05:00

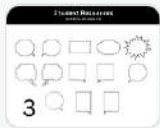



4

INDIVIDUAL  
Work Visually: Your Focused  
Moments



## What happens during your school day?



You can do this assignment in  
either Canva or  
[Storyboardthat.com](https://storyboardthat.com)

If you choose Canva, there is  
an assignment in Google  
Classroom

If you choose Storyboard, you  
will have to upload it onto a  
document, also on Google  
Classroom

# Examples



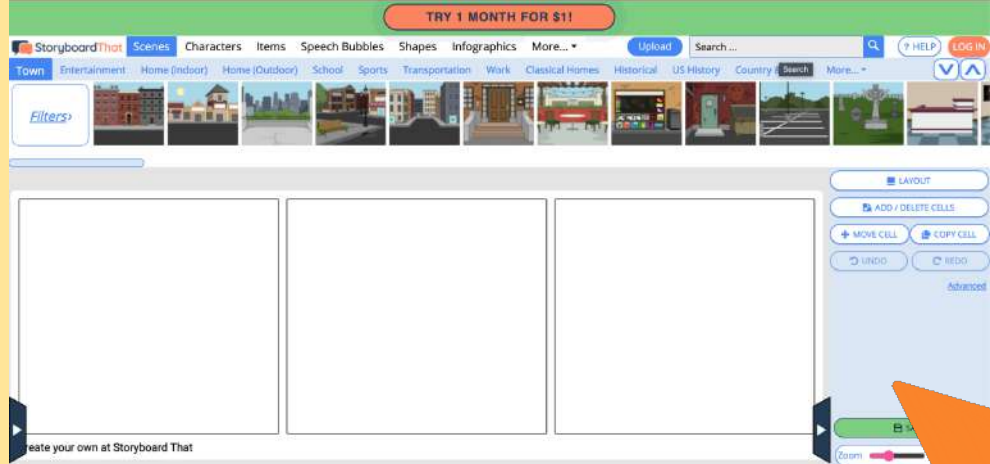
Create your own at Storyboard That

What happens during your school day?



Make your comic as detailed as possible. There are so many feature in Storyboard, spend some time exploring and creating! Add dialogue bubbles as well! On the next blank slide, insert a screenshot of your comic.

15:00



Choose one of the moments from your comic strip and use precise details to describe just that moment.

B

/

U

≡

≡

≡

≡

↶

↷

≡

Write here...

## Sensory Details

Sight



The socks were on the floor.  
The muddy socks were  
piled on top of the rug.

Sound



The plane flew over.  
The buzzing sound filled  
the air.

Touch



The mud was gross.  
The mud felt slimy and  
cold between my toes.

Taste



The pizza was yucky.  
The pizza tasted like  
cardboard.

Smell



Her perfume smelled good.  
Her perfume smelled like  
flowers and vanilla.

# 12:00

5

WRITING  
Write

2