

# Virtual Learning

## 2<sup>nd</sup> Grade Math

Date: Sept. 3, 2024

Dear Parents and Guardians,

We are excited to announce our first upcoming Virtual Learning Day on September 3rd! On this day, your child will not attend school. They will engage in a special assignment designed to reinforce and review a lesson previously taught in class.

Students will receive a packet of Lesson 12 practice homework, which will help them consolidate their understanding of the material. We kindly ask that your child completes this packet at home and returns it to school by Wednesday, September 4th.

If you have any questions or need assistance with the virtual learning materials, please do not hesitate to reach out to me on our SES App. Thank you for your support in helping make this Virtual Learning Day a success!

Best regards,


Mrs. Franklin

This packet belongs to: \_\_\_\_\_

**12**

Name \_\_\_\_\_

1. Measure the object. Fill in the blank.




I **estimate**  
it is 10 cm  
long.

Measurement: 11 cm

To find the length of the envelope,  
I can use centimeter cubes  
or a 10 cm ruler.

The length of the envelope is 11 cm.



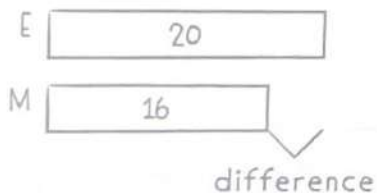


2. Show the difference in length two ways. Write an equation for each way.

|  |  |
|--|--|
| <div style="margin-bottom: 10px;">             E <span style="border: 1px solid black; padding: 2px 10px; display: inline-block;">10</span> </div> <div style="margin-bottom: 10px;">             M <span style="border: 1px solid black; padding: 2px 10px; display: inline-block;">11</span> </div> <div style="border: 1px solid black; padding: 5px; text-align: center; margin-top: 10px;"> <math>10 + 1 = 11</math> </div> | <div style="margin-bottom: 10px;">             E <span style="border: 1px solid black; padding: 2px 10px; display: inline-block;">10</span> </div> <div style="margin-bottom: 10px;">             M <span style="border: 1px solid black; padding: 2px 10px; display: inline-block;">10 <del>X</del> 1</span> </div> <div style="text-align: center; margin-bottom: 10px;"> <math>\swarrow \quad \searrow</math><br/>             11         </div> <div style="border: 1px solid black; padding: 5px; text-align: center; margin-top: 10px;"> <math>11 - 1 = 10</math> </div> |
|--|--|

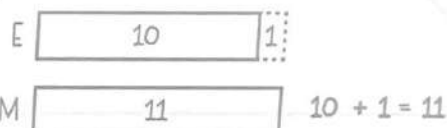
The difference in length  
is 1 cm.

The difference is the  
distance between two  
lengths.



I can draw a tape diagram to compare  
the measurements.

The estimate is 10 cm. The measurement  
is 11 cm.

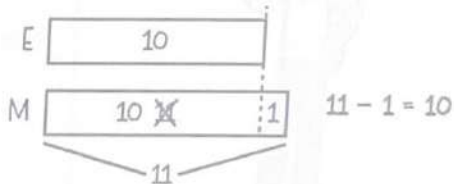


I can count on to show the difference.

I start with the part I know and count  
on to 11.

11 is 1 more than 10.

The difference is 1.



I can count back to show the difference.

I start at the total and count back to 10.


10 is 1 less than 11.

The difference in length is 1 cm.



Name \_\_\_\_\_

1. Measure the object. Fill in the blank.



I estimate  
it is 5 cm  
long.

Measurement: \_\_\_\_\_ cm



2. Show the difference in length two ways. Write an equation for each way.

|  |  |
|--|--|
|  |  |
|--|--|

The difference in length is \_\_\_\_\_ cm

