

2nd Grade Learning Activities

April

Dear Students, Parents, and Families:

As our break extends, your teacher is providing this packet of resources to continue your child's learning. We recommend that your elementary child spends approximately 1-2 hours daily on engaged learning activities, in addition to free time to play, explore, and spend time with family. The activities included in this packet are now a priority to complete in the month of April. If you have additional time, feel free to refer back to the March packet and complete any unfinished activities.

We understand that this is a difficult time for everyone as we are all trying to adjust to this new lifestyle. If the academic work and pace provided feels too stressful or hard, please feel free to reach out to your child's teacher and we will gladly help you find a pace that works for you. Our main priority is that the children are staying engaged in academics so they can continue to grow in this time away from school. That being said, please do what works best for your family.

Please plan times for the following activities listed in the calendar for your child and complete by the end of each week.

READING:

- Read for 30 minutes each day.
- Respond to one reading prompt by discussing it with someone or by writing about it in your notebook one time each week.

LITERACY:

- Complete the word work activity that corresponds with each week.
- Choose one or two writing activities to complete each week.
- Each week, practice reading and spelling 4 of the sight words until you can spell them by memory. Practice until you know all of them by the end of the month.

MATH:

- Do one math activity in Unit 6, per day, Monday through Thursday. Videos have been made to support each lesson, as needed. Some walk the students through the HW activities. Fridays should be less structured with work on math facts or in a math game. Plan to check off all of the required items by May 2nd. Choose other activities from the optional math activities as your child has time.

OTHER: (S.T.E.M., Social Studies, PE, Art & Music)

- Choose activities from the Enrichment Activities pages for your child to explore.

Each day, check off the items on the calendar as they are completed. Initial each day when your student has completed the work. Students should bring the calendar and notebook back to school to share with their teacher when school is back in session.

If you have any questions, do not hesitate to reach out to your child's teachers through email.

For your convenience, all of the information included in this packet is also available on the Elementary School's website under the "Families" tab.

Your continued partnership is always appreciated!

Daily Calendar

Student Name: _____ Grade _____ Teacher _____

Each day, check off the items on the calendar as they are completed. Initial each day when your student has completed the work.

MONDAY	TUESDAY	WEDNESDAY	THURSDAY	FRIDAY
April 6 Adult Initials _____ <input type="checkbox"/> Read 30 min. <input type="checkbox"/> Word work activity 1 <input type="checkbox"/> Math Video Lesson 6-1 and have an adult check HW <input type="checkbox"/> MAPL Activity	April 7 Adult Initials _____ <input type="checkbox"/> Read 30 min. <input type="checkbox"/> Writing activity <input type="checkbox"/> Math Video Lesson 6-2 and have an adult check HW <input type="checkbox"/> MAPL Activity	April 8 Adult Initials _____ <input type="checkbox"/> Read 30 min. <input type="checkbox"/> Reading Response <input type="checkbox"/> Math Video Lesson 6-3 and have an adult check HW <input type="checkbox"/> MAPL Activity	April 9 Adult Initials _____ <input type="checkbox"/> Read 30 min. <input type="checkbox"/> Writing activity <input type="checkbox"/> Math Video Lesson 6-4 and have an adult check HW <input type="checkbox"/> MAPL Activity	April 10 NO SCHOOL Enjoy your time with your family
April 13 NO SCHOOL Enjoy your time with your family	April 14 Adult Initials _____ <input type="checkbox"/> Read 30 min. <input type="checkbox"/> Word work activity 2 <input type="checkbox"/> Math Video Lesson 6-5 and have an adult check HW <input type="checkbox"/> MAPL Activity	April 15 Adult Initials _____ <input type="checkbox"/> Read 30 min. <input type="checkbox"/> Reading Response activity <input type="checkbox"/> Math Video Lesson 6-6 and have an adult check HW <input type="checkbox"/> MAPL Activity	April 16 Adult Initials _____ <input type="checkbox"/> Read 30 min. <input type="checkbox"/> Writing activity <input type="checkbox"/> Math Video Lesson 6-7 and have an adult check HW <input type="checkbox"/> MAPL Activity	April 17 Adult Initials _____ <input type="checkbox"/> Read 30 min. <input type="checkbox"/> Choose one or more STEM or SS activities <input type="checkbox"/> Fun Friday Choose 2 MAPL activities.
April 20 Adult Initials _____ <input type="checkbox"/> Read 30 min. <input type="checkbox"/> Word work activity 3 <input type="checkbox"/> Math Video Lesson 6-8 and have an adult check HW <input type="checkbox"/> MAPL Activity	April 21 Adult Initials _____ <input type="checkbox"/> Read 30 min. <input type="checkbox"/> Writing activity <input type="checkbox"/> Math Video Lesson 6-9 and have an adult check HW <input type="checkbox"/> MAPL Activity	April 22 Adult Initials _____ <input type="checkbox"/> Read 30 min. <input type="checkbox"/> Reading Response <input type="checkbox"/> Math Video Lesson 6-10 and have an adult check HW <input type="checkbox"/> MAPL Activity	April 23 Adult Initials _____ <input type="checkbox"/> Read 30 min. <input type="checkbox"/> Writing activity <input type="checkbox"/> Math Video Lesson 6-11 and have an adult check HW <input type="checkbox"/> MAPL Activity	April 24 Adult Initials _____ <input type="checkbox"/> Read 30 min. <input type="checkbox"/> Choose one or more STEM or SS activities <input type="checkbox"/> Fun Friday Choose 2 MAPL activities.
April 27 Adult Initials _____ <input type="checkbox"/> Read 30 min. <input type="checkbox"/> Word work activity 4 <input type="checkbox"/> Math Video Lesson 6-12 and have an adult check HW <input type="checkbox"/> MAPL Activity	April 28 Adult Initials _____ <input type="checkbox"/> Read 30 min. <input type="checkbox"/> Writing activity <input type="checkbox"/> Math Video Lesson 6-13 and have an adult check HW <input type="checkbox"/> MAPL Activity	April 29 Adult Initials _____ <input type="checkbox"/> Read 30 min. <input type="checkbox"/> Reading Response <input type="checkbox"/> Math Video Lesson 6-14 and have an adult check HW <input type="checkbox"/> MAPL Activity	April 30 Adult Initials _____ <input type="checkbox"/> Read 30 min. <input type="checkbox"/> Writing activity <input type="checkbox"/> Math REVIEW 6-15 and have an adult check HW <input type="checkbox"/> MAPL Activity	May 1 Adult Initials _____ <input type="checkbox"/> Read 30 min. <input type="checkbox"/> Choose one or more STEM or SS activities <input type="checkbox"/> Fun Friday Choose 2 MAPL activities.

READING

Please read for 30 minutes each day. This can be done at one time or divided into two sessions of 15 minutes each. You may choose to read a book that you have with you or use an online book using a resource below. Respond to one prompt below by discussing it with someone or by writing about it in your notebook. Please remember to check off your daily reading in the calendar.

Fiction Response Prompts

- Complete the [story map](#) included in this packet.
- Tell or write about your favorite part of the story.
- Tell or write about a character in the story.
- Tell or write about the setting in the story.
- Tell or write about the problem in the story.
- Tell or write about the solution in the story.
- Who is the main character?
- Tell or write what happened at the beginning.
- Tell or write what happened at the end.
- Tell or write one major event from the story.
- Tell or write one key detail from the story.
- How do you know this story is fiction?
- What do you think could happen next?
- Tell or write about a connection you have to this story.
- What do you still wonder about this story?
- Why did the author choose this title?

Nonfiction Response Prompts

- Tell or write about your favorite part of the text.
- Tell or write the main topic of the text.
- Tell or write one detail the author shared about the main topic.
- Tell or write two details the author shared about the main topic.
- Tell or write something you learned.
- How do you know this text is nonfiction?
- Tell or write about a text to self connection.
- Tell or write about a text to text connection.
- What do you still wonder about this topic?
- Why did the author choose this title?

Online Book Resources

- Scholastic Learn at Home--www.scholastic.com/learnathome Daily learning activities on one topic include several books to read, a related video, and a writing activity.
- Book Flix--<http://teacher.scholastic.com/products/bookflix/#/> (click login in top right) Fiction and nonfiction books that can be read or read aloud.
- True Flix--<https://sdm-tfx.digital.scholastic.com/?authCtx=U.600107734> Nonfiction books on a large variety of topics to be read or read aloud.
- Epic! --<https://www.getepic.com/students>
 - Teacher will provide a class code

FICTION STORY MAP

Characters	Setting
Problem	Solution

Title:

LITERACY

Word Work – Complete all during the month

- ___ Word Work Activity 1: Watch video <https://youtu.be/vhTdmBPL5hU> and do Word Work Worksheet 1.
- ___ Word Work Activity 2: 'er' can be a word ending that means 'one who ...' For example, a builder is one who teaches, and a painter is one who paints. Practice this on Word Work Worksheet 2.
- ___ Word Work Activity 3: Watch video <https://youtu.be/bp8arskkcXg> and do Word Work Worksheet 3.
- ___ Word Work Activity 4: Watch video <https://youtu.be/PUKHo1Y-BcM> and do Word Work Worksheet 4.

Practice the sight words for this month. Please choose 3-4 per week for your child to practice until they have them committed to memory. Here are a few ideas for practicing:

- Say each letter while marching in place or doing jumping jacks.
- Form the word with letter cards or magnets. Remove one letter at a time, spelling the word each time, until there are no letters left and you are spelling from memory.
- Say the letters in chunks to practice saying them (wr ... ite)

people, very, does, every, put, word, through, write, know, any, own, different, again,
while, below

___ I can spell these sight words correctly from memory.

Writing Activities

Complete some of these writing activities, taking 1-2 days to complete each one.

- ___ Write a thank you card or letter to a member of the military or a veteran. Google "write letters to US troops" or write letters to veterans" to find out how to send your thanks.
- ___ Write about a time that someone did something kind for you. What did they do and how did it make you feel?
- ___ Describe a special day that you shared with a friend or your family. What made it so memorable?
- ___ Write about something you remember from when you were a baby or toddler.
- ___ You wake up and discover that you're a fly for the day. What do you do?
- ___ What is your favorite game to play? Why is it better than other activities? Give reasons and evidence.
- ___ If you could choose any wild animal for a pet, what would you choose and why?
- ___ Which is better for reading--a printed book or reading online? Give reasons and evidence to support your opinion.
- ___ Describe your favorite food in great detail as if you no one else has ever seen or tasted it.
- ___ Research why it is important to get plenty of sleep every night. Write about it to convince someone to get enough sleep.
- ___ If you have a pet, describe the interesting things your pet does.
- ___ Choose one animal that lives in the ocean to research. Write about this animal on paper or make Google Slides.
- ___ Research one of the planets in our solar system and give five interesting facts about it.
- ___ Research how an everyday object (like LEGO bricks or crayons) is made and write about it.
- ___ Some animals sleep standing up. Bats sleep hanging upside down. Birds sleep in trees. Choose an animal, bat, or bird and explain how they sleep without falling.

MATH

Check off each item as your child completes it. Please plan to complete all of the activities in the top section and to do additional optional activities from the bottom section as your child has time.

Expected Math Activities--Complete all

- ___ Math video lesson 6-1 <https://youtu.be/an4oyAY8Pcl>, complete homework page, and have adult check.
- ___ Math video lesson 6-2 <https://youtu.be/4cYirqa4LQI>, complete homework page, and have adult check.
- ___ Math video lesson 6-3 <https://youtu.be/bTu7vJxA72o>, complete homework page, and have adult check.
- ___ Math video lesson 6-4 <https://youtu.be/A1qv3grCFnQ>, complete homework page, and have adult check.
- ___ Math video lesson 6-5 <https://youtu.be/-sks0vGgoa8>, complete homework page, and have adult check.
- ___ Math video lesson 6-6 <https://youtu.be/Nk1XeLyqKMk>, complete homework page, and have adult check.
- ___ Math video lesson 6-7 https://youtu.be/eYidKaeR_E4, complete homework page, and have adult check.
- ___ 6-8 has 2 videos to watch:
 - <https://youtu.be/UievoNWrM90>
 - <https://youtu.be/8h-5f3ijUGo>
 - Complete 6-8 homework page and have adult check.
- ___ Math video lesson 6-9 <https://youtu.be/bAgfXUI97iq>, complete homework page, and have adult check.
- ___ Math video lesson 6-10 <https://youtu.be/us9zaJdYNbQ>, complete homework page, and have adult check.
- ___ Math video lesson 6-11 <https://youtu.be/DdbwV4jcXHk>, complete homework page, and have adult check.
- ___ Math video lesson 6-12 <https://youtu.be/4piWfaNOAtk>, complete homework page, and have adult check.
- ___ Math video lesson 6-13 <https://youtu.be/LINv-XhcRul>, complete homework page, and have adult check.
- ___ Math video lesson 6-14 <https://youtu.be/FystV9a6PgU>, complete homework page, and have adult check.
- ___ Do REVIEW Math 6-15 and have adult check.

** Mrs. Skaar is the teacher/author of the math videos. At times, she refers to the "back" of the homework sheet Disregard this, please. It was decided later, to only include the HOMEWORK side for practice.

Optional Math Activities

- Do the remembering side of any of the homework pages as an optional activity
- **Prodigy**
Games for students to practice math
<https://www.prodigygame.com>
- **Math Before Bedtime**
Awesome resource with images, patterns, and puzzles that you can discuss
<http://mathbeforebed.com>
- **Cook/Bake Together**
Practice measuring by cooking/ baking a recipe together with a family member.
- **"Grocery Shopping"**
Choose several food items you have in your house and determine a price for each one. Let your child use a handful of coins to figure out all the different combinations of coins that could pay for that item. For example, if an apple cost 58 cents, how many different ways could you pay for it in coins?
- **Khan Academy**
<https://www.khanacademy.org>

ENRICHMENT ACTIVITIES – page 1

S.T.E.M. Activities

___ If you would like to show your child the effectiveness of soap in removing germs, try this experiment with water, pepper, and soap. *Take some pepper and sprinkle it in a dish with plain water. Get a second dish and fill it with soap and water. Now, dip your finger into the dish with pepper water. Look at your finger. It may have a few specks of pepper on it. Dip your finger in the dish with soap water, making sure it is fully submerged. Now dip your soap-covered finger back into the dish of pepper water. You should see the pepper immediately move away from your finger. This shows how soap works to repel germs so that they can be washed away.*

*** The following activities tend to build upon each other and are best done in order ***

___ Watch <https://www.youtube.com/watch?v=FN6QX43QB4g> to get started.

___ Construct different landforms using play dough (homemade or store bought)

* Landforms may include volcano, mountain, valley, hill, island, plateau, peninsula, etc.

* Make labels for your landforms out of strips paper and toothpicks.

___ Pretend that YOU discovered a continent. Make a map of your new discovery.

* Include different landforms and bodies of water. (Ocean, river, lakes, etc.)

* Make a map key and give your continent a name. Use your imagination!

___ Mystery Science: Why is there sand at the beach?

<https://mysteryscience.com/water/mystery-2/rocks-sand-erosion/113?code=NDEwMDY3MDQ&t=student>

___ Mystery Science: If you floated down a river, where would you end up?

<https://mysteryscience.com/water/mystery-1/mapping-earth-s-surface-features/112?code=NDEwMDY3MDQ&t=student>

___ Weathering and Erosion Activity: Place a cracker in your hand. Pretend this is a rock or a landform. Now, pound your fist down on the cracker. What happened? It broke, right? That's Weathering! Weathering BREAKS down the land. This is an example of how a landform might change quickly. What might cause a landform to change that quickly? (Maybe a disaster like an earthquake or volcanic eruption) Now blow on the broken cracker in your hand. What happened? Did some of the smaller pieces of cracker move? That's Erosion. Erosion MOVES the material to a new location.

___ Put a colored candy on a flat plate or pan. Using a spoon or straw, slowly drop water onto the candy. Weathering will slowly take the color off the candy. Erosion will start to move it away from the candy and make a small pool or stream. Continue until all or most of the color of is has weathered and eroded from the candy. Discuss.

___ Discover how landforms are made and change over time <https://www.youtube.com/watch?v=qqsTS67BKmA>

___ Watch or try to recreate this erosion lab! <https://www.youtube.com/watch?v=ZNJe6hrdL3M>

Other/General

___ Take a Virtual Field Trip <https://kids.nationalgeographic.com/search-results/>

___ Take A Virtual Field Trip <https://www.weareteachers.com/best-virtual-field-trips/>

___ Visit National Geographic to play games, learn, and explore <https://kids.nationalgeographic.com>

Social Studies Activities

What is a community? (Could be completed in May)

___ Urban, suburban, rural: <https://youtu.be/YRxNQPMj1-8>

___ Community Helpers on: jr.brainpop.com (Wsalem/panther)

___ West Salem History: <http://www.westsalemwi.com/west-salem-history/>

*Tour West Salem and see if you can find Hamlin Garland's house and Thomas Leonard's last house he lived in before he died. Talk about the fire in 1911. Also find the octagon house across from Our Savior's Church. It used to be over by Lake Neshonoc and was moved on logs to its current location. It took 3 weeks for the house to be moved and the family lived in it during that time.

Economics

___ If you go to Brain Pop Junior from the link above and choose economy then you can watch all 3 videos about needs and wants, goods and services and saving money.

ENRICHMENT ACTIVITIES – page 2

Choose one or more activities from these two pages to complete as it fits into your schedule. Choose from a variety of different areas to get a variety of different experiences.

Music Activities from Mrs. Jones & Mrs. Martin

- ___ Watch this Greeting from Mrs. Jones & Mrs. Martin: <https://youtu.be/lhGOBXRI64k>
- ___ Watch this short video about brass instruments: <https://www.youtube.com/watch?v=P5162icRy6Y>
- ___ Sing along to a karaoke Youtube video or the radio
- ___ Draw some music symbols with chalk on your driveway (or paper/pencil etc)
- ___ Make an instrument from things around your house and play along with a song
- ___ Try the rhythm or songmaker game on: <https://musiclab.chromeexperiments.com/Experiments>

Art Ideas from Ms. Lotspaih & Mrs. Finch

- ___ Watch a greeting from Ms. Lotspaih and Mrs. Finch! <https://youtu.be/g8JNW1m0VxA>
- ___ Create an emoji to show how you feel or make a silly face in the mirror and draw yourself.
- ___ With help from an adult choose a famous portrait from the list below. Use clothes, or other household items to impersonate the portrait. Have someone take a picture of you. Options: Mona Lisa , Girl with a Pearl Earring, The Scream, a Van Gogh Self Portrait, The Desperate Man, or any fun painting.
- ___ While eating a snack, arrange your food in a pattern before eating it up! (ex: trail mix- peanut, raisin, m&m, peanut, raisin, m&m)
- ___ Invent your own recipe and draw a picture of it.

Physical Education with Mrs. Meyers, Mr. Merrill & Ms. Tischler

*During this extended learning time, it's more important than ever for students to be active. Click on this link for our **PE CHOICE BOARD**, which offers a variety of ways to be active! We hope you have fun!!
https://drive.google.com/file/d/1x41_M8S9vIOxD8K1HSBm1-zQyxG4Jw-x/view?usp=sharing

***SHARE WITH US!!** We would love to hear from you about the ways you are staying active at home! Click on this link to fill out a short form! <https://forms.gle/7iEBr1LucRWByPFM9>

LMC/Tech Activities from Mrs. Hundt & Mrs. Mead

___ **Storytelling** - Retell to a friend or family member a favorite story you have read, a story you have made up OR a story about an experience you have had. Click on the link for some more storytelling ideas.

<https://www.pbslearningmedia.org/tools/storyboard/view/02c2d91c-65b7-49a3-aba1-cde9342b32fc/>

___ **Poetry** - Create a poem from "found" objects (things from nature, things from your toy box, words cut out from a magazine, etc.). Click on the link for some more poetry ideas.

<https://www.pbslearningmedia.org/tools/storyboard/view/a4731e88-2fc4-4e40-ab09-96b08d569536/>

___ **LMC Resources** - Pick out a LMC resource and show a family member how to use it.

<https://www.pbslearningmedia.org/tools/storyboard/view/142f24cb-af00-48a6-9617-eb5d299899c8/>

Be an artist! Draw a computer with all of its most important parts. Don't forget the monitor, mouse, headphones, keyboard, and hard drive. If you have access to the internet, click on this link for more ideas:

<https://wisconsin.pbslearningmedia.org/tools/storyboard/view/038af32d-59a2-47a2-8fe6-52fc480a4d0e>

Be a computer programmer! Design a maze outside with chalk and create a program for someone to follow from start to finish with LEFT, RIGHT, UP, and DOWN. If you have access to the internet, click on this link for more ideas:

<https://wisconsin.pbslearningmedia.org/tools/storyboard/view/d01e287d-4215-441d-9b75-8cb8b6e6deb0>

Check out "Mrs. Mead's Technology Links" for some of your favorite websites.



WSES PE Choice Board



Students & parents-

We hope you enjoy choosing a variety of ways to be active! Most of all, have fun!

Mr. Merrill,
Mrs. Meyers &
Ms. Tischler

Go for a bike ride as a family!	You are going to love this Stairway to Fitness Activity	Strike a balloon in the air with your hand! How many times can you keep it up?	Strategy and fitness collide in Connect 4 Fitness!	Family Challenge: Dance to your favorite song, and see who has the best dance moves!
Dribble a ball 100x with each hand. Can you dribble 100x with each hand while moving?	Have a coin? Try playing this game! Coin Flip	Make a decision and do an exercise in this Would you rather? activity!	Use your body to act out these words in this charades activity! Have Fun!	Money, money, money! Try this fun game called Spare Change Basketball!
Hunt for these items around the house , and then get ready to exercise!	Go outside, and kick a ball around your house 2 times or more!	3, 2, 1... Try this activity called Buzzer Beater Basketball	Help your family cook a healthy meal together. When you are done, clean up the dishes!	Find your Uno cards, and play Uno Fitness!
Roll a dice 3 times to create your story and then act it out!	Teach your family your favorite tag game, and play it!	Create a game with these 4 items: coat hanger, pillow, sock ball, plastic bottle! Be creative!!	All you need is a piece of paper for this fun fitness activity!	Stair Challenge: Find a set of stairs in your house and go up & down as many times as you can!

URL Links For Above Activities:

CHOICE BOARD: https://drive.google.com/file/d/1x41_M8S9vLOxD8K1HSBm1-zQyxG4Jw-x/view?usp=sharing

Stairway to Fitness Activity: <https://www.youtube.com/watch?v=LvmZTCXq2Ts&feature=youtu.be>

Connect 4 Fitness:

<https://docs.google.com/document/d/1NN4ZjRb9FmxGp7B7roKiMSrOIFd781RHTycO617rMCc/edit>

Coin Flip: <https://docs.google.com/document/d/1RS6B6wK0cL2PtVBkaYjF6NJ7KkkzMA2H9MjRn3fiT1l/edit>

Would You Rather: <https://www.youtube.com/watch?v=jAuhWjMRCpg&feature=youtu.be>

Charades Activity: <https://drive.google.com/file/d/1StOtrQsBZ7YHCLuWI2YC4KYAVO8Bk81b/view>

Spare Change Basketball: https://drive.google.com/file/d/1v_NsbH_MBYIgPQR6LR74CZDvSEZu10iB/view

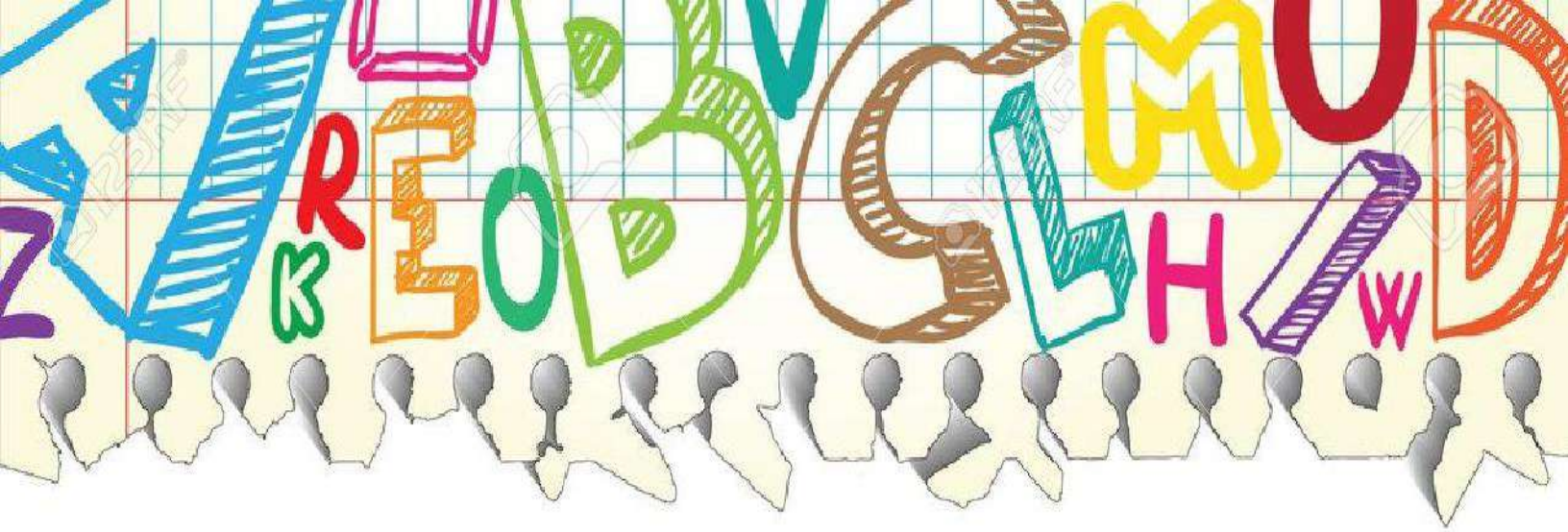
Hunt Around the House: https://drive.google.com/file/d/1KgAIOQV2CwQ9_uYCROIQOSzZJyB9GoD_/view

Buzzer Beater Basketball: https://drive.google.com/file/d/1_CyJ3V5HQgSqvZGndI-Lu6FxoyC4bEAz/view


Uno Fitness: <https://www.youtube.com/watch?v=Hzy9lOrlnpQ&feature=youtu.be>

Roll a Dice 3 Times: https://drive.google.com/file/d/1AEC-mz6ZRXCOWOgeB-6SF9Nd9GB_3-u/view

Fitness Paper Activity: <https://www.youtube.com/watch?v=v3kTUdWM7U4&feature=youtu.be>



Word Work Activities



R-Control Syllables



Word Work Worksheet 1

R-controlled syllables have one or two vowels followed by an r.

her

hurt

bird

Directions: Read the words. Highlight the r-controlled vowels.

herd

curb

fir

term

hurt

dirt

verb

surf

girl

clerk

turn

third

enter

church

swirl

Root Words:

Add ER

A root word is a word that can be made into new words. You can add -er to the end of a root word. If the root word is an action word, also called a verb, the word will mean someone or something that does that action.

Example:
Root word
play
add -er **player**

Add -er to each root word below.

Root word

-er

1. sing

2. eat

3. buy

4. call

5. read

6. think

7. catch

8. sell

9. teach

10. speak





R-Controlled Syllables



R-controlled syllables have one or two vowels followed by an r.

Directions: Cut, read and sort the r-controlled syllable word cards at the bottom. Glue or write them into the correct categories.

ar	or	er	ur	ir



march	fern	sport	curb	shark
blurt	dirt	hard	thorn	clerk
twirl	stern	slurp	port	skirt

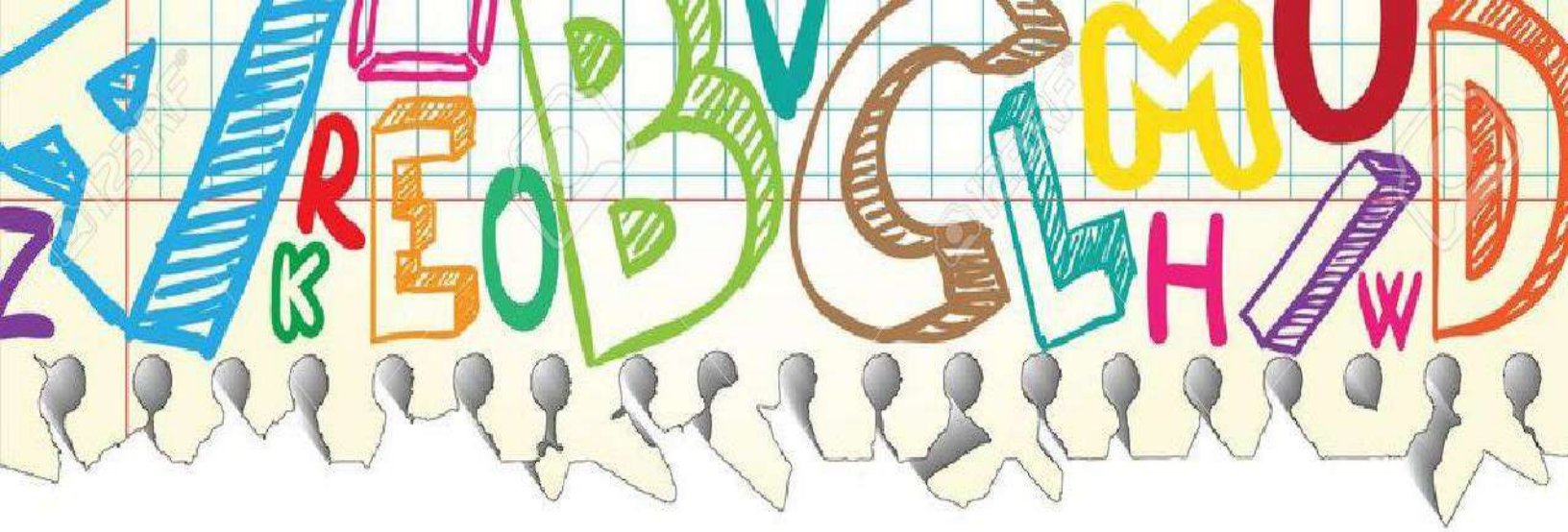
*Read the story several times until you sound fluent.
Highlight all the R-controlled vowels.*

Bossy R Story


Once upon a time there was a farmer who had a barn in his yard. Every night he looked up and could see stars shining in the dark sky. The North star shined brighter than ever. Through the forest he could see the planets in orbit during the summer.

His favorite thing to do was to look at the stars. He would burn a fire to keep warm and curl up next to it. One day as he was watching the stars he began to squirm in his seat. A storm was coming in his direction!

Just then he spotted a bird perched on a branch. He knew this storm would churn, spurt, and twirl the dirt in the air. He didn't want the bird to get hurt! The farmer told the bird to fly away! The smart bird turned in a circle and flew away. The farmer ran back to his porch. He and the bird were both safe from the storm.



Math Assignments



Count the hundreds, tens, and ones.
Write the totals.




Hundreds

Tens

Ones

Total _____



Hundreds

Tens

Ones

Total _____

Draw to show the numbers. Use boxes, sticks, and circles.

3 $\frac{2}{\text{Hundreds}}$ $\frac{4}{\text{Tens}}$ $\frac{3}{\text{Ones}}$

4 $\frac{4}{\text{Hundreds}}$ $\frac{6}{\text{Tens}}$ $\frac{8}{\text{Ones}}$

5 $\frac{3}{\text{Hundreds}}$ $\frac{8}{\text{Tens}}$ $\frac{2}{\text{Ones}}$

6 $\frac{1}{\text{Hundreds}}$ $\frac{7}{\text{Tens}}$ $\frac{7}{\text{Ones}}$

Write the hundreds, tens, and ones.

① $675 = \underline{600} + \underline{70} + \underline{5}$
HTO

② $519 = \underline{\quad} + \underline{\quad} + \underline{\quad}$

③ $831 = \underline{\quad} + \underline{\quad} + \underline{\quad}$

④ $487 = \underline{\quad} + \underline{\quad} + \underline{\quad}$

⑤ $222 = \underline{\quad} + \underline{\quad} + \underline{\quad}$

⑥ $765 = \underline{\quad} + \underline{\quad} + \underline{\quad}$

Write the number.

⑦ $300 + 40 + 6 = \underline{346}$
HTO

⑧ $100 + 60 = \underline{\quad}$

⑨ $700 + \underline{\quad} + \underline{\quad} = \underline{\quad}$

⑩ $200 + 50 + 3 = \underline{\quad}$

⑪ $400 + 70 + 1 = \underline{\quad}$

⑫ $800 + 80 + 8 = \underline{\quad}$

Write the number that makes the equation true.

⑬ $\underline{\quad} = 30 + 5 + 400$

⑭ $2 + 80 + 600 = \underline{\quad}$

⑮ $\underline{\quad} = 60 + 800$

⑯ $900 + 7 + 40 = \underline{\quad}$

⑰ $\underline{\quad} = 300 + 4 + 50$

⑱ $1 + 500 = \underline{\quad}$

⑲ $729 = 20 + 9 + \underline{\quad}$

⑳ $\underline{\quad} + 6 + 200 = 296$

Write $<$, $>$, or $=$.

1 $285 \bigcirc 385$

2 $452 \bigcirc 425$

3 $961 \bigcirc 691$

4 $199 \bigcirc 205$

5 $754 \bigcirc 861$

6 $738 \bigcirc 694$

7 $367 \bigcirc 67$

8 $274 \bigcirc 274$

9 $158 \bigcirc 159$

10 $106 \bigcirc 99$

11 $222 \bigcirc 333$

12 $73 \bigcirc 511$

13 $604 \bigcirc 604$

14 $138 \bigcirc 136$

15 $288 \bigcirc 386$

16 $207 \bigcirc 197$

17 $648 \bigcirc 734$

18 $549 \bigcirc 559$

19 $762 \bigcirc 643$

20 $709 \bigcirc 810$

21 $691 \bigcirc 961$

22 $802 \bigcirc 802$

Count by ones. Write the numbers.

❶ 396 397 398 399 400 401 402 403 404

❷ 695 696 _____ 703

❸ 498 499 _____ 506

❹ 894 _____ 902

❺ 796 _____ 804

Count by tens. Write the numbers.

❻ 830 840 850 860 870 880 890 900 910

❼ 470 480 _____ 550

❽ 740 _____ 820

❾ 380 _____ 460

❿ 560 _____ 640

Write the number name.

❶ 597 _____

❷ 640 _____

Solve each word problem.

- 1** Maria blows up some balloons for a party. She divides them into 4 groups of one hundred and 7 groups of ten. There are 6 balloons left over. How many balloons does Maria blow up for the party?

label

- 2** Roger has 5 erasers. He buys 6 packages of one hundred and 2 packages of ten. How many erasers does Roger have altogether?

label

- 3** Add.

$400 + 200 = \underline{\quad}$

$440 + 7 = \underline{\quad}$

$16 + 700 = \underline{\quad}$

$40 + 50 = \underline{\quad}$

$84 + 10 = \underline{\quad}$

$70 + 7 = \underline{\quad}$

$8 + 460 = \underline{\quad}$

$200 + 9 = \underline{\quad}$

$53 + 500 = \underline{\quad}$

$30 + 10 = \underline{\quad}$

$60 + 40 = \underline{\quad}$

$60 + 4 = \underline{\quad}$

$380 + 10 = \underline{\quad}$

$900 + 80 = \underline{\quad}$

$800 + 200 = \underline{\quad}$

Solve each word problem.

- ① Martin sells 58 tickets to the roller coaster ride. He sells 267 tickets to the boat ride. How many tickets does Martin sell altogether?

label

- ② Justine jumps 485 times on a pogo stick. Then she jumps 329 times when she tries again. How many times does she jump altogether?

label

Add.

③ $18 + 549 =$

④ $190 + 89 =$

⑤ $76 + 570 =$

⑥ $75 + 656 =$

⑦ $348 + 162 =$

⑧ $407 + 394 =$

Add. Use any method.

$$\begin{array}{r} \textcircled{1} \quad 459 \\ + 267 \\ \hline \end{array}$$

Make a new ten? _____

Make a new hundred? _____

Make a new thousand? _____

$$\textcircled{2} \quad 187 + 374 = \underline{\hspace{2cm}}$$

Make a new ten? _____

Make a new hundred? _____

Make a new thousand? _____

$$\begin{array}{r} \textcircled{3} \quad 678 \\ + 15 \\ \hline \end{array}$$

Make a new ten? _____

Make a new hundred? _____

Make a new thousand? _____

$$\textcircled{4} \quad 635 + 92 = \underline{\hspace{2cm}}$$

Make a new ten? _____

Make a new hundred? _____

Make a new thousand? _____

$$\begin{array}{r} \textcircled{5} \quad 390 \\ + 610 \\ \hline \end{array}$$

Make a new ten? _____

Make a new hundred? _____

Make a new thousand? _____

$$\textcircled{6} \quad 64 + 936 = \underline{\hspace{2cm}}$$

Make a new ten? _____

Make a new hundred? _____

Make a new thousand? _____

Solve each word problem.

Show your work.

- 1 Angie has 648 stickers. 254 of the stickers are cat stickers. The rest are dog stickers. How many dog stickers does Angie have?

_____ label

- 2 Billy has 315 coins. 209 of the coins are silver in color. How many coins are not silver in color?

_____ label

- 3 Noah is going to plant 752 seeds. Some of the seeds are flower seeds. 547 of the seeds are vegetable seeds. How many flower seeds will Noah plant?

_____ label

- 4 Heather's dad is reading a book that is 564 pages long. So far he has read 286 pages. How many pages does he have left to read?

_____ label

Solve the word problems. Use your favorite method. Make a proof drawing.

- 1 Ricardo likes olives. He has 100 olives. He eats 43 of them. How many olives does he have left?



_____ label

- 2 Dawn has 1,000 pennies in her penny jar. She gives some to her sister. Now she has 432 left. How many pennies does Dawn give to her sister?



_____ label

- 3 Tary sells hockey sticks to teams in her city. She has 500 and sells 353. How many hockey sticks does she have left to sell?



_____ label

- 4 Randy collects magnets. Over two years he collects 400 magnets. He collects 125 magnets the first year. How many does he collect the second year?



_____ label

Decide if you need to ungroup. If you need to ungroup, draw a magnifying glass around the top number. Then find the answer.

$$\begin{array}{r} \textcircled{1} \quad 730 \\ - 499 \\ \hline \end{array}$$

Ungroup to get 10 ones? _____

Ungroup to get 10 tens? _____

$$\begin{array}{r} \textcircled{2} \quad 950 \\ - 639 \\ \hline \end{array}$$

Ungroup to get 10 ones? _____

Ungroup to get 10 tens? _____

$$\begin{array}{r} \textcircled{3} \quad 300 \\ - 167 \\ \hline \end{array}$$

Ungroup to get 10 ones? _____

Ungroup to get 10 tens? _____

$$\begin{array}{r} \textcircled{4} \quad 404 \\ - 188 \\ \hline \end{array}$$

Ungroup to get 10 ones? _____

Ungroup to get 10 tens? _____

$$\begin{array}{r} \textcircled{5} \quad 420 \\ - 183 \\ \hline \end{array}$$

Ungroup to get 10 ones? _____

Ungroup to get 10 tens? _____

$$\textcircled{6} \quad 502 - 149 = \underline{\hspace{2cm}}$$

Ungroup to get 10 ones? _____

Ungroup to get 10 tens? _____

Decide if you need to ungroup. If you need to ungroup, draw a magnifying glass around the top number. Then find the answer.

$$\begin{array}{r} 531 \\ -434 \\ \hline \end{array}$$

Ungroup to get 10 ones? _____

Ungroup to get 10 tens? _____

$$\begin{array}{r} 579 \\ -296 \\ \hline \end{array}$$

Ungroup to get 10 ones? _____

Ungroup to get 10 tens? _____

$$\begin{array}{r} 391 \\ -265 \\ \hline \end{array}$$

Ungroup to get 10 ones? _____

Ungroup to get 10 tens? _____

$$238 - 177 = \underline{\hspace{2cm}}$$

Ungroup to get 10 ones? _____

Ungroup to get 10 tens? _____

- 5 Latoya's class picks 572 apples on a field trip. They bring 386 apples home with them. How many apples do they leave?

label

- 6 Elena had 735 stickers. She gives 427 stickers to her brother. How many stickers does she have left?

label

Decide if you need to ungroup. If you need to ungroup, draw a magnifying glass around the top number. Then find the answer.

$$\begin{array}{r} \textcircled{1} \quad 630 \\ - 318 \\ \hline \end{array}$$

Ungroup to get 10 ones? _____

Ungroup to get 10 tens? _____

$$\begin{array}{r} \textcircled{2} \quad 931 \\ - 845 \\ \hline \end{array}$$

Ungroup to get 10 ones? _____

Ungroup to get 10 tens? _____

$$\begin{array}{r} \textcircled{3} \quad 407 \\ - 274 \\ \hline \end{array}$$

Ungroup to get 10 ones? _____

Ungroup to get 10 tens? _____

$$\begin{array}{r} \textcircled{4} \quad 498 \\ - 276 \\ \hline \end{array}$$

Ungroup to get 10 ones? _____

Ungroup to get 10 tens? _____

- $\textcircled{5}$ Jamal has 590 craft sticks. He uses 413 craft sticks to make a building. How many craft sticks does he have left?

label _____

- $\textcircled{6}$ On Saturday, 290 people go to the roller skating rink. 184 of them are adults. How many are children?

label _____

6-13
Homework

Name _____

Decide if you need to add or subtract. Use the opposite operation to check your answer.

①
$$\begin{array}{r} 184 \\ +433 \\ \hline \end{array}$$

②
$$\begin{array}{r} 552 \\ -399 \\ \hline \end{array}$$

③
$$\begin{array}{r} 328 \\ -119 \\ \hline \end{array}$$

④
$$\begin{array}{r} 288 \\ +294 \\ \hline \end{array}$$

⑤ $967 - 548 = \underline{\hspace{2cm}}$

⑥ $474 - 355 = \underline{\hspace{2cm}}$

Solve each word problem.

- 1 Mario buys 98 plastic cups. He gives 29 to the art teacher. How many cups does he have left?

label

- 2 Joel collects baseball cards. He has 568 cards. Then he buys 329 more at a yard sale. How many cards does he have now?

label

- 3 A bird collects 392 sticks to build a nest. Then the bird collects 165 more. How many sticks does the bird collect?

label

- 4 There are 765 books in the school library. 259 are paperback, and the rest are hardcover. How many hardcover books are there in the school library?

label

The table shows the number of children who take part in different after school activities.

Use the table to solve the word problems.

Show your work.

After School Activities	
Activity	Number of Children
Art Club	378
Music Lessons	205
Sports	204
Dance Class	105
Science Club	217

- 1 One hundred seventeen girls take music lessons after school. How many boys take music lessons?

_____ label

- 2 How many fewer children signed up for music and dance than signed up for the art club?

_____ label

- 3 Write a word problem using data from the table. Solve the problem.

