



Complete your Table of Contents:

 TABLE OF CONTENTS 		
TITLE	UNIT	PAGE
Notebook Expectations	0	1
Grading Policy	0	2
Science Starters	0	3
Nature of Science	1	9

Lab Safety

Take Notes!!!

***Lab rules are
testable!***

Behavior

- You are expected to behave appropriately in all science laboratories at all times.
- Absolutely NO horseplay, goofing off, pranks or any disruptive behavior!
- Any behavior that is inappropriate for the lab will be written up and you will not be allowed to participate.
- You may also lose all of your lab privileges for the year.

Experiments

- You are only allowed to begin an experiment AFTER the teacher gives directions to do so.
- You MUST read ALL of the procedures before beginning your experiment.
- You may NOT do any experiments other than what the teacher has assigned.
- Follow directions at all times!

Lab Equipment

- You may not remove anything from the lab.
- Make sure you care for the lab equipment and materials appropriately.
- Do not carry lab materials around the room.
- You must always use two hands when moving any of the equipment.
- Never leave your experiment unattended
- It is expensive and we can't replace it easily, so take care of it!

Food in Lab?

- Absolutely NONE: No gum, no food, drinks, candy etc.!
- You may not eat anything that is a part of the lab, even if it is a food substance!
- Treat all substances as if they are hazardous!
- Don't put anything from the lab near your face!
- If you bring your lunch to school, leave it with your book bag, tucked UNDER your lab table.

Clothing

- Don't wear your favorite outfit on lab day
- Anyone with long hair must have it tied back
- No dangly jewelry (long necklaces, earrings, or bracelets)
- You must wear goggles any time we use:
 - chemicals, heat, or glassware
- You must wear CLOSED toe shoes!!!

Accidents

- Report any accidents IMMEDIATELY!
- This includes:
 - Injuries
 - Spills
 - Broken equipment
 - Broken glass
 - Fire- grab the extinguisher

Accidents

- If you break something that is glass, do NOT pick it up with your bare hands! Let a teacher know and we will help clean it up
- Do not be afraid to tell us something has happened! We have to know so we can make sure no one gets hurt!

Know where each item is located:

- fire blanket (not in all rooms)
- fire extinguisher
- Exit(s)
- eyewash station (not in all rooms)
- emergency shower (not in all rooms)
- waste disposal container (trash)
- fume hood (not in all rooms)

Procedures

- Leave your book bags away from the lab area and tucked under your lab table.
- Make sure you have your journal/lab sheet and something to write with
- Put on lab gear that will be required for that day (goggles, aprons, hair up, closed toe shoes)
- Sit at a desk and begin reading directions until you are told to begin

Procedures

- Follow ALL directions carefully!
- If you are not sure what to do, ask! Do not guess and move on, ask the teacher!
- Be respectful to others and the materials
- While at your lab station, keep the area tidy. It's easy to mess up the lab if your workstation is messy.
- *You must clean up your area before you leave*

Wafting

When it is necessary to smell chemicals in the lab, the proper technique is to cup your hand above the container and “waft” the air toward your face.

Lab Safety Quiz

- Study the notes you took and get ready for a 5 question quiz- your first grade!
 - This will be posted in Google Classroom and will be your Bell work tomorrow first thing!
- Don't forget to turn in the lab safety contract.
- You MUST turn in the contract to participate in the labs.

Name the Safety Violation



Name the Safety Violation




Name the Safety Violation



Name the Safety Violation



Name the Safety Violation



Name the Safety Violation



Name the Safety Violation



Name the Safety Violation

- List at least 3 lab safety infractions(violations) that you see in the video that you have NOT used in numbers 1-7.
- <https://www.youtube.com/watch?v=EPA5eaKjzvA>

Lab Safety

In a lab, you should NEVER

_____.



Students choose an option

Pear Deck Interactive Slide
Do not remove this bar

Lab Safety

When smelling something, what method do you use?



Students choose an option

Lab Safety

To be prepared for lab, what you should wear?



Students choose an option

Lab Safety

Conducting labs is a

_____.



Students choose an option

Pear Deck Interactive Slide
Do not remove this bar