

## FRSD Distance Learning: 1st Grade April 20-24



Hello FRSD K-5 families! As we move forward with our new distance learning format, we hope to partner with you to make this transition as smooth as possible. We know that this is a stressful time for our students and we want to be sensitive to their (and your) needs. As such, at this time distance learning at the K-5 level is being rolled out slowly, with all of our families being considered.

A paper packet will be available via the links below, each Monday which will include a weekly lesson plan as well as work from both our ELA and Math curricula. Alternately, packets will be available for pickup on Mondays at the school. Teachers will be reaching out to you at least once weekly regarding the progress of your student in their classwork. Also available to families are the online supplemental resources linked to via the COVID-19 link on the FRSD webpage under "Supplemental Learning". Please reach out to your teacher with any questions, concerns, or feedback going forward. If the school closure is extended beyond the current timeline, we will reassess our plans as needed. Thank you for your continued partnership in your child's education!



### **Contact Information:**

1. Teachers will be available from 8:00-4:00 each day.
2. If you are unable to reach a teacher for some reason, leave a message or send an email and they will get back to you within 24 hrs.
3. Please know that many of our teachers will be using Google Voice- this number may look unfamiliar when they call you

### **Differentiation/Extension/Supports:**



1. We understand that you may need to provide your child with extra support or extension activities during this time.
2. If you are unable to access the online Differentiation/Extension document online, please communicate with your child's teacher for more ideas



### **FRSD Meal Plan:**

1. FRSD is providing free meals (sack lunch & breakfast) to **anyone** 18 years or younger at the following locations in our community:
2. **VES Parking Lot:** Drive through from 11:00-12:30
3. There are 13 bus routes for meal delivery with a few stops per route. The stops/routes are listed here.

4. If you cannot make it to one of these locations and need meals delivered to your house please contact your school office by 8:00 AM of the day you need them delivered and let us know how many kids need a meal, your address and a phone number where you can be reached.



### **Stay Informed:**

Please remember to check the Fern Ridge School District webpage for updates.  
<https://www.fernridge.k12.or.us/>

Tristen Burns [tburns@fernridge.k12.or.us](mailto:tburns@fernridge.k12.or.us) 541-952-2374

Kasey Cutsforth [kcutsforth@fernridge.k12.or.us](mailto:kcutsforth@fernridge.k12.or.us) 541-995-0804

Deanna Greene [dgreene@fernridge.k12.or.us](mailto:dgreene@fernridge.k12.or.us) 541-991-6364 (Please use Remind app)

Rochelle Orme [rorme@fernridge.k12.or.us](mailto:rorme@fernridge.k12.or.us) 458-201-3136

Elizabeth Skenzick [eskenzick@fernridge.k12.or.us](mailto:eskenzick@fernridge.k12.or.us) 541-972-3950

**WEEKLY MESSAGE from grade level teams: You made it through the first week! Thank you for all your time and energy in helping your 1st grader through the packet. This week follows the same format as last week. As always, we want to hear your questions and help any way we can! --Your 1st grade teaching team**

Mon. 4/20	Tues. 4/21	Wed. 4/22	Thurs. 4/23	Fri. 4/24
Assignments	Assignments	Assignments	Assignments	Assignments
<p><b>Writing:</b> Choose one prompt from your choice board (page 19). Use 3 or more sentences with capitals, proper spacing, and end punctuation. Use any paper or the journal pages that were provided last week.</p> <p><b>Math:</b> Complete pages 3-4 in packet (problem set 7- topic: Sprint for fluency and counting to 120) OPTIONAL watch this lesson online at <a href="https://embarc.online/mod/page/view.php?id=6149">https://embarc.online/mod/page/view.php?id=6149</a></p> <p><b>Reading:</b> Using page 2 in packet, practice spelling words.</p> <p>10 minutes of Reading a book of your choice.</p> <p><b>PE:</b> 30 minutes of activity--your choice from the PE activity log.</p>	<p><b>Writing:</b> Complete the directed drawing on page 5 by following the steps. Add details from the story. Write 3 or more sentences using the sentence starter provided.</p> <p><b>Math:</b> Complete pages 6-7 in packet (problem set 8- topic: tens and ones using place value charts) OPTIONAL watch this lesson online at <a href="https://embarc.online/mod/page/view.php?id=6148">https://embarc.online/mod/page/view.php?id=6148</a></p> <p><b>Reading:</b> Using page 2 in the packet, practice high-frequency words (listed on p. 1), like you did for spelling words.</p> <p>Read "Whistle for Willie" starting on pg 78 of student book.</p> <p><b>PE:</b> 30 minutes of activity--your choice from the PE activity log.</p>	<p><b>Writing:</b> Choose one prompt from your choice board (page 19) Use 3 or more sentences with capitals, proper spacing, and end punctuation. Use any paper or the journal pages that were provided last week.</p> <p><b>Math:</b> Complete pages 10-11 in packet (problem set 9- topic: tens and ones using drawings) OPTIONAL watch this lesson online at <a href="https://embarc.online/mod/page/view.php?id=6151">https://embarc.online/mod/page/view.php?id=6151</a></p> <p><b>Reading:</b> Complete mid-week review on pages 8-9 of packet.</p> <p>Re-read "Whistle for Willie." Discuss the comprehension questions on pg 106 (you do not need to record answers, but feel free to add to your writing journal!)</p> <p><b>PE:</b> 30 minutes of activity--your choice from the PE activity log.</p>	<p><b>Writing:</b> Choose one prompt from your choice board (page 19 ) Use 3 or more sentences with capitals, proper spacing, and end punctuation. Use any paper or the journal pages that were provided last week.</p> <p><b>Math:</b> Complete pages 14-15 in packet (problem set 10- topic: adding and subtracting with tens) OPTIONAL watch this lesson online at <a href="https://embarc.online/mod/page/view.php?id=6150">https://embarc.online/mod/page/view.php?id=6150</a></p> <p><b>Reading:</b> Complete word work on pages 12-13 in packet.</p> <p>Re-read "Whistle for Willie" OR read "Pet Poems" on page 108 of student book</p> <p><b>PE:</b> 30 minutes of activity--your choice from the PE activity log.</p>	<p><b>Writing:</b> Choose one prompt from your choice board (page 19 ) Use 3 or more sentences with capitals, proper spacing, and end punctuation. Use any paper or the journal pages that were provided last week.</p> <p><b>Math:</b> complete pages 17-18 in packet (review pages)</p> <p><b>Reading:</b> Read the story "No More Cookies!" 3 times, and answer the comprehension questions on pg 16 of the packet. Focus on using complete sentences.</p> <p><b>PE:</b> 30 minutes of activity--your choice from the PE activity log.</p>

**EXTRAS FOR THE WEEK (not required):**

- Science lessons and videos at [MysteryScience.com/school-closure-planning](https://mysteryscience.com/school-closure-planning)
- Daily exploration of fun topics at [Scholastic.com/learnathome](https://www.scholastic.com/learnathome).
- IXL: Complete all "M" practice topics on Place Value. If finished with M, continue with "Q" practicing money. You can also practice social studies and science by logging into your IXL account.
- READ, READ, READ! Play and have fun!

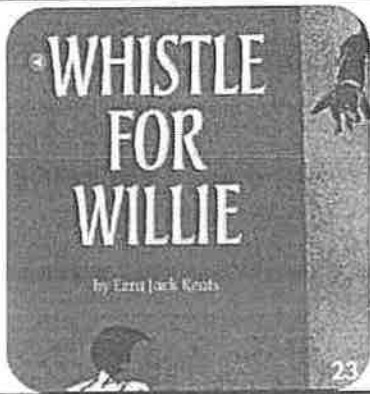
This Week at a glance

WEEK OF 4/20-4/24 MONDAY R 1

# Reading/Language Arts

## LESSON 23

### MAIN SELECTION



### ESSENTIAL QUESTION

How can you  
take good care  
of a pet?

### COMPREHENSION

**TARGET SKILL:**  
Cause & Effect  
Figurative Language  
**TARGET STRATEGY:**  
Visualize

### PHONICS

Vowel Digraph oo  
Syllable Pattern CVC

### GRAMMAR

Possessive  
Pronouns

### FLUENCY

Stress

### SPELLING LIST

look  
book  
good  
hook  
brook  
took  
foot  
shook  
wood  
hood  
crook  
hoof

### HIGH FREQUENCY WORDS

again  
along  
began  
boy  
father  
house  
nothing  
together

### WRITING

Narrative Writing:  
Story Summary  
Focus Trait: Organization

### ORAL VOCABULARY

accent  
behave  
gooey  
siesta  
sizzling  
translated

Name \_\_\_\_\_

# Spelling Words

words with oo

1. look

2. book

3. good

4. hook

5. brook

6. took

7. foot

8. shook

9. wood

10. hood

## Journeys Common Core 1st grade Spelling and Vocabulary Activities

### Lesson 23 – Whistle For Willie

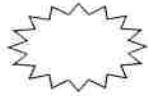
#### Spelling Activities

(Choose three in a row like 'tic-tac-toe')

Write each word two times using your opposite hand	Have a family member print out a word search with this week's spelling words: <a href="http://puzzlemaker.discoveryeducation.com/WordSearchSetupForm.asp">puzzlemaker.discoveryeducation.com/WordSearchSetupForm.asp</a>	Write your words in reverse ABC order
Write your word twice, once in regular letters and once in squiggly letters	Pyramid Words b ba bat	Write the spelling words and find at least two small words in each word
Make 'Choo-Choo Train Words'. Write each word end to end with no spaces. Use a different color for each word.	Divide each word into syllables like this: cran/ber/ry then sort the words by number of syllables	Write the definition of each word

**B**

Name \_\_\_\_\_

Number Correct: 

Date \_\_\_\_\_

\*Write the unknown number. Pay attention to the symbols.

1.	$9 + 1 = \underline{\quad}$	16.	$3 + 5 = \underline{\quad}$
2.	$1 + \underline{\quad} = 10$	17.	$8 = 5 + \underline{\quad}$
3.	$10 - 1 = \underline{\quad}$	18.	$8 - 3 = \underline{\quad}$
4.	$10 - 9 = \underline{\quad}$	19.	$2 + 6 = \underline{\quad}$
5.	$\underline{\quad} + 9 = 10$	20.	$8 = 6 + \underline{\quad}$
6.	$1 + 7 = \underline{\quad}$	21.	$8 - 6 = \underline{\quad}$
7.	$7 + \underline{\quad} = 8$	22.	$2 + 7 = \underline{\quad}$
8.	$8 - 1 = \underline{\quad}$	23.	$9 = \underline{\quad} + 2$
9.	$8 - 7 = \underline{\quad}$	24.	$9 - 7 = \underline{\quad}$
10.	$\underline{\quad} + 1 = 8$	25.	$4 + 5 = \underline{\quad}$
11.	$2 + 8 = \underline{\quad}$	26.	$9 = 5 + \underline{\quad}$
12.	$2 + \underline{\quad} = 10$	27.	$9 - 5 = \underline{\quad}$
13.	$10 - 2 = \underline{\quad}$	28.	$5 = 9 - \underline{\quad}$
14.	$10 - 8 = \underline{\quad}$	29.	$9 - 6 = \underline{\quad} - 5$
15.	$\underline{\quad} + 8 = 10$	30.	$\underline{\quad} - 6 = 9 - 7$



2. Write the numbers to continue the counting sequence to 120.

96, 97, \_\_\_\_\_, \_\_\_\_\_, \_\_\_\_\_, \_\_\_\_\_, \_\_\_\_\_,  
 \_\_\_\_\_, \_\_\_\_\_, \_\_\_\_\_, \_\_\_\_\_, \_\_\_\_\_, \_\_\_\_\_,  
 \_\_\_\_\_, \_\_\_\_\_, \_\_\_\_\_, \_\_\_\_\_, \_\_\_\_\_, \_\_\_\_\_,  
 \_\_\_\_\_, \_\_\_\_\_, \_\_\_\_\_, \_\_\_\_\_, \_\_\_\_\_, \_\_\_\_\_

3. Circle the sequence that is incorrect. Rewrite it correctly on the line.

a.

107, 108, 109, 110, 120

b.

99, 100, 101, 102, 103

\_\_\_\_\_

4. Fill in the missing numbers in the sequence.

a.

115, 116, \_\_\_\_\_, \_\_\_\_\_, \_\_\_\_\_

b.

\_\_\_\_\_, \_\_\_\_\_, 118, \_\_\_\_\_, 120

c.

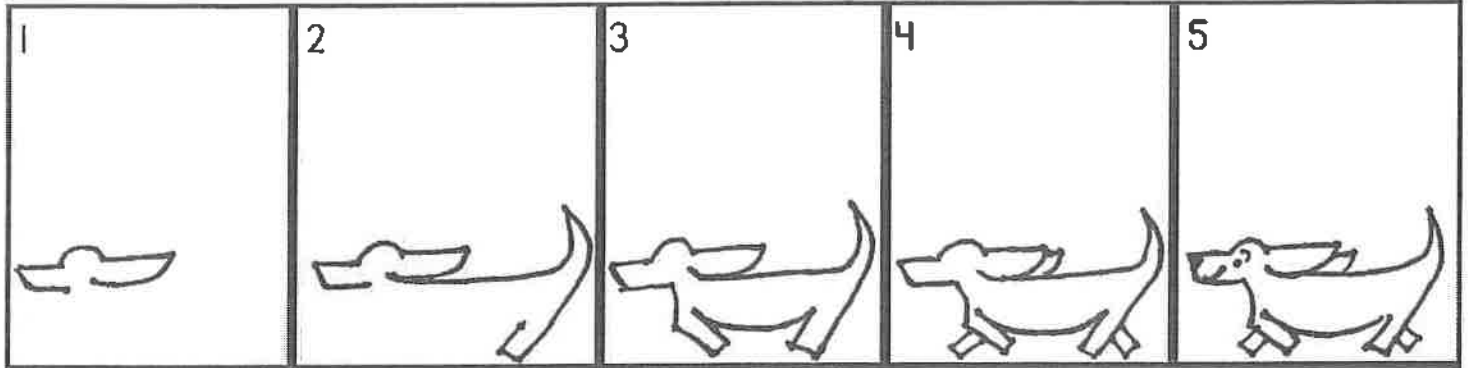
100, 101, \_\_\_\_\_, \_\_\_\_\_, 104

d.

97, 98, \_\_\_\_\_, \_\_\_\_\_, \_\_\_\_\_, \_\_\_\_\_

Name: \_\_\_\_\_

Whistle For Willie, written and illustrated by Ezra Jack Keats



Draw to show Willie finding Peter in the box.

Peter tried really hard to

Name \_\_\_\_\_

Date \_\_\_\_\_

1. Write the number as tens and ones in the place value chart, or use the place value chart to write the number.

**example**

a. 74

tens	ones
7	4

b. 78

tens	ones

**example**

c. 91

tens	ones
9	1

d. \_\_\_\_\_

tens	ones
10	9

e. 116

tens	ones

f. 103

tens	ones

g. \_\_\_\_\_

tens	ones
11	2

h. \_\_\_\_\_

tens	ones
12	0

i. \_\_\_\_\_

tens	ones
10	5

j. 102

tens	ones



2. Match.

example

a.

tens	ones
9	7

10 tens 5 ones

b.

tens	ones
10	7

10 tens 7 ones

c.

tens	ones
11	0

9 tens 7 ones

d.

tens	ones
10	5

12 tens 0 ones

e.

tens	ones
10	1

110

f.

tens	ones
12	0

11 tens 8 ones

g.

tens	ones
11	8

101

Name \_\_\_\_\_

Word Work Homework

Word Bank

Spelling:

look brook wood book took hood  
good foot crook hook shook hoof

High Frequency Words:

house father boy along  
again began together nothing

Write the spelling words three times each

1. \_\_\_\_\_  
2. \_\_\_\_\_  
3. \_\_\_\_\_  
4. \_\_\_\_\_  
5. \_\_\_\_\_  
6. \_\_\_\_\_  
7. \_\_\_\_\_  
8. \_\_\_\_\_  
9. \_\_\_\_\_  
10. \_\_\_\_\_  
11. \_\_\_\_\_  
12. \_\_\_\_\_

Sort the spelling words

4 letter words:

\_\_\_\_\_  
\_\_\_\_\_  
\_\_\_\_\_  
\_\_\_\_\_

5 letter words:

\_\_\_\_\_  
\_\_\_\_\_  
\_\_\_\_\_  
\_\_\_\_\_

Put the High Frequency words in ABC order

A B C D E F G H I J K L M N O P Q R S T U V W X Y Z

1. \_\_\_\_\_ 5. \_\_\_\_\_  
2. \_\_\_\_\_ 6. \_\_\_\_\_  
3. \_\_\_\_\_ 7. \_\_\_\_\_  
4. \_\_\_\_\_ 8. \_\_\_\_\_

Dictation Sentences - Write each sentence two times

Do your sentences have:

- ☐ Finger spaces between words
- ☐ Capital at the beginning
- ☐ Punctuation
- ☐ Words spelled correctly

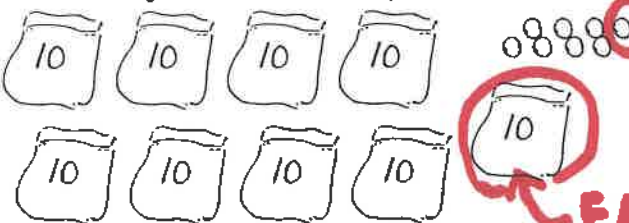
1. The boy saw the moon.
2. My father had a book.

2.

Name \_\_\_\_\_

Date \_\_\_\_\_


Count the objects. Fill in the place value chart, and write the number on the line.

1. 

tens	ones
9	8

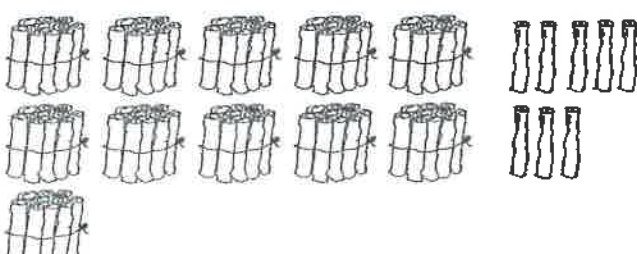
98

*EACH OF THESE IS A "ONE"*  
*EACH OF THESE IS A "TEN"*

2. 

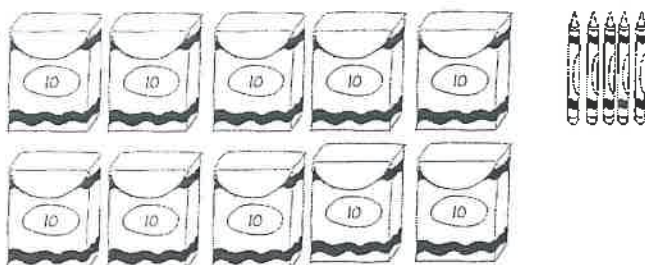
tens	ones

 \_\_\_\_\_

3. 

tens	ones

 \_\_\_\_\_

4. 

tens	ones


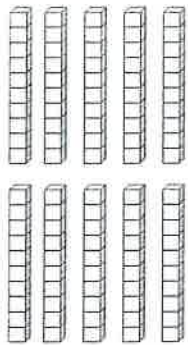
 \_\_\_\_\_

5. 

tens	ones

 \_\_\_\_\_

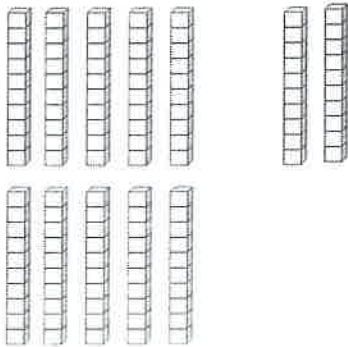
6.



tens	ones

\_\_\_\_\_

7.



tens	ones

\_\_\_\_\_

Use quick tens and ones to represent the following numbers. Write the number on the line.

8. \_\_\_\_\_

tens	ones
10	9

9. \_\_\_\_\_

tens	ones
12	0

Name \_\_\_\_\_

# Words to Know

 Listen to the sentences. Read along.

Write a word from the box to complete each sentence. Read the sentence aloud.

## Words to Know

again    began    father    boy    house

1. When you do something a second time,

\_\_\_\_\_

\_\_\_\_\_

you do it \_\_\_\_\_.

2. When you started something, you \_\_\_\_\_ it.

\_\_\_\_\_

\_\_\_\_\_

3. A \_\_\_\_\_ is a place where people live.

\_\_\_\_\_

\_\_\_\_\_

4. A child who is not a girl is a \_\_\_\_\_.

\_\_\_\_\_

\_\_\_\_\_

5. A man who has a son is a \_\_\_\_\_.



THURSDAY PAGE 13

Whistle for Willie

Phonics: Vowel Digraph  
oo (book)

Name \_\_\_\_\_

# Words with oo (*book*)

 Write a sentence for each word.

## Word Bank

hood      book      understood      wool

1.

2.

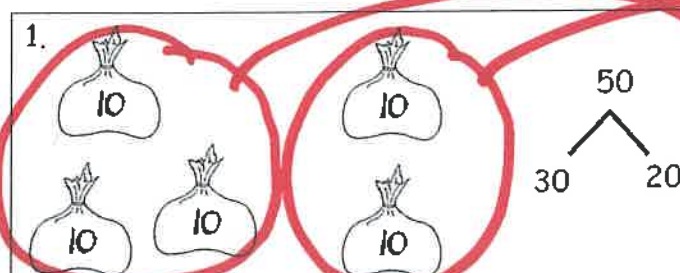
3.

4.

Name \_\_\_\_\_

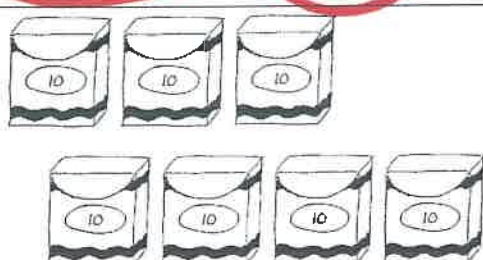
Date \_\_\_\_\_

Complete the number bonds and number sentences to match the picture.

1.   $50$   
30 20

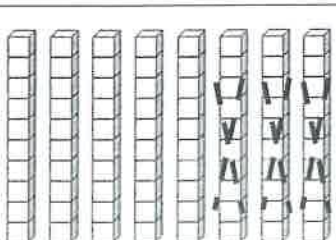
$3$  tens +  $2$  tens =  $5$  tens

$30 + 20 = 50$

2. 

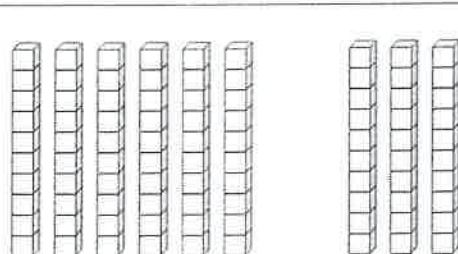
$\bigwedge$  \_\_\_\_\_ tens + \_\_\_\_\_ tens = \_\_\_\_\_ tens

\_\_\_\_\_

3. 

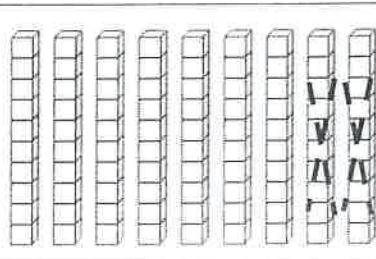
$\bigwedge$  \_\_\_\_\_ tens - \_\_\_\_\_ tens = \_\_\_\_\_ tens

\_\_\_\_\_

4. 

$\bigwedge$  \_\_\_\_\_ tens + \_\_\_\_\_ tens = \_\_\_\_\_ tens

\_\_\_\_\_

5. 

$\bigwedge$  \_\_\_\_\_ tens - \_\_\_\_\_ tens = \_\_\_\_\_ tens

\_\_\_\_\_

Count the dimes to add or subtract. Write a number sentence to match the value of the dimes.



$40 + 20 =$



$60 - 20 =$



11. Fill in the missing numbers.

a.  $40 + 40 =$  \_\_\_\_\_

b.  $50 - 30 =$  \_\_\_\_\_

c.  $10 +$  \_\_\_\_\_  $= 70$

d.  $60 -$  \_\_\_\_\_  $= 0$

e.  $90 -$  \_\_\_\_\_  $= 10$

f.  $70 +$  \_\_\_\_\_  $= 90$

g.  $50 + 40 =$  \_\_\_\_\_

h.  $100 - 30 =$  \_\_\_\_\_

i.  $100 -$  \_\_\_\_\_  $= 70$


Name: \_\_\_\_\_



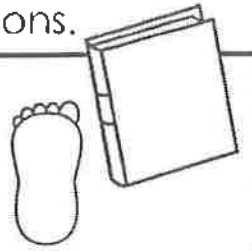
-00

# Phonics Reading Comprehension

Directions: Read the passage and answer the questions.



## No More Cookies!



Mom shook her head.

"No more cookies," she said.

She put the cookies in a wooden box. She put the box up in a nook. Mom left to go read a book.

The cookies were so good. Nico wanted more cookies. Mom wasn't looking.


Nico put his foot on a chair and stood up tall. He reached the nook. He felt the wooden box. Nico took some cookies.

That's not good, Nico!

1. What did Mom tell Nico?



2. Where did Mom put the cookies?



3. How did Nico reach the cookies?

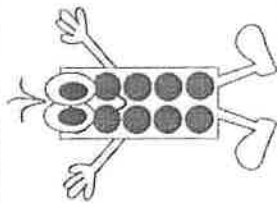


Name: \_\_\_\_\_

LNBT

Monday


Add more to the ten frames to help you find the sum.



$$\begin{array}{r} 36 \\ + 9 \\ \hline \end{array}$$



$$\begin{array}{r} 69 \\ + 8 \\ \hline \end{array}$$



$$55 + 7 = \square$$



1.OA

Tuesday

First, add the two numbers that make ten.

$$7 + 3 + 4 = \boxed{14}$$

$$3 + 4 + 7 = \boxed{14}$$

Then, add the 3<sup>rd</sup> number.

$$2 + 6 + 8 = \underline{\hspace{2cm}}$$

$$1 + 1 + 9 = \underline{\hspace{2cm}}$$

$$6 + 6 + 4 = \underline{\hspace{2cm}}$$

$$3 + 6 + 4 = \underline{\hspace{2cm}}$$

$$5 + 5 + 7 = \underline{\hspace{2cm}}$$

$$9 + 1 + 5 = \underline{\hspace{2cm}}$$

$$3 + 5 + 7 = \underline{\hspace{2cm}}$$

$$8 + 6 + 2 = \underline{\hspace{2cm}}$$

$$9 + 9 + 1 = \underline{\hspace{2cm}}$$


$$5 + 5 + 5 = \underline{\hspace{2cm}}$$

$$8 + 2 + 4 = \underline{\hspace{2cm}}$$

$$5 + 6 + 5 = \underline{\hspace{2cm}}$$


$$7 + 3 + 6 = \underline{\hspace{2cm}}$$

$$2 + 8 + 4 = \underline{\hspace{2cm}}$$



LMD

Wednesday



The caterpillar is about

\_\_\_\_\_ paperclips long.

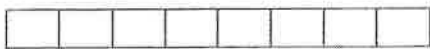
Draw a pencil that is longer than this one.



Draw a girl that is taller than this one.



Draw a boy that is shorter than this one.



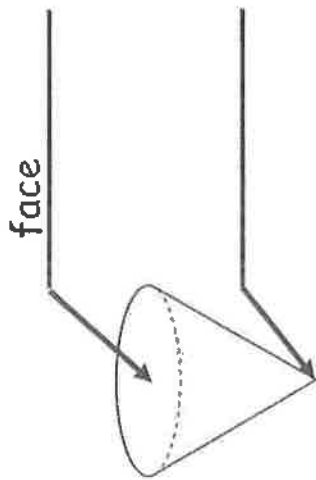
The dog is about

\_\_\_\_\_ blocks tall.

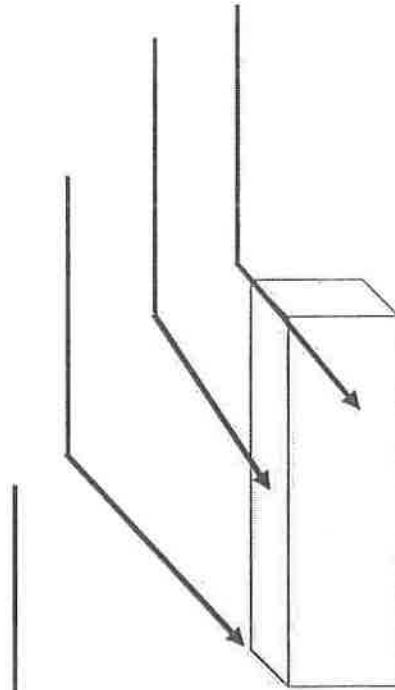
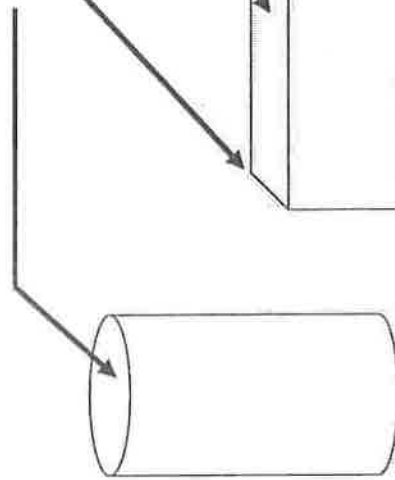
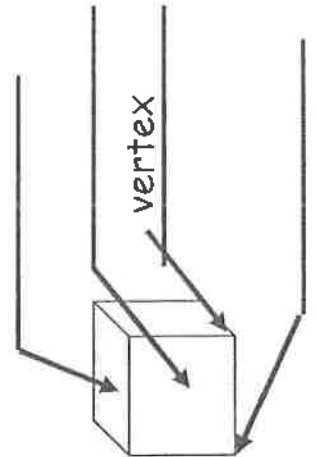


Label the faces and vertices on each shape.

face

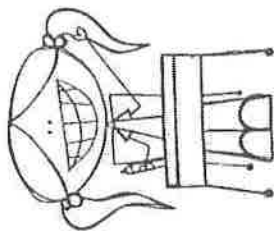


vertex



LGD

Thursday



FRIDAY  
PAGE  
18



# WRITING "CHOICE BOARD" (USE M., W, TH, F)

Tell how you would feel if you won a blue ribbon or a trophy.	One morning, you look out your window and see dogs and cats floating in the air. What happens next?	Make up a story about a pet who is out of control.	Write a story about people working together to build a playground.
Tell what it would be like to hike through a forest.	Give all the reasons for playing outdoors often.	Describe the landscape in prehistoric time.	Write a story about a child who collects pretty rocks.
Write about how you feel when you first taste lemonade.	What do you think our country's biggest problem will be 50 years from now?	While diving deep in the sea, you find a sunken ship. Tell about it.	Relate what you think of when you smell onions.
Describe what would happen if your teacher were out one day and there were no substitute to take over.	You smell fresh paint. Write a story about it.	Express how you feel when you see litter by the road.	Imagine a magic basket that never becomes empty. Tell what is in it, how it is used, and who owns it.
List all the reasons you can remember why you should cover your mouth and nose when you sneeze or cough.	Write about what you think when you hear a bell ringing.	Tell a story about a telephone that lets you see the person you are calling.	Make up a story about a new spring bug on its first green leaf.
Describe the work that must be done to keep the schoolyard looking nice.	Describe the things you see on your way to school.	If you had a friend who was bored, what would you tell him or her to do?	Describe what you think when you work with modeling clay.



# Physical Education

## ACTIVITY LOG

Kindergarten - 5th Grade

Use this activity log to track your physical activity minutes for 1 week. Have an adult put their initials next to each day that you complete 30 - 60 minutes. Do the warm-up, pick a fitness activity from the list, and do the cool down. (An example day is done for you).

Day	Warm-up	Fitness Activity	Cool Down	Total
<i>Example Day</i>	<i>Warm-up 5 Minutes</i>	<i>Family Hike 25 Minutes</i>	<i>Cool Down 5 Minutes</i>	<i>35 Minutes</i>
Monday				
Tuesday				
Wednesday				
Thursday				
Friday				

### Warm-up Routine

1. Hop on one foot around the house once or down the hall 4 times. (switch legs as needed)
2. Crab Walk down the hall 3 times or around the house.
3. Frog Hop around the house or 4 times down the hall.

### Cool Down Routine

1. Sit, knees bent, feet together, butterfly stretch. Slowly push your knees down with your elbows.
2. Cross your legs, keep them straight, slowly reach for your toes and hold for 10 seconds. (switch and repeat)
3. Arm straight, reach in front, use the other arm to slowly pull in across your chest, count to 10. (both arms).

### Fitness Activity Choices

Family Walk  
Jog Around The House  
Badminton  
Family Hike  
HIIT Workout (YouTube)  
Cosmic Kids Yoga (YouTube)  
Jump Rope  
Cup Stacking  
Bike Ride/ Scooter Ride  
Beach Body for Kids(online)  
Fit Boost Activity (online)  
Hopscotch

Tag Game  
Basketball Game  
Frisbee  
Yard Work  
Walk The Dog  
Soccer  
Zumba Kids (online)  
Build an Obstacle Course  
Outdoor Scavenger Hunt  
Playworks at Home(online)  
Four Square

Dance Party  
Croquet  
Play Catch  
Stack Wood  
Go Noodle (online)  
Wiffle Ball  
Jogging  
Build a Fort  
Juggling  
Bean Bag Toss Game  
Wall Ball

Chalk Obstacle Course on the sidewalk

Make a target, throw at it overhand and underhand ( move farther back and repeat)