

Mi & Sol

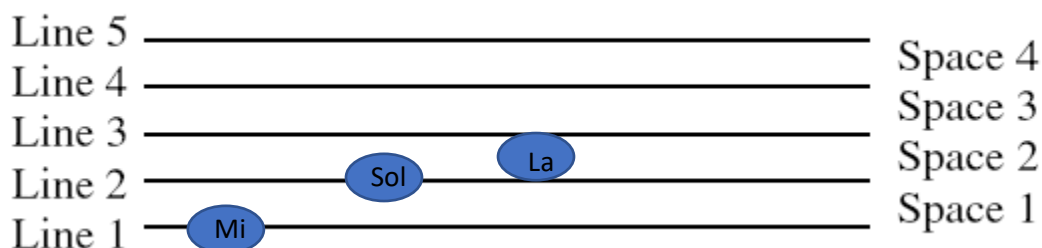
1st Grade Music Lesson Week of April 20th

This week we will be continuing with our learning of Mi and Sol and adding La. Remember that music is written on a staff that has 5 lines and 4 spaces.

The Staff

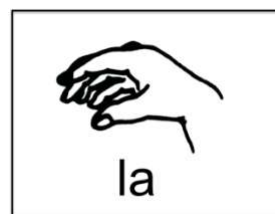
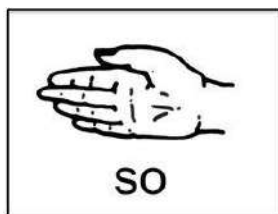
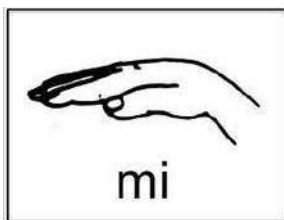


We have learned about Mi and Sol. This week we will add a new note. La. La is the pitch above Sol. It will be in the 2nd space.



The bottom line is line number 1 and the line above it is line number 2. Mi is on line 1 and Sol is on line 2. La is on space 2.

The hand signals for these pitches are:



If you play an instrument these are E G A. You can also hear the pitches if you google them.

We are also going to begin looking at intervals. An Interval is the distance between two pitches. We are looking at steps, skips and repeats.

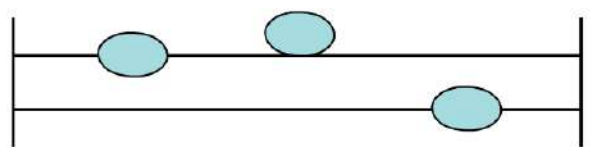
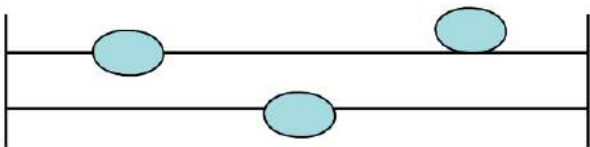
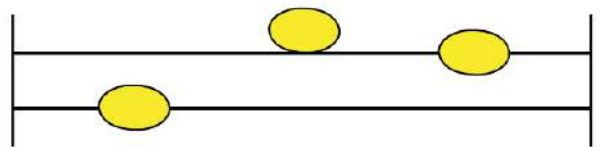
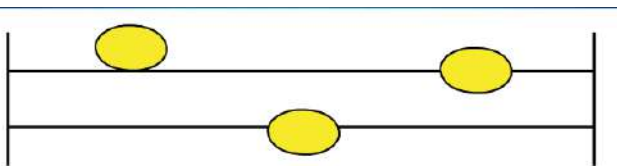
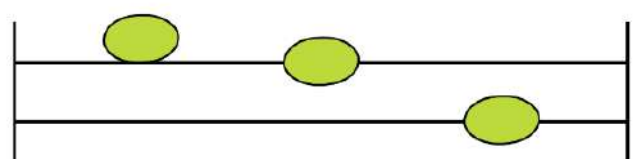
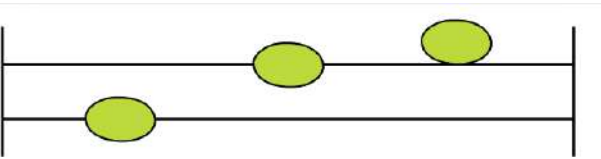
Repeat means that the two pitches are the same. They are on the same line or the same space. They are repeats of the same note. They will sound the same.

Skip is from one line to the next or one space to the next. Mi and Sol are skips.

A step is from a line to the next space or a space to the next line. Sol to la is a step.

Practice naming (and singing if you can) these different exercises. Notice Mi, Sol, La and also try to name the steps and skips.

Here are some more examples to practice:



There is no homework to return to me this week.

Have Fun!!!!