

Blackhawk School District

FIDO Bag

Day #5 First Grade

Included in this packet are the at home instructional materials that are to be completed as part of the flexible instruction day program of the Blackhawk School District. This work will be due to the teacher two days after the school cancellation.

You may email your child's teacher at any time during the day if you have questions about these assignments.

Here are the directions for today's assignments:

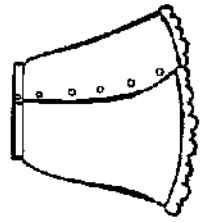
Subject	Directions
Reading	<ul style="list-style-type: none">• Play "Roll, Read, and Color" with a partner.• Highlight or circle all the words that begin with the 'sl' blend in "A Big Slip"• Read "A Big Slip" 3 times. Color in each smiley face to show how many times you read it.
Writing	<ul style="list-style-type: none">• Answer the questions on "A Big Slip" in complete sentences.
Spelling	<ul style="list-style-type: none">• Practice your spelling words using "Word Work: ABC Order". Write your spelling words in alphabetic order.
Math	<ul style="list-style-type: none">• Complete the Missing Addends page.• Complete the Graphing page about sports. Use the data to color in the graph and answer the pictures.
Additional (Science)	<ul style="list-style-type: none">• Cut, sort and paste the different items into what produces sound energy and what does not have a sound energy.
STEAM	<ul style="list-style-type: none">• Complete STEAM worksheet

Name: _____

Date: _____

Player 1

Player 2



Roll, Read, and Color

Beginning Blends sl, sc, sk & sp

Directions: Roll the dice. Find a word under that number. Read the word. Close your eyes and spell the word. Then, color in that word. Try to get four in a row! Every time you get four in a row, write a tally mark in the box at the top. Play until the board is completely colored. The person with the most tally marks wins!


1	2	3	4	5	6
slam	scare	skip	space	slide	scar
skit	span	slip	scam	skin	sport
slim	scab	skill	spot	slot	scum
skirt	spit	slug	score	skim	spare
sled	scone	skunk	spun	slap	scan

sl

Name: _____

A Big Slip

I wanted to sled down the slope.
"Go slow!" said mom. Uh oh, I went
too fast and slammed into a tree.



"Ouch!" I said. My sleeve was full of twigs. My
mom took me home. She put my arm in a sling.
Then she gave me a slice of pizza. After, I slept. "I
feel better now!" I said. But I don't want to slide
down the slope anymore!



① What did the author slam into?

② Why did mom put the author's arm in a sling?

③ What did the author eat?

Abc Order

Directions: Sort your words in alphabetical order. Record words below in your best handwriting.

1

6

2

7

3

8

4

9

5

10

Name _____ 1.OA.4

Show What You Know

about Missing Addends

Directions: Solve by finding the missing addends.

1. $6 - 4 = \underline{\quad}$

$4 + \underline{\quad} = 6$

2. $9 - 5 = \underline{\quad}$

$5 + \underline{\quad} = 9$

3. $12 - 11 = \underline{\quad}$

$11 + \underline{\quad} = 12$

4. $15 - 7 = \underline{\quad}$

$7 + \underline{\quad} = 15$

5. $18 - 5 = \underline{\quad}$

$5 + \underline{\quad} = 18$

6. $3 - 1 = \underline{\quad}$

$1 + \underline{\quad} = 3$

7. $16 - 10 = \underline{\quad}$

$10 + \underline{\quad} = 16$

8. $12 - 8 = \underline{\quad}$

$8 + \underline{\quad} = 12$

9. $8 - 6 = \underline{\quad}$

$6 + \underline{\quad} = 8$

10. $4 - 2 = \underline{\quad}$




$2 + \underline{\quad} = 4$


Name _____

1.MD.4

Show What You Know about Graphing

Directions: Count how many of each picture to color in the graph. Answer the questions about the graph.



Which has the **most**? Circle your answer.



Which has the **least**? Circle your answer.



How **many** of each? Write your answer.



Name: _____

Date: _____




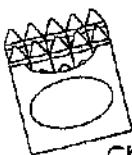

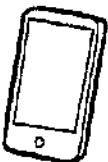






Sound Energy Sort

color the pictures. cut out the pictures at the bottom. sort them into the correct column.

Sound Energy	Not Sound Energy




guitar 	party hat 	car 	crayons 	whistle 
cell phone 	shoes 	sand castle 	drums 	lollipop 

Taking Care of the Earth


We use air, water, soil, rocks, and minerals from the earth. We need to take care of the earth and stop wasting its resources.

Read each sentence below and circle the picture that goes with it. Then color all the pictures.

1. Turn off the water while you are brushing your teeth.



2. Turn out the lights you are not using.



3. Recycle paper, cans, and glass.



4. Plant trees.



Be a Scientist! Draw a picture to show how you can take care of the earth.