



Fridley Public Schools Adopted Budget FY 2017-18 June 20, 2017

Matthew Hammer, Director of Finance

Fridley Budget Planning

Improving academic achievement

Using the most effective
instructional strategies

Maintaining a safe and positive
learning environment

Building financial stability

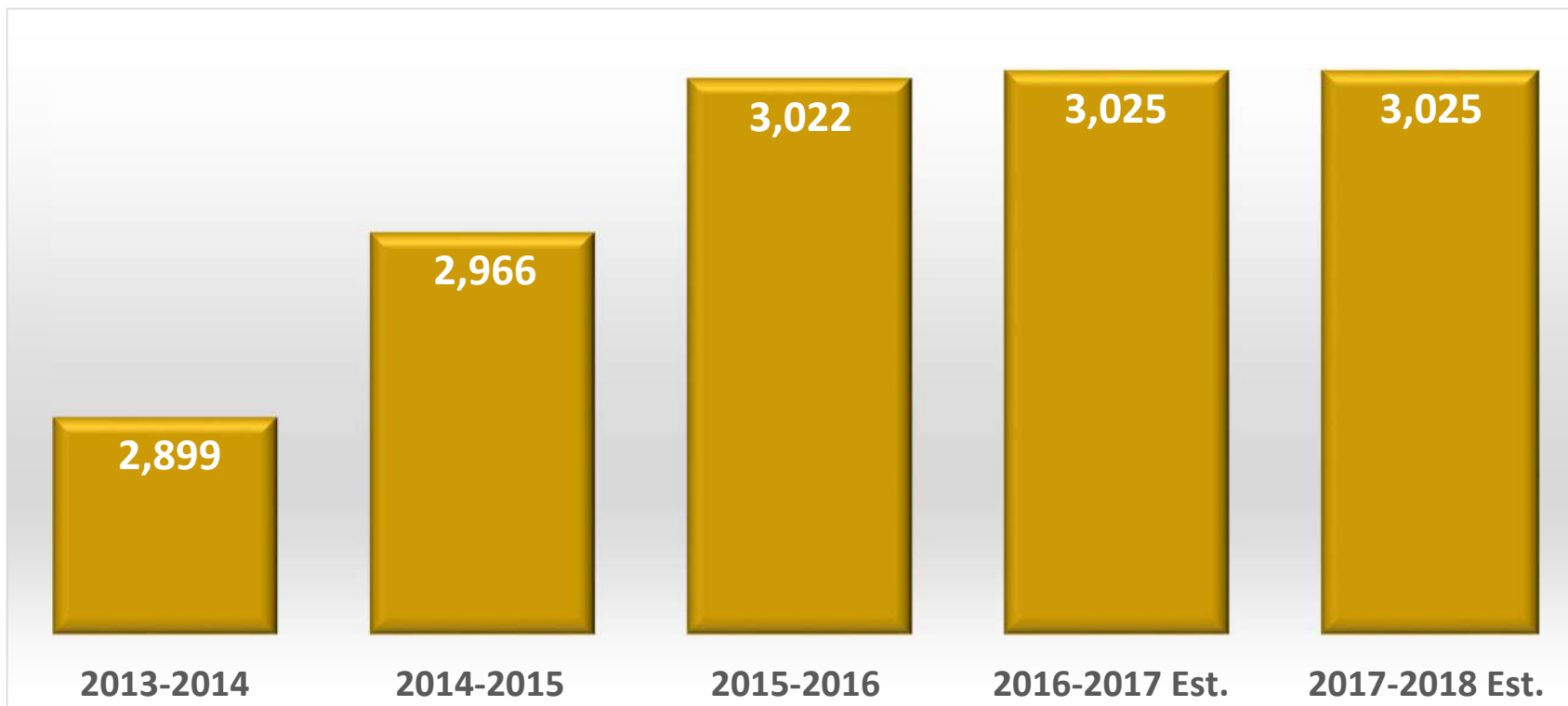
Improving parent, school and
community partnership



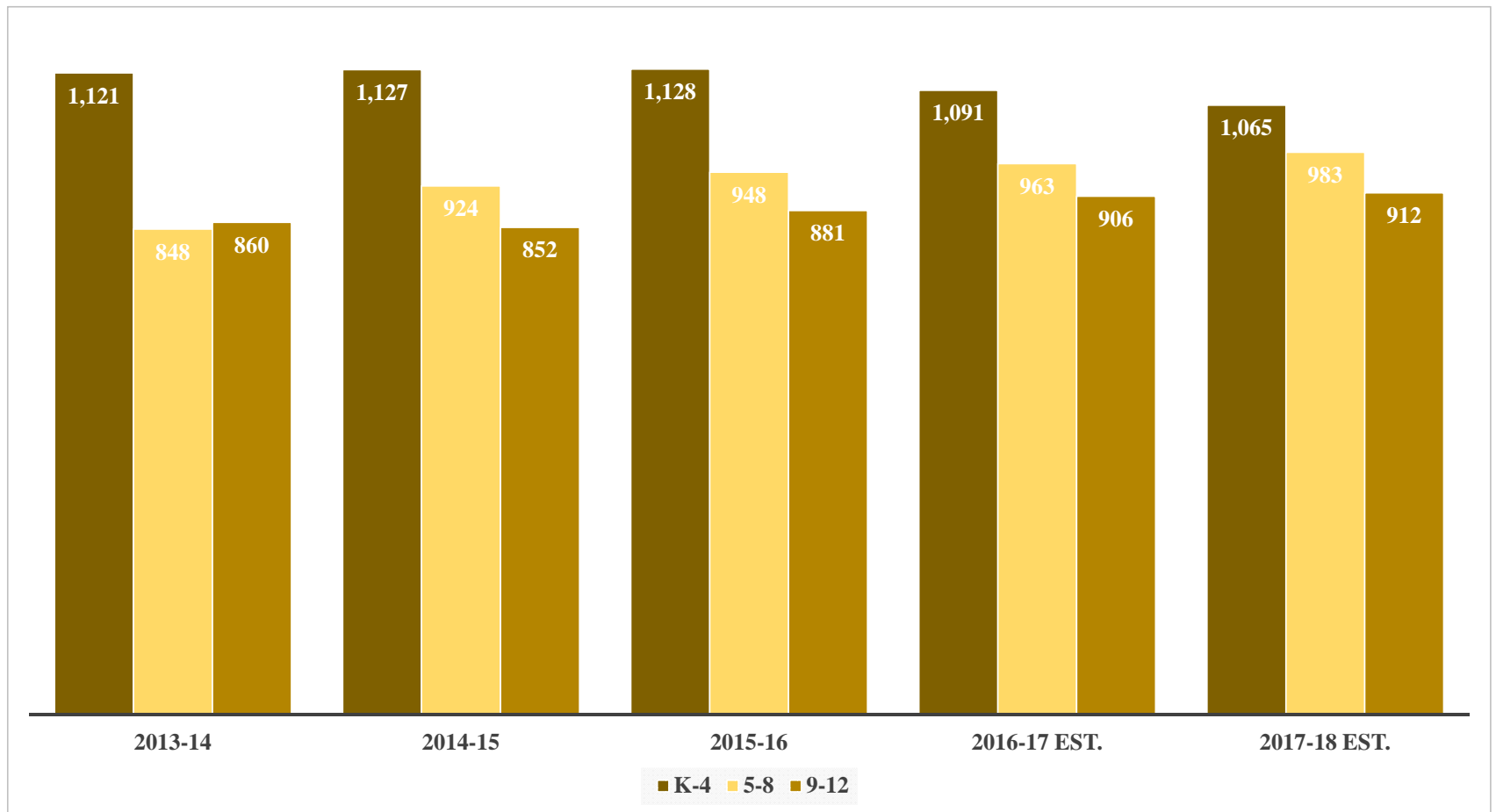
Enrollment



Enrollment

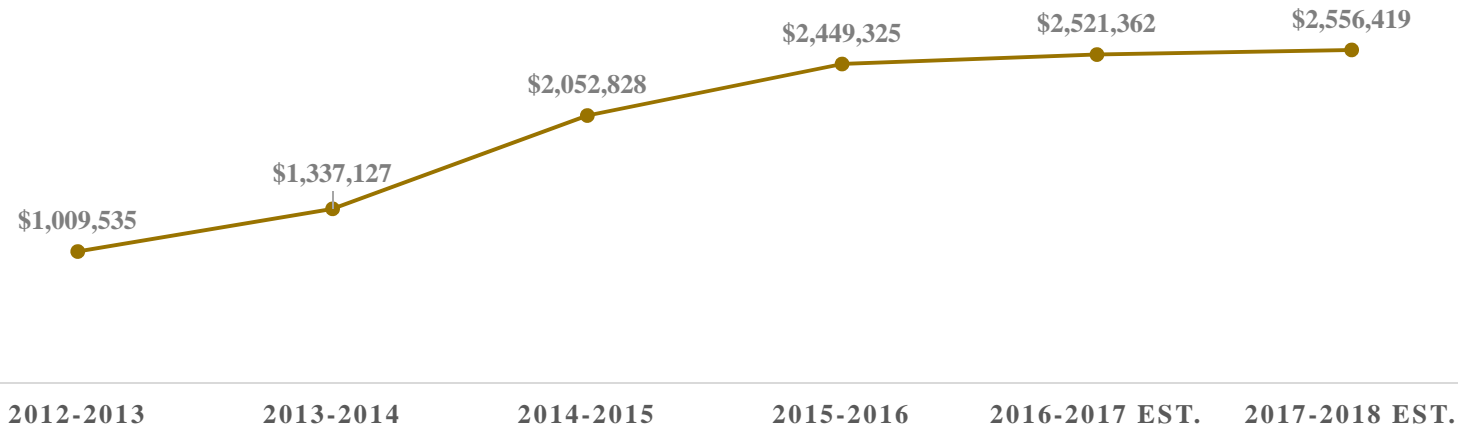


Enrollment



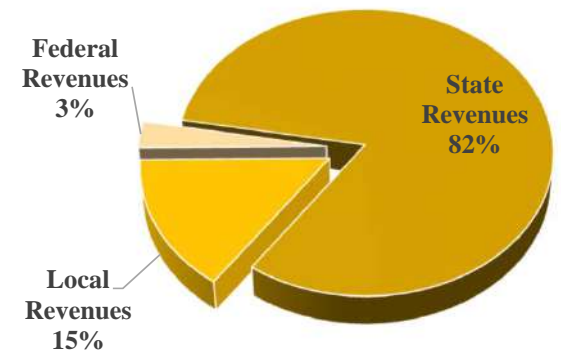
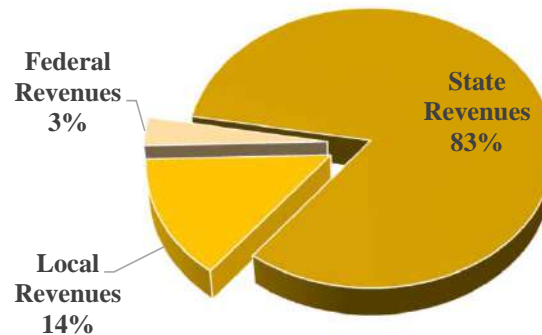
General Fund Unassigned Fund Balance

	Actual FY12-13	Actual FY13-14	Actual FY14-15	Actual FY15-16	Budget FY16-17	Budget FY17-18
Expenditures	\$29,346,947	\$28,817,392	\$29,572,625	\$32,472,338	\$33,034,856	\$34,524,742
Fund Balance	\$1,009,535	\$1,337,127	\$2,052,826	\$2,449,325	\$2,521,362	\$2,556,419
Fund Balance %	3.44%	4.64%	6.94%	7.54%	7.63%	7.40%



Revenue By Source

<u>Revenue Source</u>	<u>FY 16 Actual</u>	<u>FY 16 %</u>	<u>FY 18 Budget</u>	<u>FY 18 %</u>
State Revenues	\$34,177,980	82.9%	\$35,814,767	82.0%
Local Revenues	\$5,756,191	13.9%	\$6,530,676	15.0%
Federal Revenues	\$1,338,423	3.2%	\$1,291,652	3.0%
Incoming Transfers Other Funds	\$0	0.0%	\$0	0.0%
Total	\$41,272,594	100.0%	\$43,637,095	100.0%

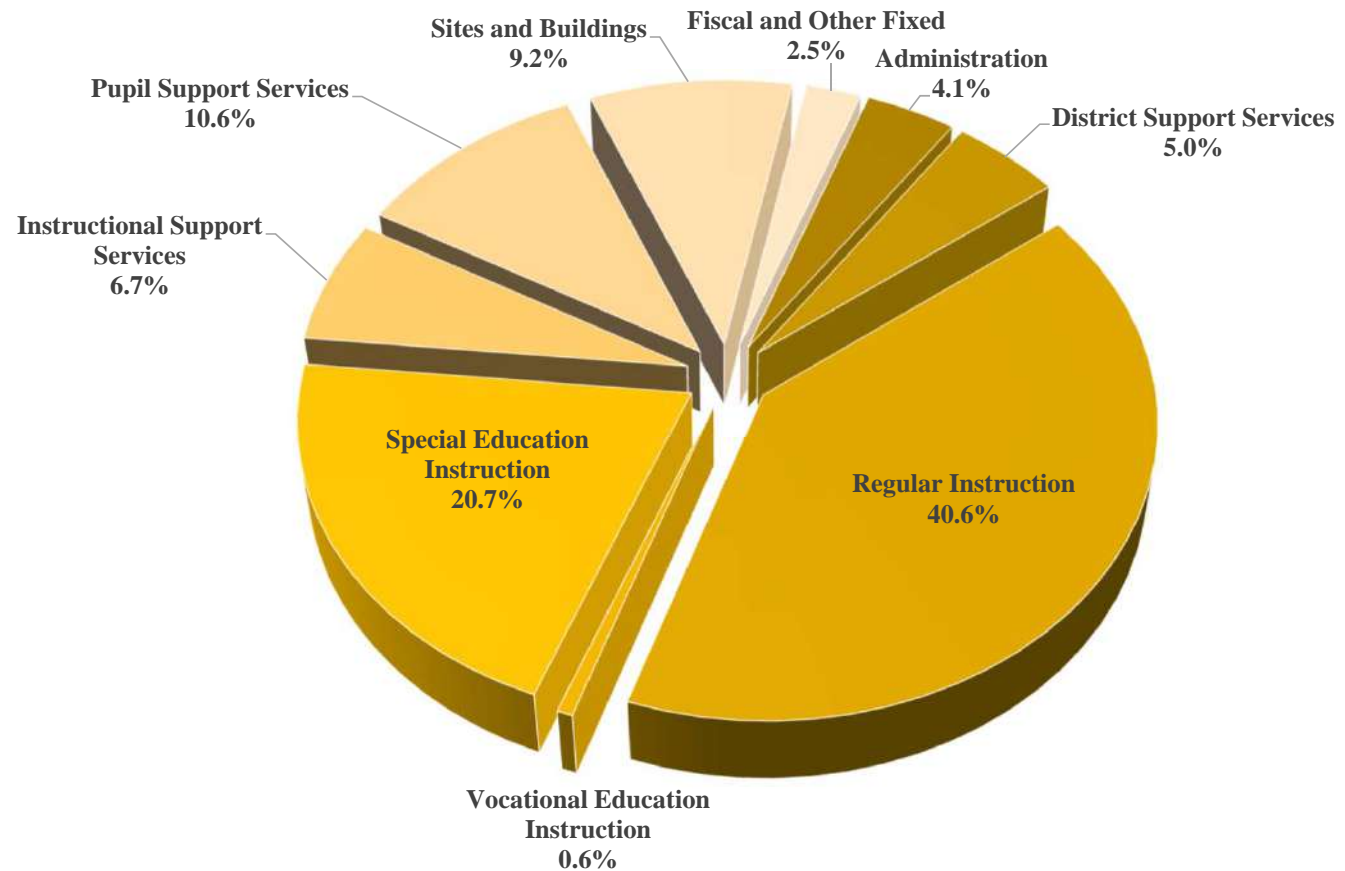


General Fund Budget

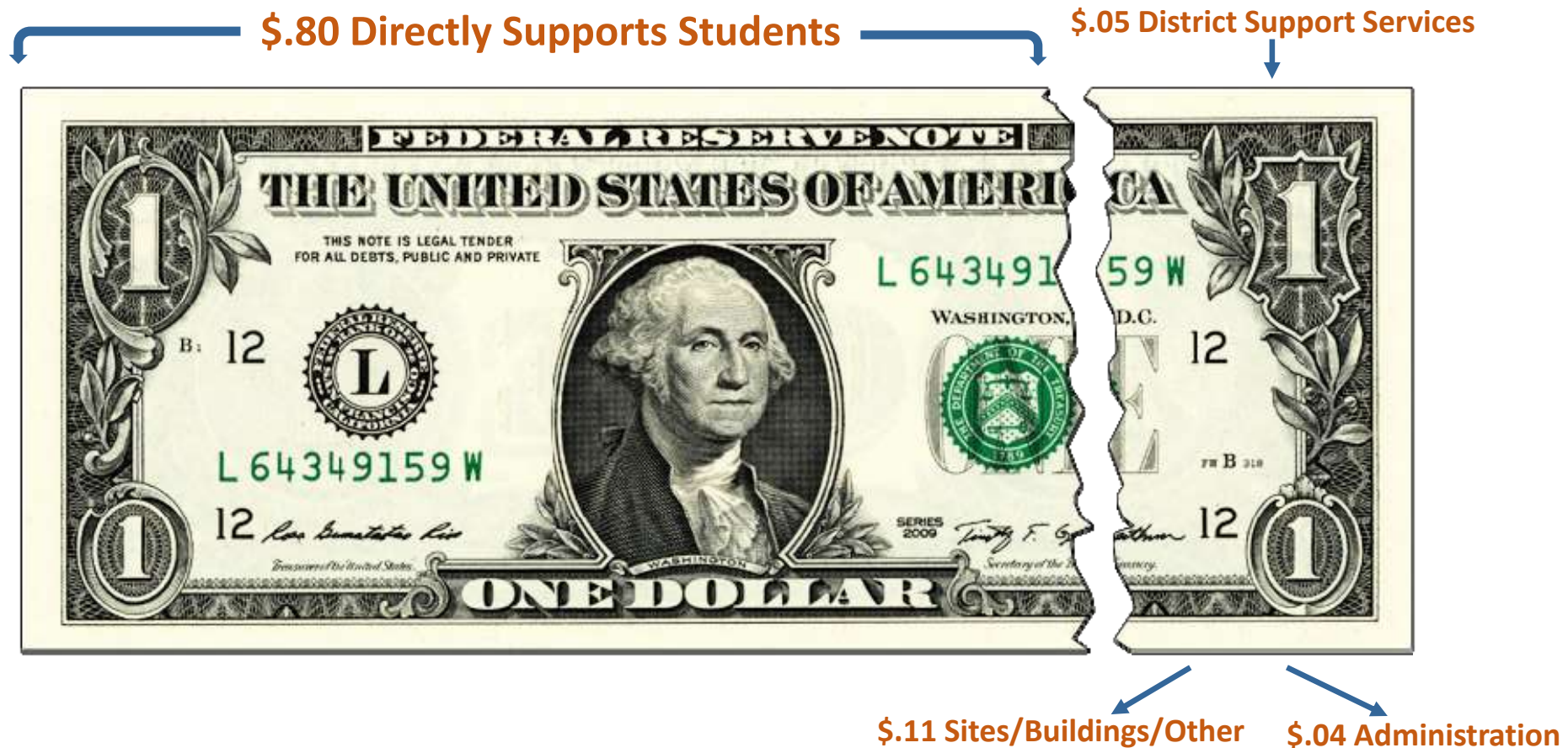
FY17-18 Unassigned Revenues	\$34,559,798
FY17-18 Unassigned Expenditures	<u>\$34,524,742</u>
Surplus	\$ 35,056

Ending Fund Bal June 2017	\$ 2,521,362
Estimated Fund Bal June 2018	\$ 2,556,419
June 30, 2018 Fund Balance %	7.40%

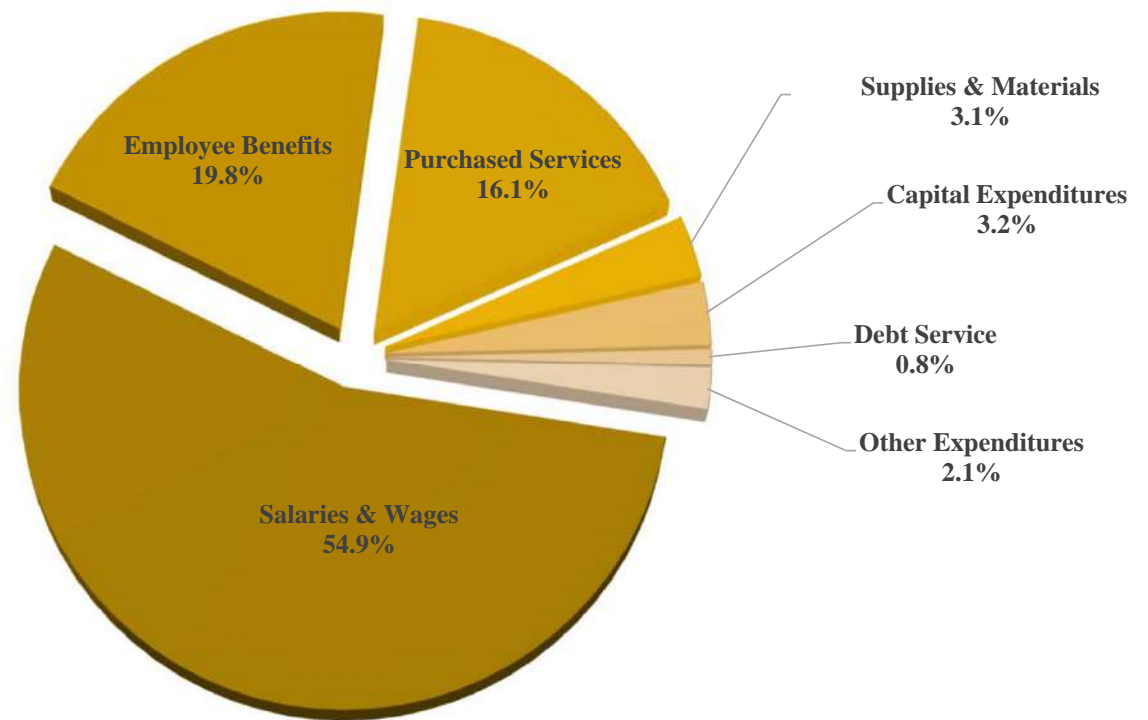
Expense Budget Fiscal Year 2018



Expense Budget Fiscal Year 2018



Expense Budget Fiscal Year 2018



Food Service

FY17-18 Revenues	\$2,042,158
FY17-18 Expenditures	<u>\$2,119,551</u>
Deficit	\$ (77,353)
Ending Fund Bal June 2017	\$559,793
Estimated Fund Bal June 2018	\$482,440

Community Service

FY17-18 Revenues	\$ 3,022,601
FY17-18 Expenditures	<u>\$ 3,033,541</u>
Deficit	(\$ 10,940)

Ending Fund Bal June 2017	\$ 223,571
Estimated Fund Bal June 2018	\$ 212,631

Other Funds

	Capital Projects	Internal Service	Debt Service
FY17-18 Revenues	\$ 472,463	\$ 5,951,000	\$ 4,369,583
FY17-18 Expenditures	\$ 4,966,463	\$ 5,513,250	\$ 4,395,140
Surplus/(Deficit)	\$ (4,494,000)	\$ 437,750	\$ (25,558)
 Est. Fund Bal. 6/30/17	 \$ 7,898,912	 \$ 5,757,233	 \$ 290,367
Est. Fund Bal. 6/30/18	\$ 3,365,912	\$ 6,194,983	\$ 264,809

Questions / Comments

Matthew Hammer

Director of Finance

Fridley Public Schools

Matt.Hammer@Fridley.k12.mn.us