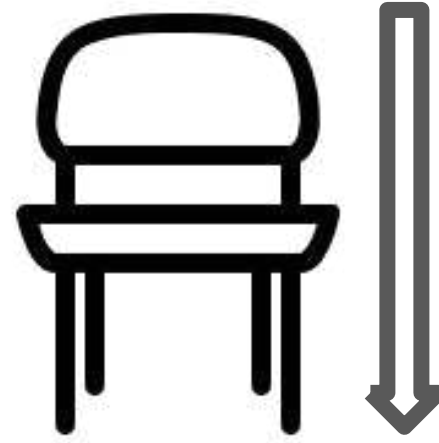


Welcome



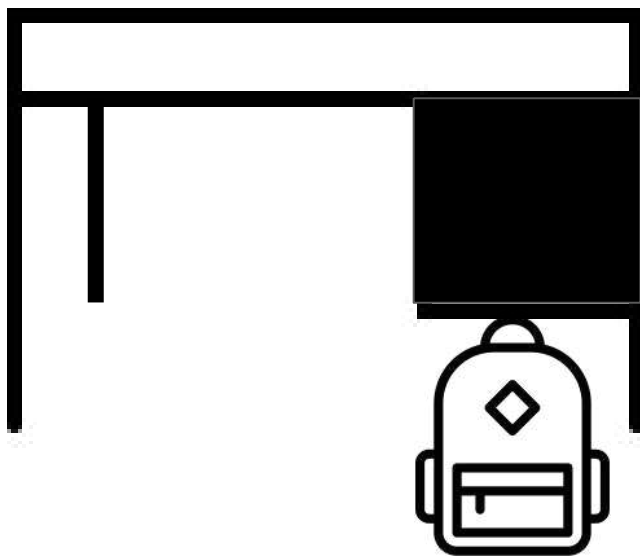
Wash your hands



Put your chair down




Hang coat on chair



Backpack under your desk
(under metal compartment)



Water bottle in
back window



Start handwriting or
Read a book.





Green Partner



Blue Partner



Green Partner




Blue Partner





Good morning. My name is ____.
I am grateful for ____.



Good morning ____ My name is ____.
I am grateful for ____.



Rule 1

FOLLOW
DIRECTIONS
QUICKLY!



Show Respect

Rule 2

RAISE YOUR HAND
FOR PERMISSION
TO SPEAK!




WholeBrain
TEACHING

Rule 3


RAISE YOUR HAND
FOR PERMISSION
TO LEAVE YOUR
SEAT!



Tissue Routine



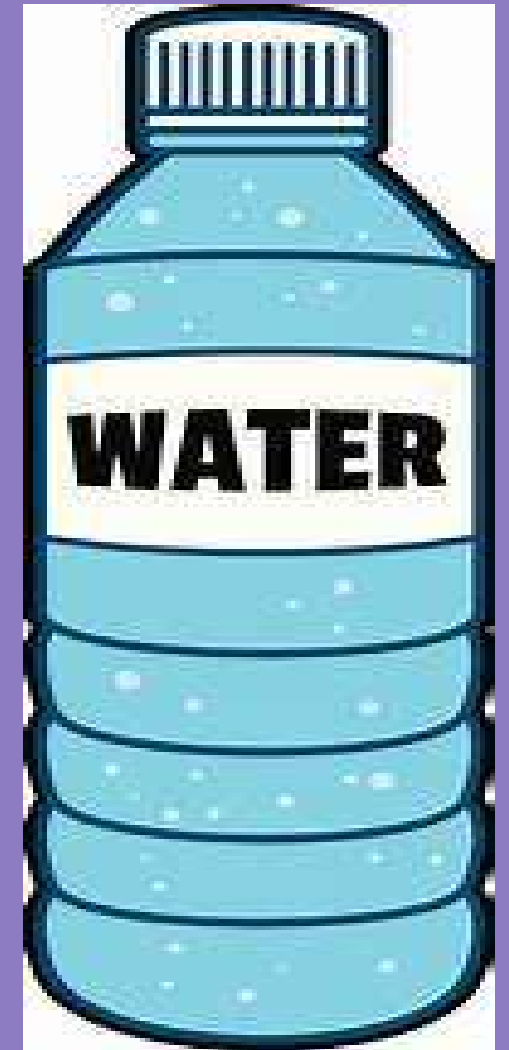
- Raise hand and Touch your nose signal
- Silently get Tissue in back of room
- Only use 1 tissue
- Blow out 2 times,
on each nostril
- Throw away tissue
- Wash your hands
- Return to seat silently



Water Routine




- Silent the entire time
- Only ask when the teacher is not teaching.
- Sip it in the back of the room.
- Remove lid and turn upside down to signal refill (as time allows)
- Return to seat silently



Restroom Routine

- Silent the entire time
- One boy or girl at a time
- Wash your hands
- Do your business quickly
- 2 sheets of toilet paper
- Repeat until clean
- Flush
- Wash your hands
- Return to seat silently



Rule 4

MAKE **SMART**
CHOICES!



Rule 5




KEEP YOUR DEAR
TEACHER HAPPY



WholeBrain
TEACHING

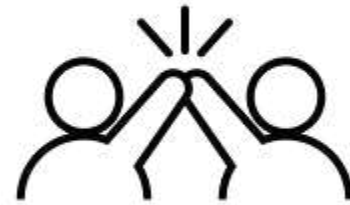
DIAMOND RULE

KEEP YOUR EYES ON THE TARGET!





The people in my family are _.



The people in my family are _.



Recess Rules



- Be safe with your body.
- Always walk on the blacktop and sidewalks.
- Show respect for others.
- Follow instructions given by supervisors.
- Stay in the designated playground area, unless you have permission from an adult.
- Ask for permission before going to the bathroom.
- Use only designated “Recess Restrooms.”

Recess Rules



- Leave jackets and lunch boxes on our line
- Walk on blacktop and concrete
- If you take a ball, put it back when you are done
- Leave wood chips, sticks, etc. on the ground
- Go Up ladders and down slides
- Running is allowed on the grass only
- Tag with one hand is allowed on the grass only
- Swing back and forth only. Count to 60 if all are full.

Buddy Bench



The buddy bench is a place at recess where you can go if you have no one to play with or you want to make new friends. The buddy bench isn't a place to just sit. It is a place to make new friends. If you see someone on the buddy bench, please invite them to play with you.



My name is _____ and you should get
to know me, because I'm good at _.



Fire Drill




Fire Drill Rules



1. Stop
what you
are doing.



2. Line up
quietly.



3. Walk out
of the building.



Earthquake Drill

1. DROP down onto your hands and knees.
2. COVER your entire body underneath your desk.
3. HOLD ON to your desk leg until the shaking stops.



Lockdown Drill

This drill helps us stay safe if someone is in the building that should not be.







Green Partner



Blue Partner



Green Partner




Blue Partner





Hello. My name is ____.

I was feeling ____ about school today.



Hello ____.

My name is ____.

I was feeling ____ about school today.



Nice to meet you (Name).



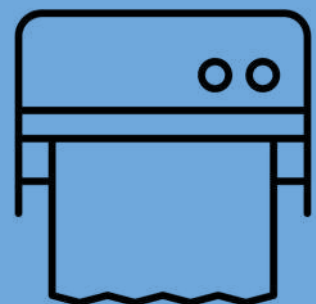
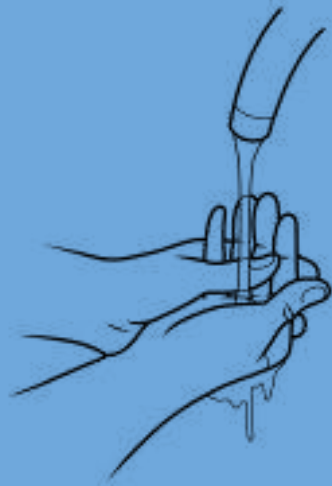
Nice to meet you too (Name).



Teacher will call students:

Handwashing in Line

- Get soap
- Go to the back
- Scrub hands in line
- Rinse
- Paper towels (no more than 2 sheets)
- Throw away paper towels
- Go to seat silently
- Read, Draw, or Sit Quietly



Line Manners




How do we line up?

Stand up, push your chair in, Wait to be called to the line by your teacher. Voices quiet, eyes forward, body to self.

You may be called in various ways to line up, please pay attention so you know when to line up.

You will line up in line order as assigned, except for at lunch time. Each day my leader moves to the back to be the caboose the next day. The rest of the line moves forward.



How do we travel around the school?

Silent


SHOW
RESPECT

Straight

DIRECTLY
BEHIND PEERS

Safe

WALKING
FEET



How do we go to lunch?

Jackets on.

Teacher will call you based on what you chose this morning.

A




B

C

Home Lunch (bring lunch box)

Remember Line Expectations:

Silent, Safe, Straight



How do we eat lunch?

Be Safe

Walking Feet
& Two Hands




Show Respect

Small Voices
& Calm Bodies



Pursue Excellence


Be friendly



After you eat lunch.

Be Safe

Stay Seated
Until Dismissed
to go to Recess



Be Responsible

Clean Up
your mess



Be Responsible

Put your lunch
box & jacket on
our line.

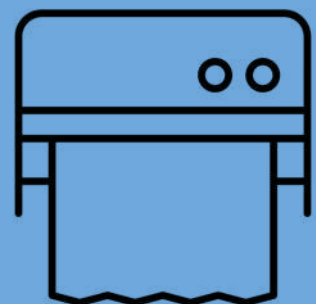
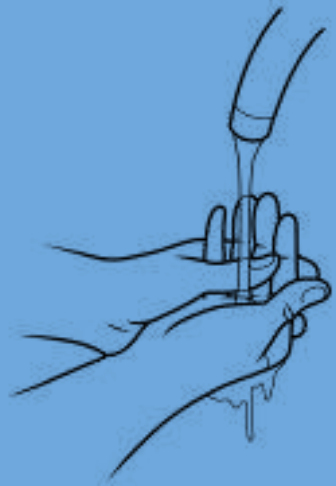




My name is _____.

At recess, I like to play _____.





Handwashing in Line

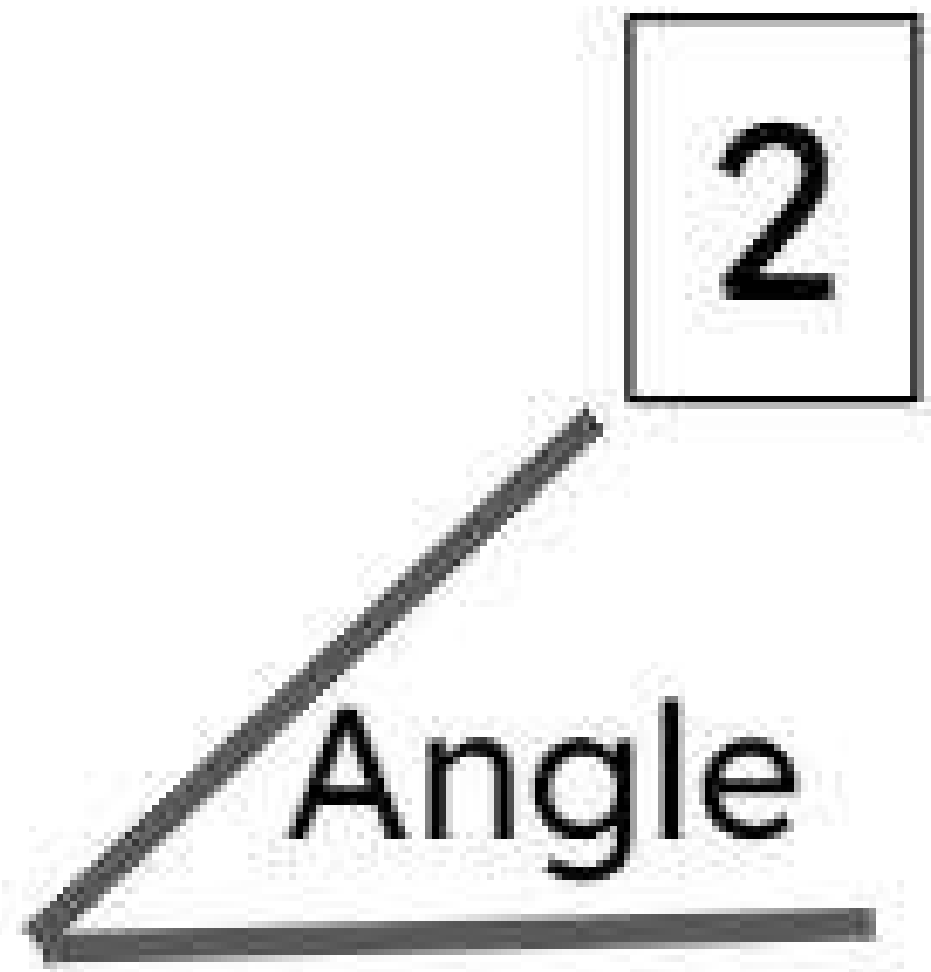
- Get soap
- Go to the back
- Scrub hands in line
- Rinse
- Paper towels (no more than 2 sheets)
- Throw away paper towels
- Go to seat silently
- Start Math or Sit Quietly

Line Manners



Even

Odd



$$0+2=2$$

$$1+1=2$$

$$2+0=2$$

two



My name is _____ and the best thing about
recess was _____.





My name is _____ and one thing that
worried me was _____.



My name is ____.

One thing I liked about today was ____.

My name is ____.

One thing I liked about today was ____.



How do we prepare to leave for the day?



**1. Clean
Your
Desk**



**2. Get
Backpack
and Folder
Ready**




**3. Don't forget to put
your homework,
headphones, &
water bottle
in your backpack.**

**4. Put your jacket
and backpack on.**

**5. Stand
Silently**



How do we prepare to leave for the day?



Put your chair up




I will dismiss bus riders to walk to bus line.

If you are being picked up, line up in line order.

Be sure to show me who is picking you up and wait for me to say, "Goodbye."

Line Manners



Hello. My name is ____.

One thing I liked about that book was ____.

Hello ____ My name is ____.

One thing I liked about that book was ____.



My name is ____.
My favorite book is ____.

My name is ____.
My favorite book is ____.



References

Biffle, C. (2022, August 11). Quick Start 4. Whole Brain Teaching
www.wholebrainteaching.com parts copied from bit.ly/WBTQuickStart4

Burnett, M. (2022, August 8). Beginning of the year Classroom School Rules and Expectations,
https://docs.google.com/presentation/d/1ZyN5bJtocH_LyRzrw7mC9zTf4ngXL_TWnkC5EOQgPM/edit?usp=sharing

Danneburg, J. (2000). First Day Jitters. Charlesbridge.

Noun Project Inc. (2022, August 11). Icon Library. The Noun Project.
thenounproject.com