


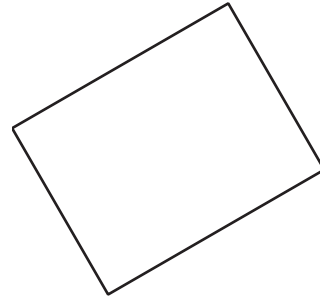
Flat Shapes All Around Us: End-of-Unit Assessment

1. Color the 3 rectangles.

A.



D.



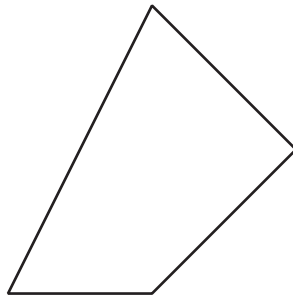
B.



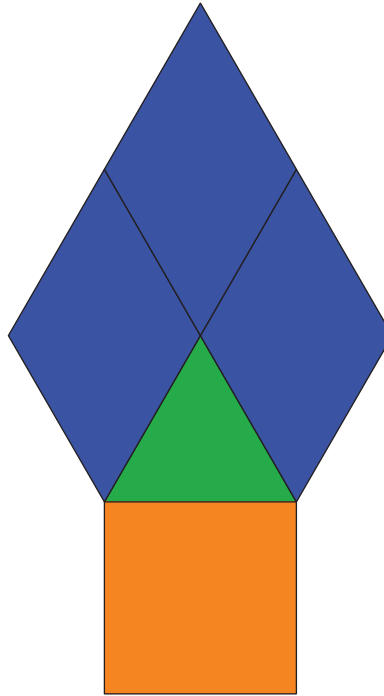
E.



C.




2. After you listen to each statement, circle “yes” if it is true and “no” if it is not true.



- | | | |
|--|-----|----|
| a. The square is below the triangle. | yes | no |
| b. The triangle is below the square. | yes | no |
| c. There are 6 pattern blocks in the puzzle. | yes | no |
| d. There are 5 pattern blocks in the puzzle. | yes | no |
| e. The triangle is above the square. | yes | no |
| f. The square is above the triangle. | yes | no |

3. a. Circle the rectangle that is longer.



b. Circle the rectangle that is shorter.



4.



a. Circle objects in the picture that look like rectangles.

b. Cross out objects in the picture that look like triangles.