

Lesson 3: Measure in Halves and Fourths of an Inch

- Let's measure lengths in halves of an inch and quarters of an inch.

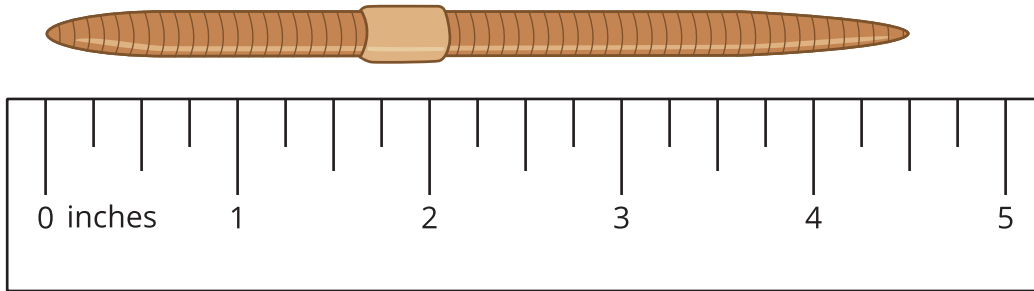
Warm-up: Notice and Wonder: Rulers

Look at the rulers you have been using to measure and the ruler your teacher gave you.

What do you notice? What do you wonder?

3.1: Halves and Quarters

1. Kiran and Jada are discussing the length of a worm.




- Kiran says that the worm is $4\frac{2}{4}$ inches long.
- Jada says that the worm is $4\frac{1}{2}$ inches long.


Use the ruler to explain how both of their measurements are correct.

2. Measure the length of the following worms.

A



B



C



D



3.2: Measure and Describe

1. Use the ruler you received today to measure some objects around the room.

Find at least 1 object whose length is a whole number of inches and at least 3 objects whose lengths are not whole numbers.

| object | length |
|--------|--------|
| | |
| | |
| | |
| | |
| | |
| | |
| | |
| | |

2. Trade lists with another group. Find a length that could be written a different way.

| object | length | equivalent length |
|--------|--------|-------------------|
| | | |
| | | |
| | | |
| | | |