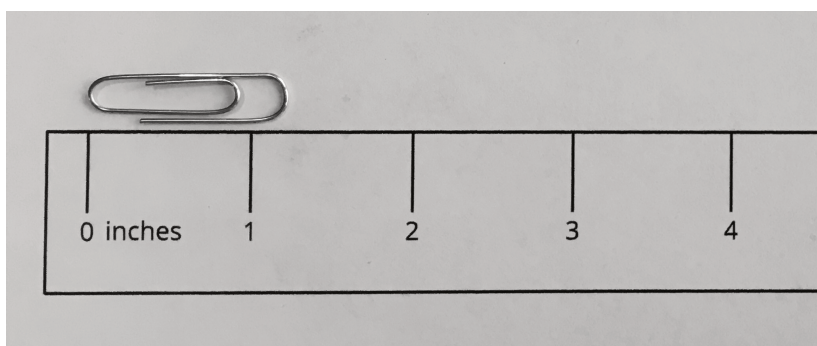


Lesson 2: Measure in Fourths of an Inch

- Let's measure lengths in quarters of an inch.

Warm-up: Estimation Exploration: Measure in Inches

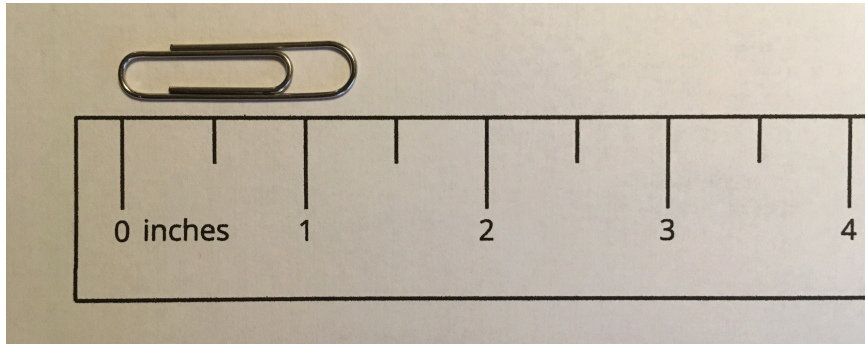
What is the length of the paper clip?



Record an estimate that is:

too low	just right	too high

2.1: Partition Inches into Fourths



You will need the ruler that was not partitioned in an earlier activity.

1. With your partner, partition the ruler to show fourths of an inch.
2. Take turns using this ruler to measure the length of 4 objects around the room.

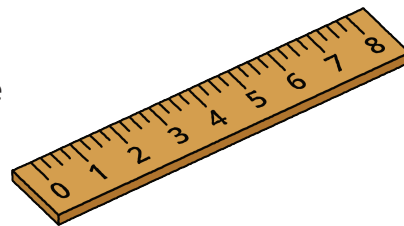
object	length

2.2: Find Some Lengths

You will need the rulers you partitioned for this activity.

With your partner:

- Find at least 4 objects in the classroom that have the lengths shown in the table.
- Practice saying each measurement.
- Record the object in the table. If you find an object that is a whole number plus a fraction of an inch, write the exact measurement.



object	length
	$2\frac{1}{2}$ inches
	$1\frac{1}{4}$ inches
	$3\frac{3}{4}$ inches
	$8\frac{1}{2}$ inches
	a whole number of inches
	a whole number and $\frac{1}{4}$ inches
	a whole number and $\frac{2}{4}$ inches
	a whole number and $\frac{3}{4}$ inches