

Lesson 13: Multiples of 100

- Let's explore multiples of 100 and how other numbers relate to them.

Warm-up: Estimation Exploration: Marching Band

How many people are in the marching band?



Record an estimate that is:

| too low | about right | too high |
|---------|-------------|----------|
| | | |

13.1: About 100? Close to 100?

1. Here are the numbers of people in different parts of a school at noon during a school day.

- playground: 94
- cafeteria: 163
- art room: 36
- library: 13
- classrooms: 216
- gymnasium: 109
- music room: 52

Where in the school would you say that there are about 100 people?

Record the numbers in the table. Be prepared to explain your reasoning.

| about 100 | not about 100 |
|-----------|---------------|
| | |

2. Now decide if the number of people in each part of the school is close to 0, close to 100, or close to 200.

If you don't think a number belongs in any column, set it aside. Be prepared to explain your reasoning.

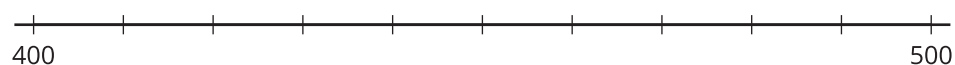
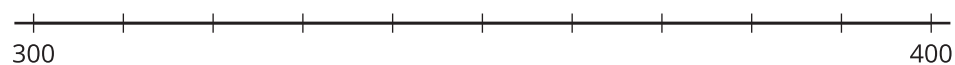
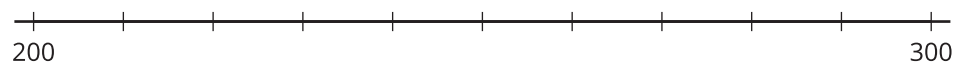
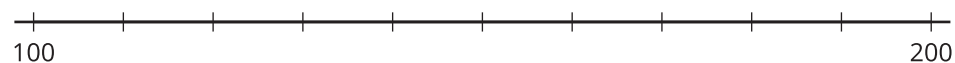
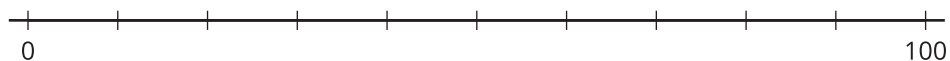
| close to 0 | close to 100 | close to 200 |
|------------|--------------|--------------|
| | | |

13.2: Close to Multiples of 100

Your teacher will assign a set of numbers to you.

| | | | | | |
|----------|-----|-----|-----|-----|-----|
| A | 94 | 36 | 109 | 163 | 229 |
| B | 24 | 52 | 216 | 11 | 481 |
| C | 187 | 135 | 67 | 83 | 241 |
| D | 332 | 154 | 408 | 296 | 45 |
| E | 279 | 205 | 377 | 449 | 73 |

1. Work with your group to decide on which number line each number should go. Then, locate and label each number on the number line.



2. Locate and label 364 on the correct number line.

a. Name two multiples of 100 that are closest to 364.

b. Of the two multiples of 100 you named, which one is 364 closer to?

3. Write the numbers assigned to you earlier. For each number, name the nearest multiple of 100.

| number | | | | | |
|----------------------------|--|--|--|--|--|
| nearest multiple of 100 | | | | | |