

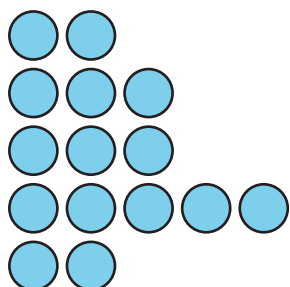
# Lesson 17: Match and Draw Arrays

- Let's match arrays to equal groups and draw arrays.

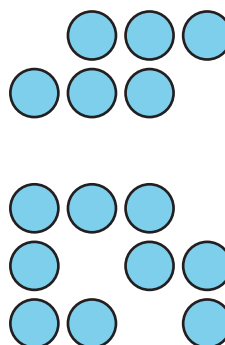
## Warm-up: Which One Doesn't Belong: Arrangements

Which one doesn't belong?

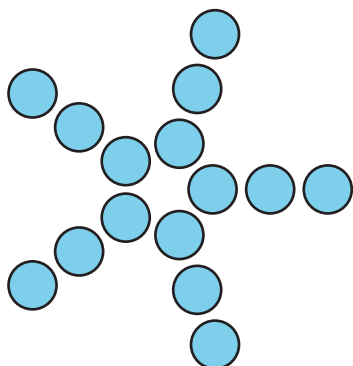
A



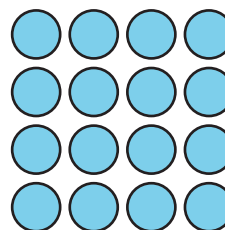
B



C


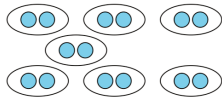

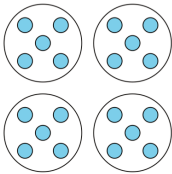
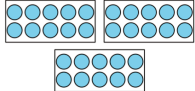

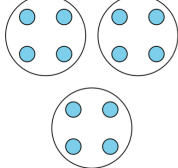


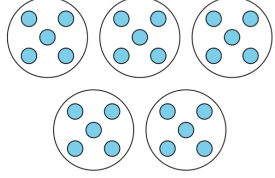

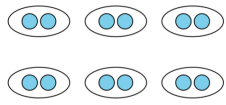


D



## 17.1: Card Sort: Arrays

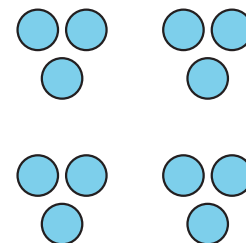
1. Match the drawings of equal groups and arrays that are alike. Be prepared to explain your reasoning.

<p>A</p> 	<p>B</p> 	<p>C</p> 
<p>D</p> 	<p>E</p> 	<p>F</p> 
<p>G</p> 	<p>H</p> 	<p>I</p> 
<p>J</p> 	<p>K</p> 	<p>L</p> 

2. Choose a match you and your partner made. Write down how you know the drawing matches the array.

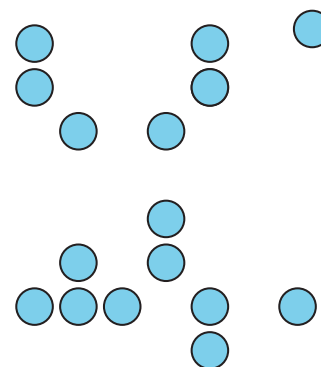
## 17.2: Draw Arrays

1. a. Draw 1 way the dots could be rearranged into an array.



- b. Explain or show how the array is related to multiplication.

2. a. Draw ways that the dots could be arranged into arrays. Draw as many ways as you can.



- b. Explain or show how each array is related to multiplication.