

SO, YOU JUST GOT QUARANTINED.

NOW WHAT?

HOW TO BE A “DISTANCE LEARNER”



SCHOOLGY & ZOOM for Distance Learners and students who are quarantined:

If you are a “distance learner” or have been recently quarantined,

Please remember the following tips:

1. You **MUST** use Chrome or Mozilla Firefox as your browser. **DO NOT USE Internet Explorer, Microsoft Edge, or Safari.**
2. You **MUST** access Schoology through the link for students on our school website: <https://www-chs.stjohns.k12.fl.us/>
3. Find out from your TEACHER what platform he/she is using for conferences (are they using Zoom, Microsoft Teams, or Conferences).
4. If you have a personal Zoom account, you **MUST** be logged out of it to be able to access Zoom through Schoology.
5. If you are having issues using Zoom, please use the “[Zoom Troubleshooting Guide](#)” attached to help you troubleshoot.
6. If you continue having issues, restart your computer and/or clear your cache/history. (see steps below)
7. If you still have issues, please call or email Mrs. Jones at (904)547-7330 or amy.jones@stjohns.k12.fl.us.

How to clear your history/cache in Chrome:

1. Close all your Chrome windows and open a new page.
2. Click on the 3 dots in the top right corner and select “Settings”
3. On the left side of your screen click on “Privacy and Security”
4. On the center of your screen click on “Clear Browsing Data”
5. Next to “Time Range” highlight “All time” and then click the blue “Clear Data” button.
6. Once that is complete, go back to our school website, click on Schoology, and log in again and try to join your teacher’s conference. If you are having issues with Zoom, use the “Troubleshooting Guide”.

Student's access to Zoom

Students will enter Zoom via Materials

Materials

Updates

Mastery

Members

Biology(Standard) - Sav...

Conferences

Culinary Arts - GW

Environmental Science...

Financial Algebra - Walch

Gale eBooks

Gale In Context: Eleme...

Gale In Context: Middl...

HRW

Liberal Arts Math - Alg...

Math - Savvas Realize

McGraw Hill K-12 SSO

Newsela

OneNote Class Notebo...

Science - HMH Ed

Social Studies (HS) - Sa...

Social Studies - Studies...

Spanish (1-4) Savvas R...

Teaching - ICEV

Information

Grading period

Training

zoom


Your current Time Zone is (GMT-04:00) Eastern Time (US and Canada).

Upcoming Meetings

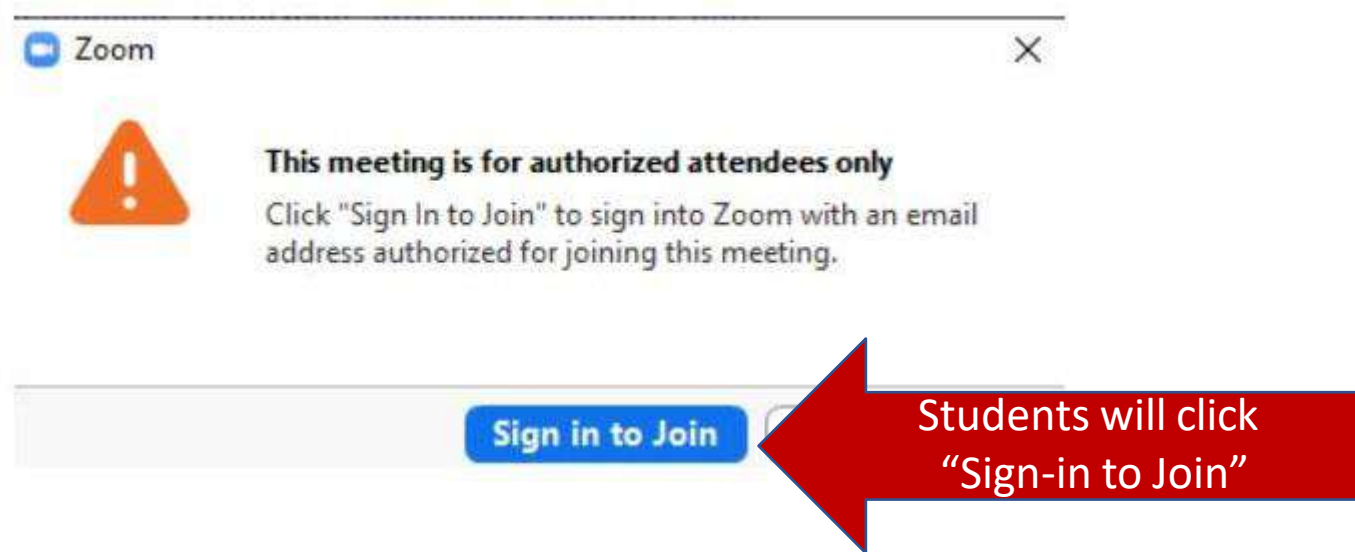
Previous Meetings

Get Training

Start Time	Topic	Meeting ID	
Tomorrow (Recurring) 8:00 AM	ELA Period 1	922 8986 8354	Join
Tomorrow (Recurring) 8:30 AM	Reading	971 8749 7462	Join Invitation
Thu, Oct 8 (Recurring) 8:00 AM	ELA Period 1	922 8986 8354	Join Invitation
Thu, Oct 8 (Recurring) 8:30 AM	Reading	971 8749 7462	Join Invitation
Fri, Oct 9 (Recurring) 8:00 AM	ELA Period 1	922 8986 8354	Join Invitation
Fri, Oct 9 (Recurring) 8:30 AM	Reading	971 8749 7462	Join Invitation
Sat, Oct 10 (Recurring) 8:00 AM	ELA Period 1	922 8986 8354	Join Invitation
Sat, Oct 10 (Recurring) 8:30 AM	Reading	971 8749 7462	Join Invitation
Sun, Oct 11 (Recurring) 8:00 AM	ELA Period 1	922 8986 8354	Join Invitation



Trouble Shooting Student Zoom



Sign In

Enter your email

Enter your password

[Forgot?](#)

☐ Keep me signed in

Sign In

or



Sign In with SSO



Sign In with Google



Sign In with Facebook

[< Back](#)

[Sign Up Free](#)

Click Sign In with SSO

- Students will enter sjcsd-us

Zoom Cloud Meetings

Sign In with SSO

Company Domain

sjcsd-us .zoom.us

[I do not know the company domain](#)

[Continue](#)

[Back](#)

Zoom | Schoology x Launch Meeting - Zoom x Confirm your email address - Zoom x

sjcsd-us.zoom.us/confirm_invite_sso_user?from=desktop&inviteCode=0_p1BaRWWA6QKVWH4jwHUQwoOjVd7t5FSTycXfEVqbg.BQkAAAF0_0r8UwAAAAlgZUzQyMjc0OU...

REQUEST A DEMO 1.888.799.9666 RESOURCES SUPPORT

zoom SOLUTIONS PLANS & PRICING CONTACT SALES JOIN A MEETING HOST A MEETING SIGN IN SIGN UP, IT'S FREE

Confirm your email address

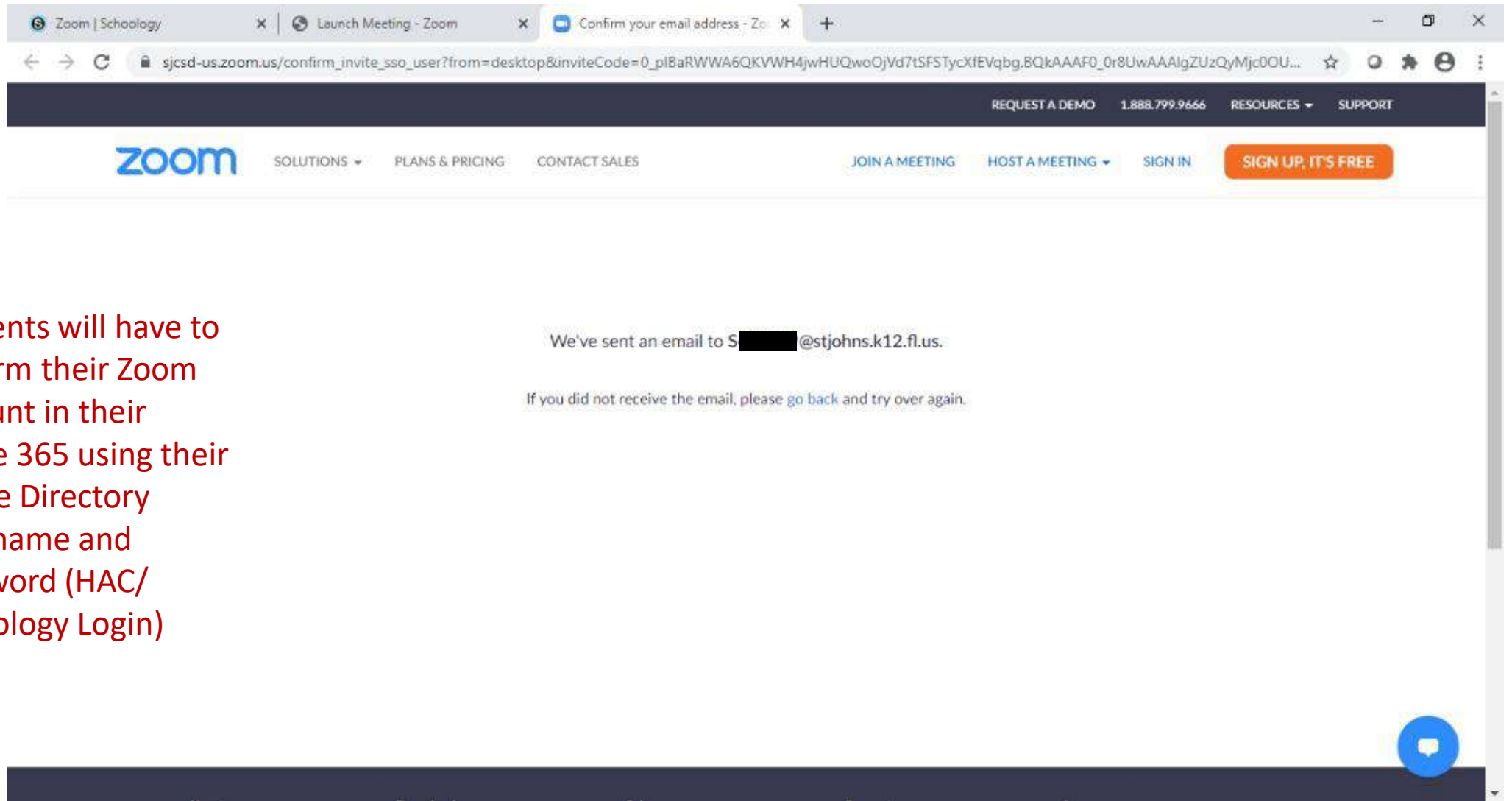
Welcome! Please confirm your email below to get started.

S[REDACTED]@stjohns.k12.fl.us

Confirm your email address

Click Confirm email

Students will have to confirm their Zoom account in their Office 365 SCHOOL DISTRICT EMAIL using their Active Directory Username and Password (HAC/ Schoology Login)



Students will have to confirm their Zoom account in their Office 365 using their Active Directory Username and Password (HAC/ Schoology Login)

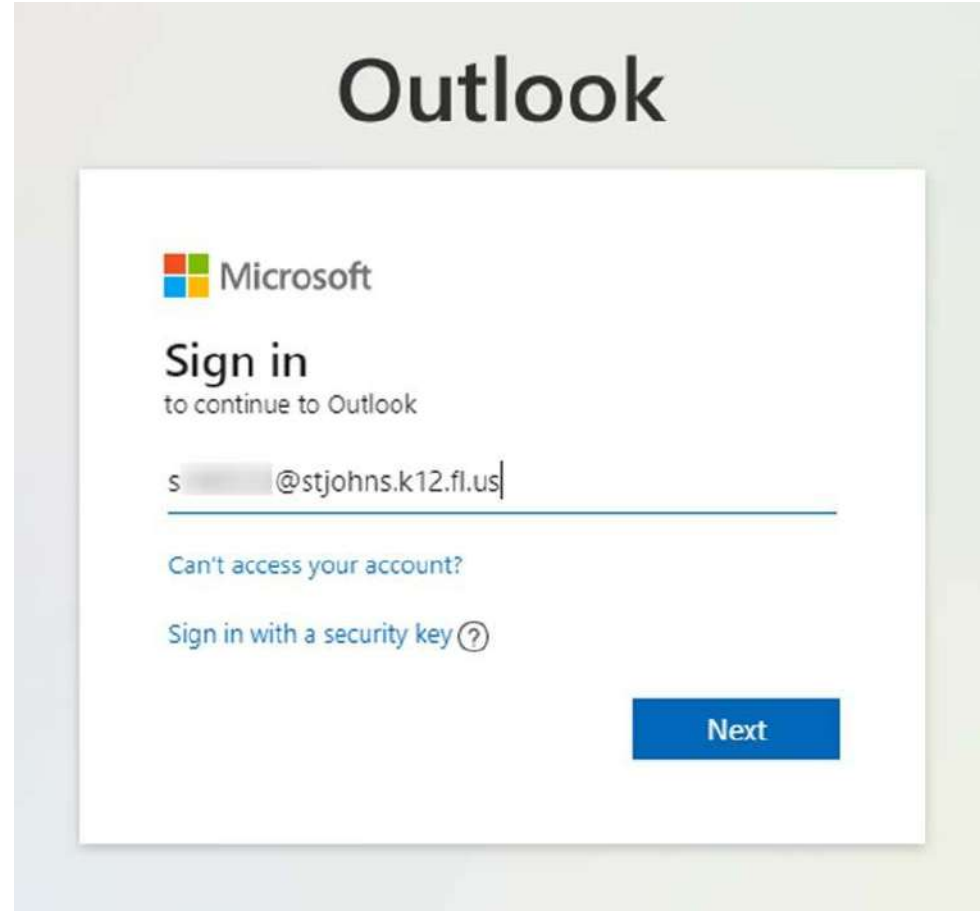
Accessing Student Office 365 email

To access Office365 Email, go to:

outlook.office.com and enter

S#####@stjohns.k12.fl.us

(each student has a unique six-digit number)



Next Step in accessing Student Office365 email

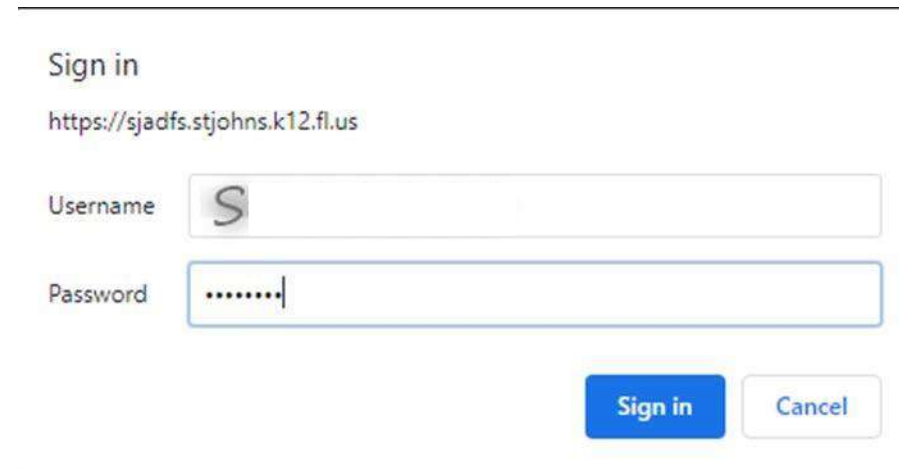
When prompted, enter username, which is your s plus your student id and password, see the example below

Find the email from Zoom and follow next steps

EXAMPLE:

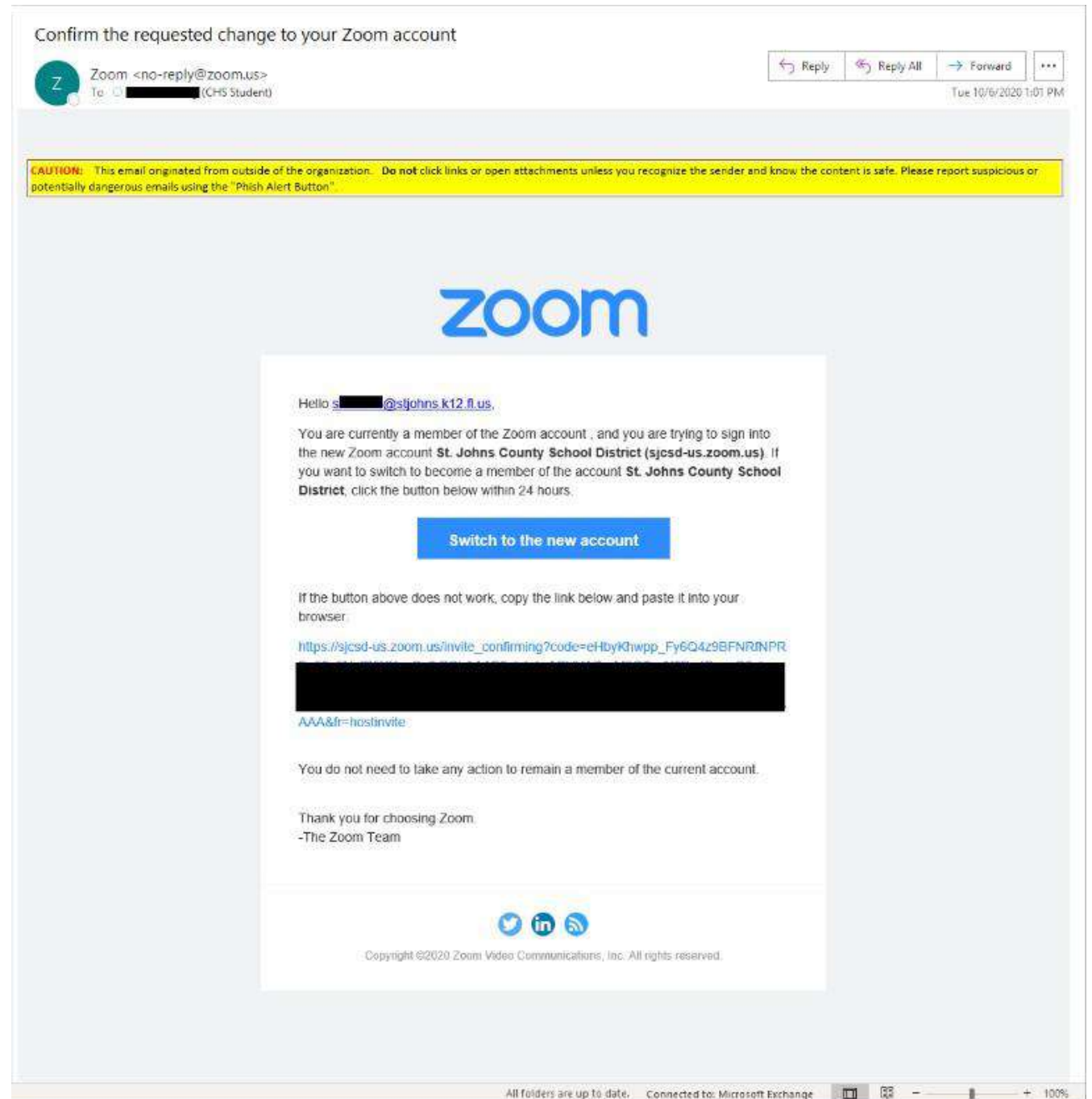
Username: s123456

Password: chs123



A screenshot of a web-based sign-in form. At the top, it says "Sign in" followed by the URL "https://sjadfs.stjohns.k12.fl.us". Below this are two input fields: "Username" and "Password". The "Username" field contains the letter "S". The "Password" field contains seven dots, indicating a password of length 7. At the bottom right of the form are two buttons: a blue "Sign in" button and a white "Cancel" button with a grey border.

Students will go to there
Office 365 email and
login with their active
directory email and
password and confirm
and switch their account
Zoom Account



By accepting this invitation, you are switching to a new Zoom account

Before you switch, be aware of the following:

- After you switch, you can still access your own data, such as your meetings and recordings.
- Your role in the new account will be "member". This role might have fewer privileges than your role in your current account.
- Your new account might not provide access to all of the features you have in your current account.

I Acknowledge and Switch

Click to acknowledge



Students will now be able to access their School district Zoom account.

