



Warrensburg-Latham Middle Sch

425 W North St Warrensburg, IL 62573 (217) 672-3531

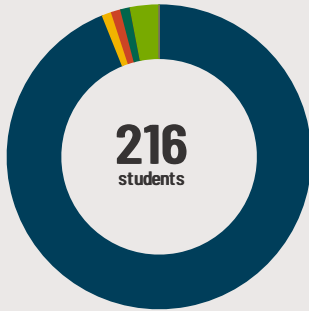
Grades: 6 - 8

District: Warrensburg-Latham CUSD 11

Principal: Mr. Paul Hoffman

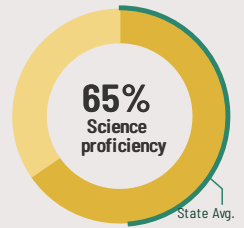
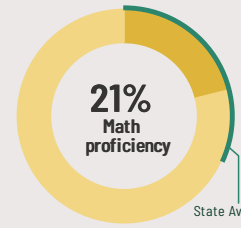
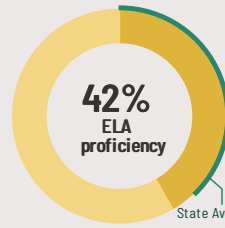
Superintendent: Dr. Kristen Kendrick-Weikle

Fast Facts



Student Characteristics

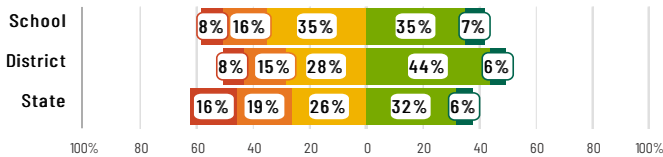
White	93%
Black	1%
Hispanic	1%
Asian	1%
American Indian	0%
Two or More Races	3%
Pacific Islander	0%
Low Income	36%
English Learners	1%
With IEPs	10%
With Disabilities	-
Homeless	0%



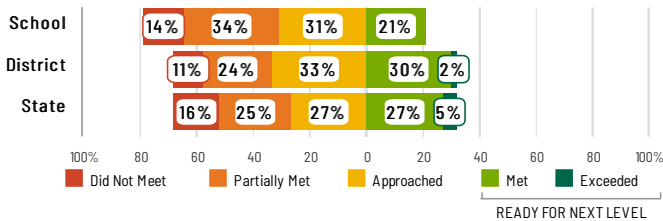
Academic Success

All Illinois students in grades 3-8 take the IAR assessment each year. High school students take the SAT in English Language Arts and Math.

English Language Arts



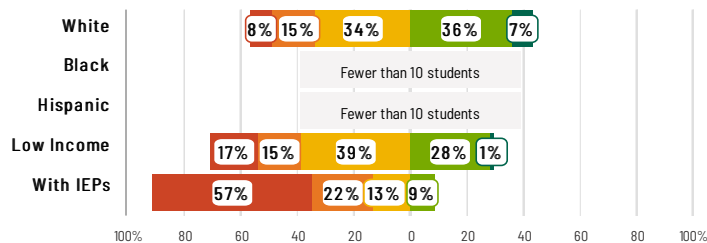
Mathematics



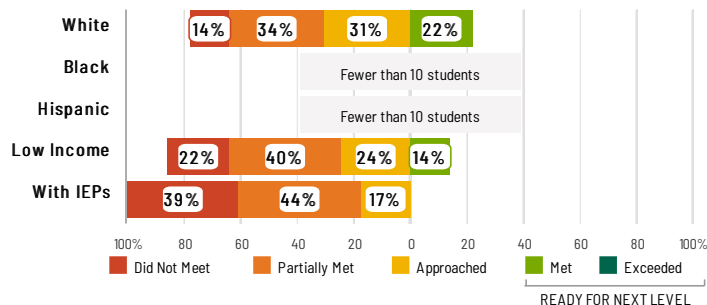
Success by Student Group

This display shows IAR ELA & Math performance levels for each student group. No data is shown for groups with fewer than 10 students.

English Language Arts



Mathematics



School Environment

Effective Leaders

Collaborative Teachers

Ambitious Instruction

Supportive Environment

Involved Families

The **5Essentials Survey** allows students in grades 6-12 and all teachers to share their perspectives on essential conditions for learning. The anonymous survey consists of 5 components.

- Most implementation
- More implementation
- Average implementation
- Less implementation
- Least implementation
- Not Applicable/Low Response

Response Rates

Students	100%
Teachers	27%

Effective Leaders

Do principals and teachers implement a shared vision for success?

Collaborative Teachers

Do teachers collaborate to promote professional growth?

Ambitious Instruction

Are classes challenging and engaging?

Supportive Environment

Is the school safe, demanding, and supportive?

Involved Families

Does the entire staff build strong external relationships?

Student Attendance and Mobility

Attendance Rate

Rate at which students are present at school, not including excused or unexcused absences

School	95%
District	95%
State	94%

Chronic Absenteeism

Percentage of students who miss 10% or more of school days per year either with or without a valid excuse

School	8%
District	12%
State	18%

Student Mobility

Percentage of students who transfer in or out of the school during the school year, not including graduates

School	3%
District	6%
State	7%

Teacher Retention

Percentage of full time teachers who return to the same school year to year

School	82%
District	86%
State	86%



Warrensburg-Latham Middle Sch

School Highlights

Academic Courses

WLMS serves students in grades 6-8 and is located on one campus. Each classroom has a Promethean Interactive Board, and there are multiple computer labs for students as well as mobile Chromebook labs. Students are able to download books from the library using the 3M app. Teachers are highly committed to providing students with meaningful and eng

Physical Education, Heath and Wellness

Warrensburg-Latham students (6-8) are enrolled in daily Physical Education. Eighth grade Physical Education class has a Health component included in its curriculum.

Other Programs and Activities

Art Club, Band, Booster Club, Career Education Events, Drama/Theatre, Math Club, National Honor Society, Robotics Club, Student Council, Warrensburg-Latham Education Foundation, W-L Lions Club, Yearbook Club

School Awards

Our school has had many years of state tournament success for boys/girls basketball, track & field, volleyball, & baseball. Our sports teams are coached by great coaches, many receiving awards from county and state levels.

Career Development Courses and Programs

Athletics

WLMS has a long standing history of successful athletic programs. Students are able to participate in a number of sports throughout their middle school years. We have a large number of students who participate in extra-curricular activities. Many of our students attend extracurricular event to cheer on their classmates.

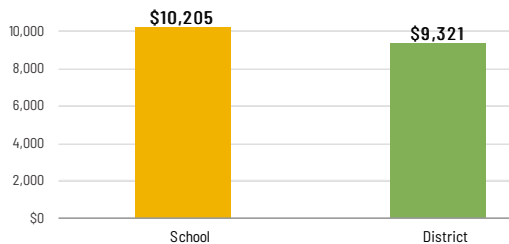
School Personnel Resources

Paraprofessional, Special Education Teacher

Facilities

School-Level Finance

The Every Student Succeeds Act requires LEAs to report school-level expenditure data, beginning with School Year 18-19 data. LEAs are required to report actual personnel and non-personnel expenditures of both site-specific and district centralized expenditures. Expenditures are shown at the site level and must be disaggregated by source of funds (federal vs. state/local). These data are self-reported and may differ from AFR data.



Educator Measures

This school has had **1 principal(s)** over the past 6 years. In the last three years, an average of **82% of teachers** return to this school each year.

FOR MORE INFORMATION

Visit IllinoisReportCard.com to see additional details about each item of information for this school. There you will find charts spanning multiple years, detailed explanations, resources, more of the school's programs and activities, and powerful tools that let you dig deeper into data.

Most of this data has been collected by ISBE from school districts through data systems. Some information, such as the School Highlights, is entered directly by principals and can be updated throughout the year.