



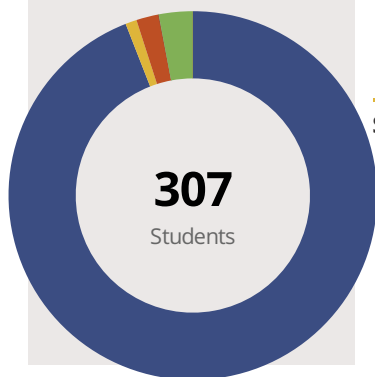
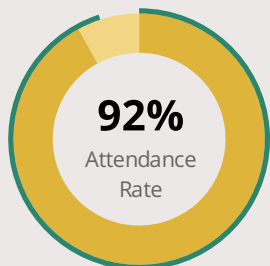

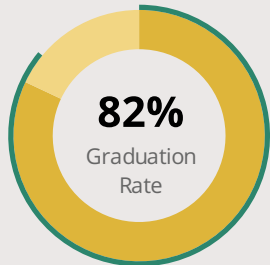
# WEST CENTRAL HIGH SCHOOL

RR 1 72 BIGGSVILLE, IL 61418 9711 (309) 627-2377

Grades: 9-12  
District: WEST CENTRAL CUSD 235

Principal: Mr. John Schneider  
Superintendent: Ralph Grimm

## FAST FACTS



## College Readiness

### Graduation Rate

Percentage of students who graduate within 4 years



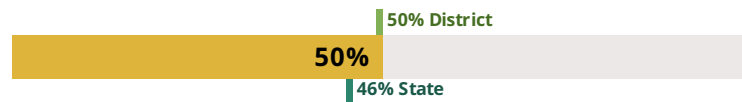
### Post-Secondary Enrollment

Percentage of students who enroll at colleges and universities



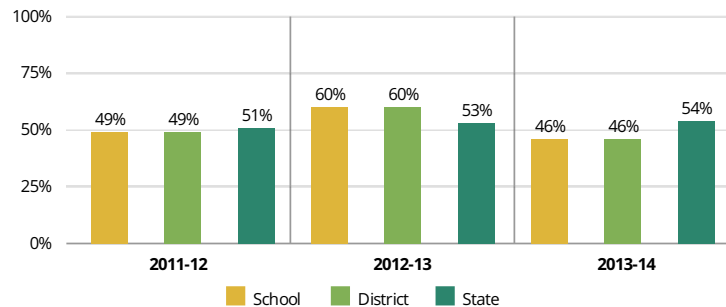
### Ready for College Coursework

Percentage of students who meet or exceed ACT college readiness benchmarks



## Academic Success

The percentage of students who meet or exceed standards on the Prairie State Achievement Exam (PSAE).



## Student Characteristics

White	95%	Low Income	45%
Black	1%	English Learners	0%
Hispanic	2%	With Disabilities	12%
Asian	0%	Homeless	1%
American Indian	0%		
Two or More Races	3%		
Pacific Islander	0%		

## School Environment



The **5Essentials Survey** allows students in grades 6-12 and all teachers to share their perspectives on essential conditions for learning. The anonymous survey consists of 5 components.

- Most implementation
- More implementation
- Average implementation
- Less implementation
- Least implementation
- Not Applicable/Low Response

### Response Rates

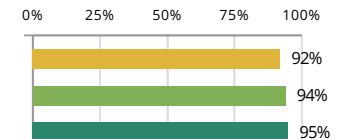
Students	-
Teachers	-

- Effective Leaders**  
Do principals and teachers implement a shared vision for success?
- Collaborative Teachers**  
Do teachers collaborate to promote professional growth?
- Ambitious Instruction**  
Are the classes challenging and engaging?
- Supportive Environment**  
Is the school safe, demanding, and supportive?
- Involved Families**  
Does the entire staff build strong external relationships?

## Student Attendance and Mobility

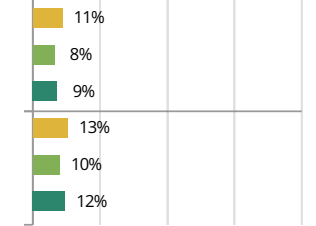
### Attendance Rate

Rate at which students are present, not including excused or unexcused absences



### Chronic Truancy Rate

Percentage of students who have been absent without valid reasons for 5% or more of regular school days



### Student Mobility

Percentage of students who transfer in or out of the school during the school year, not including graduates





# WEST CENTRAL HIGH SCHOOL

## School Highlights

### Academic Courses

ACT/SAT Prep Courses, Band, Choir, Composition, Home Economics/Family and Consumer Science, Medical Terminology, Newspaper/Yearbook, Public Speaking, Sociology, Spanish I, Spanish I-II, Spanish I-III, Spanish I-IV, Supplemental Educational Services (SES) Tutoring

### Physical Education, Health and Wellness

Health Education Courses, Spinning, Weight Lifting/Toning

### Other Programs and Activities

8-9th Grade Transition Workshops, Art Club, Career Education Events, Drama/Theatre, Family Nights, Marching Band, Math Club, National Honor Society, Scholastic Bowl, Tutoring Program

### School Awards

Academic Improvement Award - 2011

### Career Development Courses and Programs

Accounting II, Accounting I, Aquacultural Science and Technology, Basic Agricultural Science, Basic Horticultural Science, Biological Science Applications in Agriculture - Animals, Biological Science Applications in Agriculture - Plants, Carpentry I, Child Development and Parenting, Culinary Occupations I, Electrical Trades I, Greenhouse Production & Floral Design, Horticultural Production & Management, Introduction to Family and Consumer Sciences Careers, Introduction to Technology and Engi...

### Athletics

Boy's Baseball, Boy's Basketball, Boy's Bowling, Boy's Football, Boy's Golf, Conditioning and Fitness Classes, Girl's Basketball, Girl's Bowling, Girl's Golf, Girl's Track & Field, Girl's Volleyball

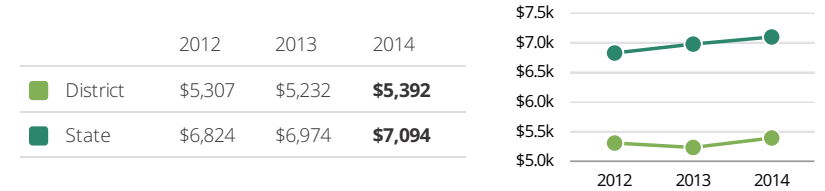
### School Personnel Resources

Paraprofessional, School Guidance Counselor, Special Education Teacher, Vocational Coordinator

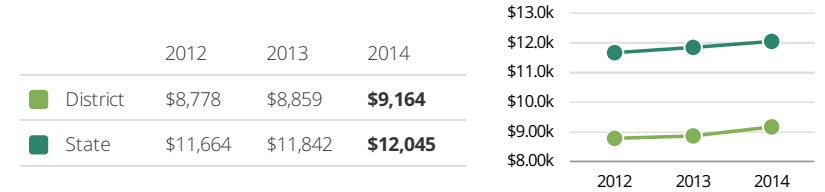
### Facilities

## District Finance

**Instructional Spending per Pupil** includes only the activities directly dealing with the teaching of students or the interaction between teachers and students.



**Operational Spending per Pupil** includes all costs for overall operations in this school's district, including Instructional Spending, but excluding summer school, adult education, capital expenditures, and long-term debt payments.



## Educator Measures

In the last six years, **3 principal(s)** have led this school. In the last three years, an average of **84% of teachers** return to this school from one year to the next.

Measures of teacher attendance and proficiency will be added to this report in 2015.

## FOR MORE INFORMATION

Visit [IllinoisReportCard.com](http://IllinoisReportCard.com) to see additional details about each item of information for this school. There you will find charts spanning multiple years, detailed explanations, resources, more of the school's programs and activities, and powerful tools that let you dig deeper into data.

Most of this data has been collected by ISBE from school districts through data systems. Some information, such as the School Highlights, is entered directly by principals and can be updated throughout the year.