



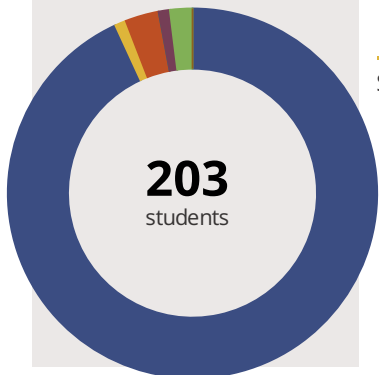
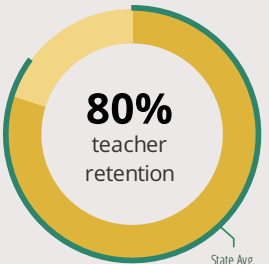
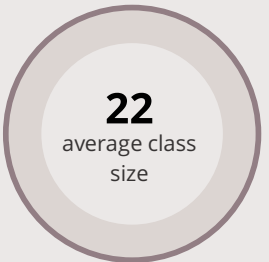
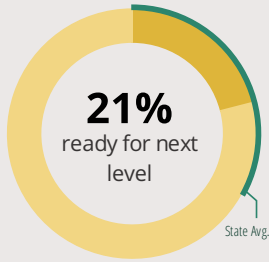
WEST CENTRAL MIDDLE SCHOOL

PO BOX 179 STRONGHURST, IL 61480 0179 (309) 924-1681

Grades: 6-8
District: WEST CENTRAL CUSD 235

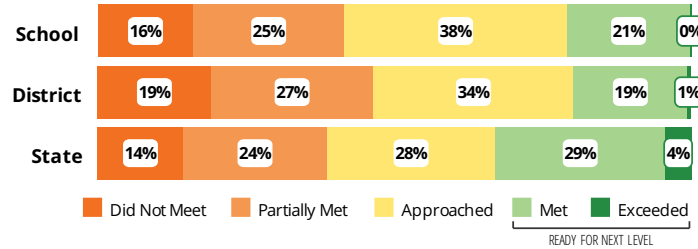
Principal: Julia Burns
Superintendent: PAULA MARKEY

FAST FACTS



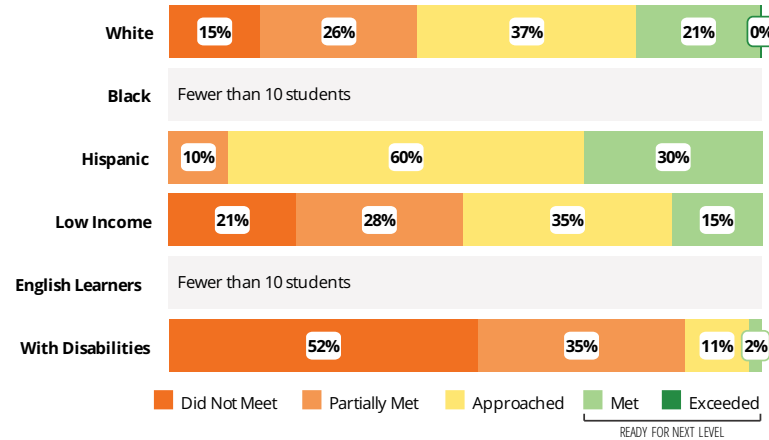
Academic Success

All Illinois students in grades 3-8 take the PARCC assessment each year. High school students take the PARCC in specific Math or English Language Arts (ELA) courses.



Success by Student Group

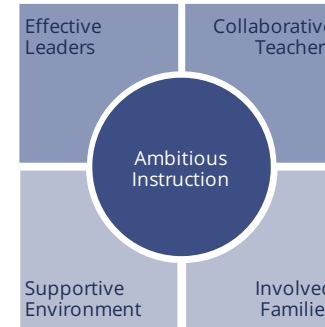
This display shows PARCC performance levels for each student group. No data is shown for groups with fewer than 10 students.



Student Characteristics

White	95%	Low Income	59%
Black	1%	English Learners	0%
Hispanic	3%	With Disabilities	13%
Asian	0%	Homeless	1%
American Indian	1%		
Two or More Races	2%		
Pacific Islander	0%		

School Environment



The **5Essentials Survey** allows students in grades 6-12 and all teachers to share their perspectives on essential conditions for learning. The anonymous survey consists of 5 components.

- Most implementation
- More implementation
- Average implementation
- Less implementation
- Least implementation
- Not Applicable/Low Response

Response Rates	
Students	87%
Teachers	78%

Average Effective Leaders

Do principals and teachers implement a shared vision for success?

Average Collaborative Teachers

Do teachers collaborate to promote professional growth?

More Ambitious Instruction

Are the classes challenging and engaging?

Less Supportive Environment

Is the school safe, demanding, and supportive?

Less Involved Families

Does the entire staff build strong external relationships?

Student Attendance and Mobility

Attendance Rate

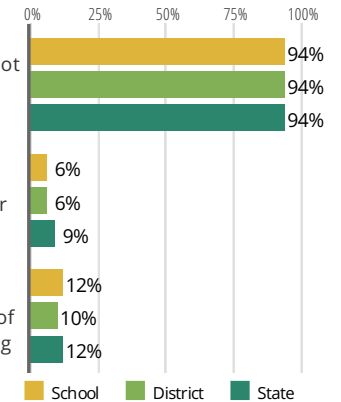
Rate at which students are present at school, not including excused or unexcused absences

Chronic Truancy Rate

Percentage of students who have been absent without valid reasons for 5% or more of regular school days

Student Mobility

Percentage of students who transfer in or out of the school during the school year, not including graduates





WEST CENTRAL MIDDLE SCHOOL

School Highlights

Academic Courses

West Central Middle School offers students opportunities to address their emotional, physical and social needs as well as their ongoing educational needs. Along with basic core classes, students are provided with a variety of exploratory courses.

Physical Education, Health and Wellness

Choices - Drug/Alcohol Awareness, Health Education Courses

Other Programs and Activities

Bridgeway - Choices, Department of Natural Resources, Drama/Theatre, Family Nights, Junior Achievement, Learning Lab, Scholastic Bowl, Science Olympiad, Speech Team, Student Council, Student Council/Government

School Awards

2012 2A Baseball State Runner-Up, Rachel Reynolds - Pamela J. Farris Rural Schools Classroom Library Award, Zach Vancil 1st place in the 400 meter dash for 2013

Career Development Courses and Programs

Athletics

Boy's Baseball, Boy's Basketball, Boy's Football, Boy's Track & Field, Girl's Basketball, Girl's Track & Field, Girl's Volleyball

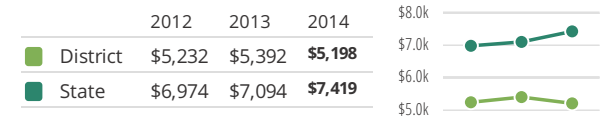
School Personnel Resources

Paraprofessional, Reading Teacher, Special Education Teacher

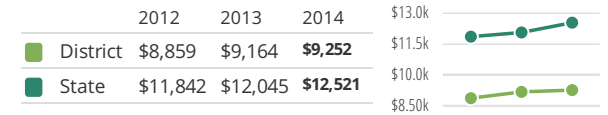
Facilities

District Finance

Instructional Spending per Pupil includes only the activities directly dealing with the teaching of students or the interaction between teachers and students.



Operational Spending per Pupil includes all costs for overall operations in this school's district, including Instructional Spending, but excluding summer school, adult education, capital expenditures, and long-term debt payments.



Educator Measures

This school has had **1 principal(s)** over the past 6 years. In the last three years, an average of **80% of teachers** return to this school each year.

FOR MORE INFORMATION

Visit IllinoisReportCard.com to see additional details about each item of information for this school. There you will find charts spanning multiple years, detailed explanations, resources, more of the school's programs and activities, and powerful tools that let you dig deeper into data.

Most of this data has been collected by ISBE from school districts through data systems. Some information, such as the School Highlights, is entered directly by principals and can be updated throughout the year.