


# Universal Precautions/ Blood Borne Pathogens


- Required Annual Training

• Poem by Jacki O'Donnell, RN



Tis the day before school starts  
and it's time once again,  
to tell you the story of  
Blood Borne Pathogens.




For OSHA does mandate  
that we meet here each year  
and review, once again  
what you all need to hear.



There are strong viruses  
that are too small to see  
that cause Hepatitis  
or AIDS-HIV.




They live in the bloodstream  
of Whom? We can't tell.  
For those who are infected  
may look perfectly well!





The germs in their bloodstream  
may only be spread  
through sexual contact  
or if someone has bled.



Can't get them from kissing  
or giving a hug  
or face-to-face contact  
or sharing a mug.




A portal of entry,  
a break in the skin,  
or exposed mucous membranes  
can let these germs in.









But if there's exposure  
and blood interflows  
will you get infected?  
Well, nobody knows.




The Hepatitis virus  
is virile, you see,  
with a vaccine for "B-type"  
but no cure for Hep-C





HIV is the weaker  
but a cause for concern  
for as of now, it is fatal,  
though there's much more to learn.



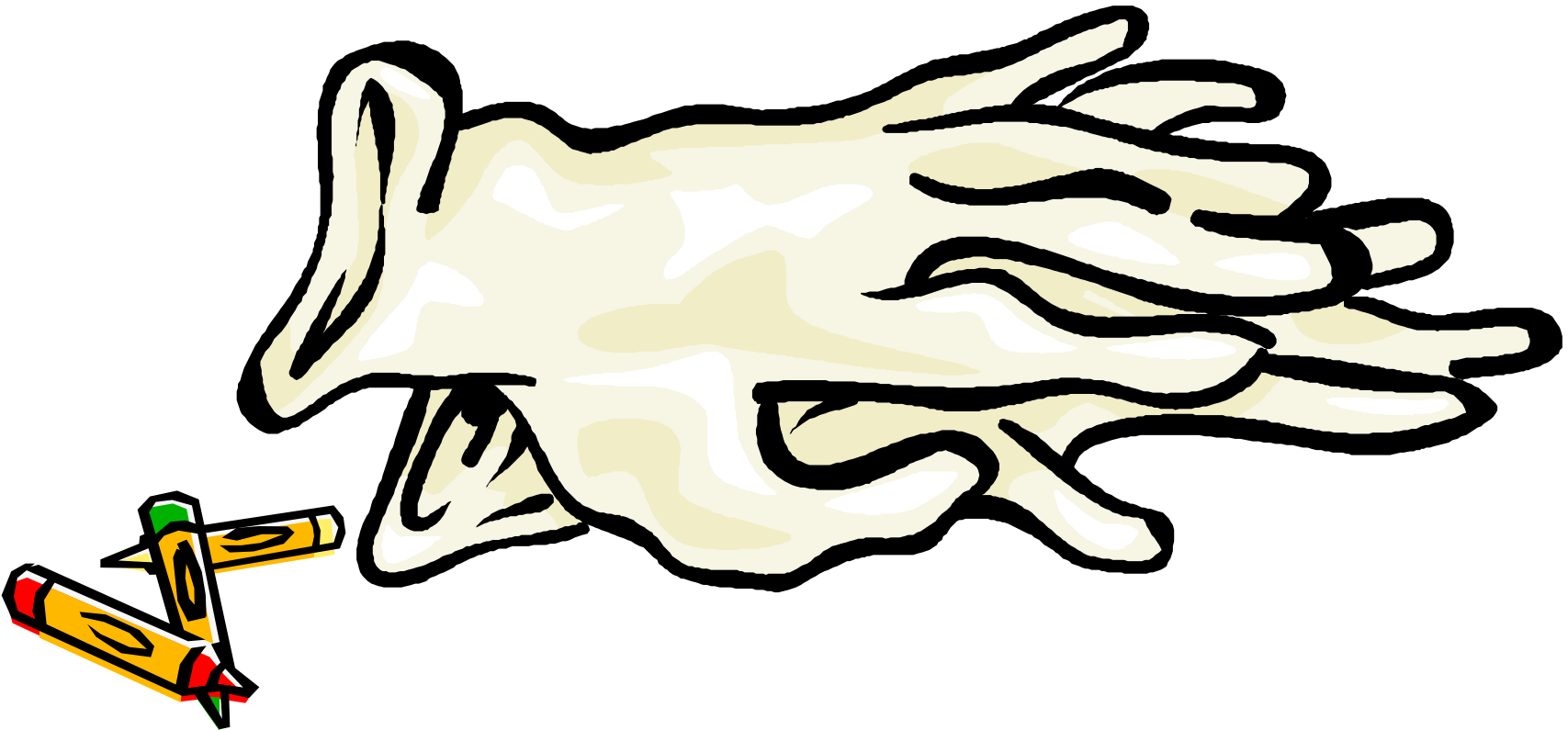
And in the school setting  
there's a risk of a bleed  
from a fight or an injury.  
So what do you need?




UNIVERSAL PRECAUTIONS  
which means you must view  
all body fluids  
as harmful to you.



To avoid ALL exposure  
with ANYONE'S blood,  
a good way to do this:  
by wearing your gloves!



Keep a pair in your pocket,  
your briefcase, your purse.  
Where do you get them?  
From your friendly School Nurse!



Wear them when blood's present  
to protect your hand's skin  
from any pathogens  
and to not let germs in.




**STOP**







Remove the gloves carefully  
do not snap them off,  
for the latex inside them  
may cause some to cough.



First one, then the other  
removed inside out,  
then thrown in the garbage  
so the blood can't drip out.



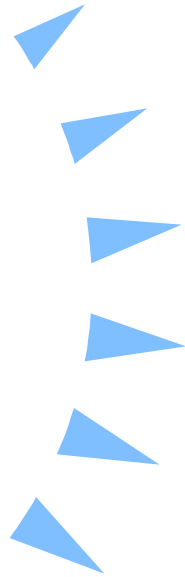

Then go wash your hands  
fifteen seconds or more  
with soap and warm water  
and be reasonably sure....



...that you are protected  
and out of harm's way.

With UNIVERSAL PRECAUTIONS


you too can say...



...go on Hepatitis!  
Pass by HIV!  
For I am protected-  
you can't infect me!



And so that's my message  
we end it right here.  
Go forth and be safe now,  
and I'll see you next year.



Question? Concerns?  
Contact your CES school  
nurse:  
770-887-7749 (040417)

You have successfully completed this  
**UNIVERSAL PRECAUTIONS TRAINING PROGRAM.**  
Please notify your school nurse  
by sending an email with  
**"UP COURSE COMPLETION NOTIFICATION"**  
in the subject line.

Click the SUBMIT button and the email message  
will be ready to send when you close this window.

SUBMIT

