

Today we are going to  
learn about

**Safety Patrol**

and

**News Team**





This Photo by Unknown Author is licensed under CC BY-NC-ND

Questions  
will be answered  
at the end  
of the presentation.



# SAFETY PATROL



# What does a Safety Patrol do?

1. Model 6 Pillars of Character every day, in classrooms, hallways, cafeteria, at ACE, on buses -  
**EVERYWHERE**
2. Act in a safe way and help other students and staff be safe.
3. Stay current on all your school work and homework assignments –  
**ALWAYS DO YOUR BEST!**



# But what do they DO?

- \*Welcome everyone!
- \*Help everyone have a good morning!
- \*Open car doors for car riders.
- \*Hold doors open for students and staff.
- \*Help new students find their classrooms.
- \*Monitor hallways in PVPV Building.
- \*Ambassador program for new students arriving mid-year.





# HOW DO I APPLY?

COMPLETE ALL PARTS OF THE  
APPLICATION

**AND TURN IT IN ON TIME.**



1. Application cover sheet with parent/applicant signature
2. Application paragraph
3. Classroom teacher recommendation
4. Resource teacher recommendation
5. If you are in ACE you must have an ACE recommendation



## page 1 – Cover Letter

- Tells you what you need to do.
- Dates due.
- How to contact me if you have questions.

## Safety Patrol Application Information



- To be a Safety Patrol you must be able to be at your assigned morning post no later than 8:00 a.m. and you must be able to stay at your assigned afternoon post until at least 3:00 p.m. **YOU MAY NOT RIDE THE BUS DURING YOUR TIME OF DUTY.** If you are unable to meet this requirement, please do not complete an application.
- If you do meet this requirement and would like to apply, please visit the PVPV Rawlings website at [www-pvmkr@stjohns.k12.fl.us](http://www-pvmkr@stjohns.k12.fl.us), print the entire application (see below). Complete and turn in the entire application **ON TIME** either via email to Mrs. Jason or at the Rawlings front office. Late submissions will not be considered.
- The application has 3 parts that are required by every applicant. If you attend ACE, your application will have 4 required parts. To be considered for a Safety Patrol position, ALL required parts must be completed and turned in **on time**.
  - Part one: The front page of the application and the application paragraph is completed by you and turned in to Ms. Jason by April 13<sup>th</sup>. There will be a box on the counter in the front office to turn in your application or you may email it to Mrs. Jason
  - Part two: You must give your homeroom teacher the Homeroom teacher recommendation form. They will complete it and turn it in directly to Mrs. Jason by April 13<sup>th</sup>.
  - Part three: You must ask a Resource teacher (of your choice) to complete a recommendation. You will give them the Resource teacher recommendation form. They will turn the recommendation form in directly to Ms. Jason by April 13<sup>th</sup>.
  - Part four: **If you attend ACE**, you must provide an ACE teacher with the ACE recommendation form. They will complete and turn in directly to Ms. Jason by April 13<sup>th</sup>
- A team made up of teachers and administrators will review all applications. If you are selected to be a 2022-2023 Safety Patrol, you will be notified by the end of the day on April 29<sup>th</sup>. If you have any further questions, please feel free to e-mail Ms. Jason at [laurie.jason@stjohns.k12.fl.us](mailto:laurie.jason@stjohns.k12.fl.us)

# Page 2

This page **MUST**  
Be turned in to  
Ms. Jason by April 13th.

- ACE question  
Yes/No
- Parent Signature
- Student Signature

## Safety Patrol Application

Please return to Mrs. Jason (front office) no later than April 13<sup>th</sup>, 2022

Students will be selected to be in the Safety Patrol based on their:

- Completeness of application
- Content of written paragraph
- Letter of recommendation from a resource teacher (Ms. Suppa, Mr. Edeker, Ms. McClung or Coach Harden)
- Letter of recommendation from classroom teacher
- If student attends ACE, must have recommendation from an ACE teacher
- Conduct grades from report cards may be reviewed as a part the selection process

If selected to be a member of the Safety Patrol, you will be expected to:

- have outstanding conduct and behavior in the hallway, cafeteria, bus, classroom and ACE.
- stay current on all of your school work and assignments
- be a positive role model and leader

be on time to your scheduled commitments – Must be able to arrive at your assigned

post no later than 8:00 a.m. and be able to stay at your assigned afternoon post

until 3:00 p.m. **YOU MUST BE ABLE TO HAVE TRANSPORTATION OTHER**

**THAN BUS DURING YOUR DUTY TIME!**

Do you attend ACE? Yes \_\_\_\_\_ No \_\_\_\_\_

REMEMBER – CHARACTER COUNTS – Safety Patrol are expected to model the 6

Pillars of Character every day.

\_\_\_\_\_  
Parent Signature

\_\_\_\_\_  
Student Signature





Classroom Teacher  
Recommendation  
Letter

- First & Last Name
- Teacher's Name
- Give this page to  
your classroom  
teacher!



**CLASSROOM TEACHER**  
**SAFETY PATROL RECOMMENDATION**

PLEASE RETURN TO MS. JASON IN THE FRONT OFFICE by April 13<sup>th</sup>, 2022.



To be completed by the student:

Full Name: \_\_\_\_\_

Current Teacher: \_\_\_\_\_

To be completed by your homeroom teacher.

1. Name of teacher completing this recommendation: \_\_\_\_\_

2. How long have you known this student? \_\_\_\_\_

Please complete the following chart and provide any comments that you feel would be helpful and pertinent to the selection process.

***Please score the student on the following:***

	Below Average	Average	Excellent	Outstanding
Trustworthiness				
Caring/Positive				
Fairness				
Initiative				
Hardworking				
Motivation				
Respect				
Responsibility				
Citizenship				
Overall				

Comments: \_\_\_\_\_

\_\_\_\_\_

\_\_\_\_\_

Resource Teacher  
Recommendation  
Letter

- First & Last Name
- Teacher's Name
- Give this page to a Resource Teacher!



**RESOURCE TEACHER  
SAFETY PATROL RECOMMENDATION**

PLEASE RETURN TO MS. JASON IN THE FRONT OFFICE by April 13<sup>th</sup>, 2022



To be completed by the student:

Full Name: \_\_\_\_\_

Current Teacher: \_\_\_\_\_

To be completed by Mr. Edeker, Coach Harden, Ms. McClung or Ms. Suppa.

1. Name of teacher completing this recommendation: \_\_\_\_\_

2. How long have you known this student? \_\_\_\_\_

Please complete the following chart and provide any comments that you feel would be helpful and pertinent to the selection process.

***Please score the student on the following:***

	Below Average	Average	Excellent	Outstanding
Trustworthiness				
Caring/Positive				
Fairness				
Initiative				
Hardworking				
Motivation				
Respect				
Responsibility				
Citizenship				
Overall				

Comments: \_\_\_\_\_

\_\_\_\_\_

\_\_\_\_\_

ACE  
Recommendation  
Letter

- First & Last Name
- Teacher's Name
- Give this page to Ms. Wyng!



**ACE TEACHER**  
***SAFETY PATROL RECOMMENDATION***

PLEASE RETURN TO MS. JASON IN THE FRONT OFFICE by April 13, 2022



To be completed by the student:

Full Name: \_\_\_\_\_

Current Teacher: \_\_\_\_\_

To be completed by Ms. Wing, or other ACE teacher.

1. Name of teacher completing this recommendation: \_\_\_\_\_

2. How long have you known this student? \_\_\_\_\_

Please complete the following chart and provide any comments that you feel would be helpful and pertinent to the selection process.

***Please score the student on the following:***

	Below Average	Average	Excellent	Outstanding
Trustworthiness				
Caring/Positive				
Fairness				
Initiative				
Hardworking				
Motivation				
Respect				
Responsibility				
Citizenship				
Overall				

Comments: \_\_\_\_\_

\_\_\_\_\_  
\_\_\_\_\_

# WHAT WOULD KEEP ME FROM BECOMING A SAFETY PATROL?

1. Application not turned in on time or incomplete
2. Unable to be at your post in the morning at 8:00 a.m. and stay at afternoon post until 3:05 p.m.
3. Number of applicants – not everyone will be able to be selected!









# Who should apply?


## ALL 4<sup>TH</sup> GRADERS!!!



# Questions about Safety Patrol



This Photo by Unknown Author is licensed under [CC BY-NC-ND](#)



**News Team**  
**Is a group of**  
**students that**  
**records/films the**  
**morning news show.**



This is not for the entire school year.

You are only in the studio for about 3 – 6 weeks.



# Who should apply:

Students that:

- Are NOT shy and afraid to be in front of the camera!
- Speak loud, speak clearly and slow
- Have a great PERSONALITY!
- can READ at 4<sup>th</sup> grade or higher level!!!

To apply for  
TV Production you  
must do 2 things:

- PowerPoint
  - Video





# PowerPoint (3 – 5 slides)

## You must include:

- Slide 1 –
  - Your Name
  - Your Teacher's Name
  - A photo of yourself
- Slide 2 - What makes you a good student to be on TV Production/News Team? Why should I select you?
- Slide 3 - Tell me about any video/technology experience that you have.
- Slides 4 & 5 More interesting facts about yourself.


**\*\*\*Bonus Points are awarded if you include background colors, special fonts, transitions and special effects in your PowerPoint!**



# Video

- Film yourself reading a script and saying the *Pledge of Allegiance*. (script will be in application)
- You can earn BONUS POINTS if you add your own news worthy information to your video to make it interesting.
- The VIDEO MUST NOT BE LONGER THAN 3 MINUTES!!!
- It is OK to get your parents, friends or siblings to help with the video.

# The application has 2 pages!



## page 1

- Tells you what you need to do for PowerPoint and Video.
- Dates due.
- How to send me your PowerPoint and Video.

# P.V.M.K.R. NEWS

News Team / T.V. Production



To apply for News Team, you must create a PowerPoint and Video.

- Your PowerPoint and Video will be scored using a rubric.
- Students with the highest scores will be assigned to a team. Teams typically work the show for 4 – 5 weeks.
- Students not selected will be placed on a waiting list.

**Directions:**

### Part 1: PowerPoint

- Create a 3 – 5 slide PowerPoint (5 slides max)
- You must include the following in your PowerPoint:
  - Slide 1 - Your Name
    - Your Teacher's Name
    - A photo of yourself
  - Slide 2 - What would make you a good member of the news team.
    - Why should you get picked for the team?
  - Slide 3 - List any video/technology experience that you have
  - Slide 4 & 5 (extra slides of your choice)

\*\*\*Bonus Points are awarded if you include background colors, special fonts, transitions and special effects in your PowerPoint!

### Part 2: Video (limit 3 minutes)

- Film yourself reading the script (on the next page) and saying the *Pledge of Allegiance*.
- You **MUST** recite the Pledge of Allegiance in your video. This must be done correctly and at a slow pace that kindergarten students can keep up with.
  - It is OK to get your parents, friends or siblings to help with the video. It is not the quality of the video BUT your enthusiastic personality that we want to see!
- BONUS POINTS are awarded to your score if you add to the script with your own news worthy information to make it fun and interesting. POINTS WILL BE DEDUCTED IF YOU DO NOT ADD TO THE SCRIPT TO MAKE IT INTERESTING!!!
- **VIDEO MUST NOT BE LONGER THAN 3 minutes!!!**

**Turn in your PowerPoint and Video to Mr. Edeker no later than May 10, 2021**

Save your PowerPoint and video to a USB Flash drive (put your name on the flash drive) and turn in to Mr. Edeker or you can email your video to: [vance.edeker@stjohns.k12.fl.us](mailto:vance.edeker@stjohns.k12.fl.us)

## Page 2 –

- Tells you what you are required to say in your video.
- Read every word that is in *italics*
- Add your own part here

Required script to read in your video:

*“Good morning Sea Turtles! Welcome to the morning news show.*

*My name is \_\_\_(Say your first and last name)\_\_\_\_\_.*

*Please stand and say the Pledge of Allegiance with me.*

**(Recite Pledge of Allegiance here)**

*In the news today... For the first time ever, we are accepting applications for News Team from 4<sup>th</sup> grade students while they are still in 4<sup>th</sup> grade. If you are interested in applying YOU MUST have a great personality, a big smile and be enthusiastic! Being able to read to others is a very important part of news team and you should feel comfortable speaking in front of others.*

*To be on the team, you must speak clearly and not too fast so that the little kids can understand what you are saying.*

Add something fun and interesting here.

Bonus Points will be added to your score if you add something special to interesting in this part of your video!

POINTS WILL BE DEDUCTED IF YOU DO NOT ADD TO THE SCRIPT TO MAKE IT FUN AND INTERESTINGS!!!

*This has been \_\_\_\_\_ reporting with the PVMKR news.*

*Work Hard, Be Kind, and Be Awesome!*

**You MUST say the  
Pledge of Allegiance  
CORRECTLY in your video.**





**A rubric will  
be used to  
score your  
PowerPoint  
and Video.**

<b>Category</b>	
<b>PowerPoint</b>	5 4 3 2 1 0
<b>Video: Presentation &amp; Personality</b>	5 4 3 2 1 0
<b>Video: Voice &amp; Projection</b>	5 4 3 2 1 0
<b>BONUS POINTS Video Script (additions to the script)</b>	5 4 3 2 1 0
<b>Pledge of Allegiance</b>	5 4 3 2 1 0

Students  
with the  
highest scores  
will be selected  
News Team.

# WHAT WOULD KEEP ME FROM MAKING NEWS TEAM?

1. PowerPoint and Video was not turned in on time or it was incomplete
2. Unable to be in the media center at **8:00 a.m.** in the morning of your assigned weeks
3. Number of applicants – not everyone will be able to be selected!



Students selected will be assigned to a team color.

Each team will have 4 students on the team.

The team will be in the studio for about 3 weeks.

Report to media center at 8:00 AM						TV Production Team Schedule 2021 - 2022					Revised 5/18/2021	
2021						2022						
<b>AUGUST</b> Character Counts! All Pillars	Mon.	Tues.	Wed.	Thurs.	Fri.	Mon.	Tues.	Wed.	Thurs.	Fri.	<b>JANUARY</b> Character Counts! Respect	
	2	3	4	5	6	3	4	Teacher 5 Planning	6	7		
	9	10	11	12	13	10	11	12	13	14		
	16	17	18	19	20	MLK 17 Birthday	18	19	20	21		
	23	24	25	26	27	24	25	26	27	28		
30	31				31							
<b>SEPTEMBER</b> Character Counts! Fairness	Mon.	Tues.	Wed.	Thurs.	Fri.	Mon.	Tues.	Wed.	Thurs.	Fri.	<b>FEBRUARY</b> Character Counts! Giving	
			1	2	3		1	2	3	4		
	Labor Day 6	7	8	9	10	Teacher 7 Inservice	8	9	10	11		
	13	14	15	16	17	14	15	16	17	18		
	20	21	22	23	24	21 President's Day	22	23	24	25		
27	28	29	30		28							
<b>OCTOBER</b> Character Counts! Responsibility	Mon.	Tues.	Wed.	Thurs.	Fri.	Mon.	Tues.	Wed.	Thurs.	Fri.	<b>MARCH</b> Character Counts! Truthfulness	
					1		1	2	3	4		
	4	5	6	7	8	7	8	9	10	Teacher 11 Planning		
	11	12	13	14	15	14	15	16	17	18		
	Teacher 18 Planning	19	20	21	22	21	22	23	24	25		
25	26	27	28	29	28	29	30	31				
<b>NOVEMBER</b> Character Counts! Citizenship	Mon.	Tues.	Wed.	Thurs.	Fri.	Mon.	Tues.	Wed.	Thurs.	Fri.	<b>APRIL</b> Character Counts! All Pillars	
	1	2	3	4	5					1		
	8	9	10	Veterans Day 11	12	4	5	6	7	8		
	15	16	17	18	19	11	12	13	14	NO 15 SCHOOL		
	22	23	24 THANKSGIVING	25	26	NO 18 SCHOOL	19	20	21	22		
29	30				25	26	27	28	29			

**Students not selected will be  
placed on a waiting list.**

Applications are due  
on **April 13th.**






**Announcement of Teams  
will be on **April 29th**.  
We will send a letter home.**



Applications  
Can be found on the  
school web site

Starting today!

# Applications are on the school web site.



PVPV RAWLINGS ELEMENTARY

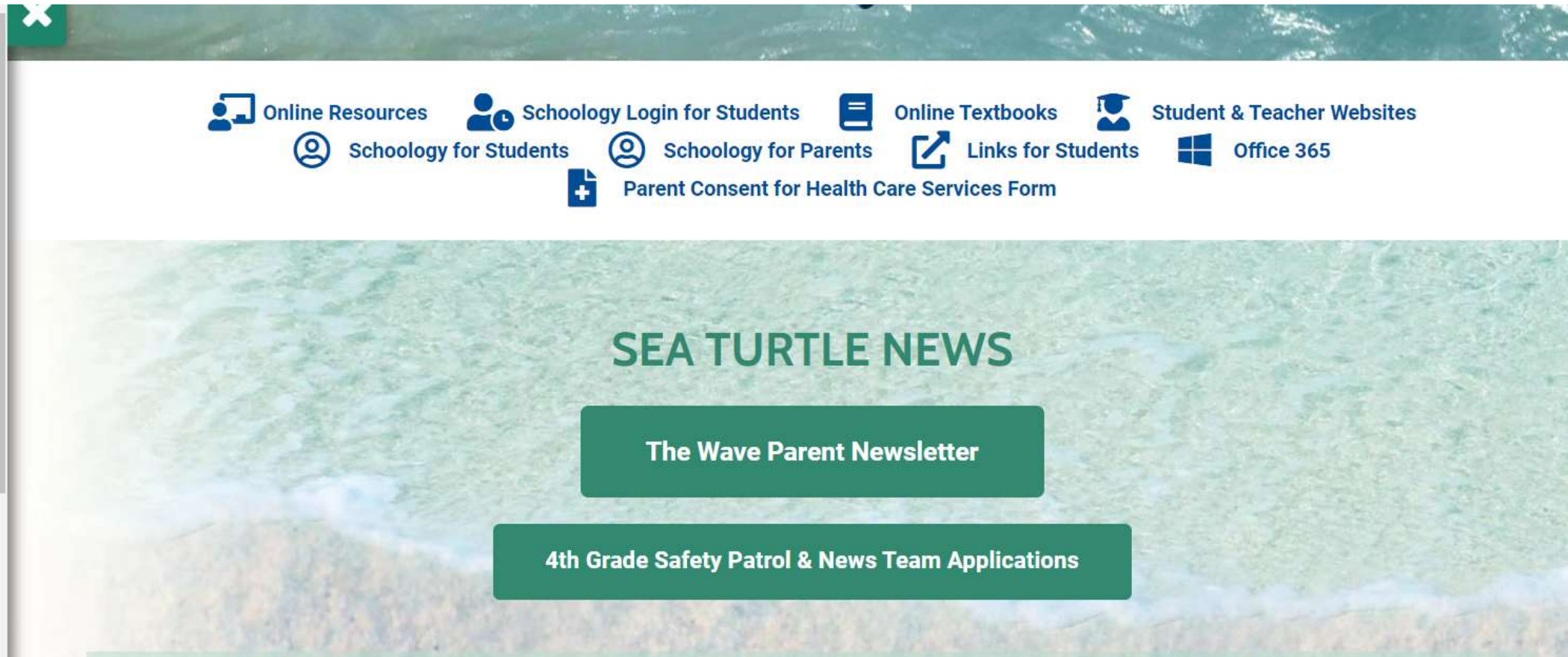
HAC Calendar Payments

Search this website

Class Webpages

Departments

For Parents



Online Resources    Schoology Login for Students    Online Textbooks    Student & Teacher Websites

Schoology for Students    Schoology for Parents    Links for Students    Office 365

Parent Consent for Health Care Services Form

## SEA TURTLE NEWS

[The Wave Parent Newsletter](#)

[4th Grade Safety Patrol & News Team Applications](#)

# Questions



This Photo by Unknown Author is licensed under [CC BY-NC-ND](#)