


Lesson 3


Instructional Targets
<p>Reading Standards for Literature</p> <ul style="list-style-type: none"> Range and Level of Text Complexity: Experience grade level and age-appropriate literature materials, including stories and poems that are adapted to student reading level. <p>Reading Standards for Foundational Skills</p> <ul style="list-style-type: none"> Print Concepts: Demonstrate understanding of print features (left to right, page to page, etc.). Fluency: Read appropriately leveled text with purpose and understanding. <p>Which of your state standards are aligned to these instructional targets?</p>

Classroom Activities/Lesson Plan
<p>Leveled Book: <i>This Is Christmas</i></p> <p>Lesson 3 provides a simple book in two distinct reading levels. Emerging readers may engage in the same content when selecting the appropriate level based on individual abilities, needs or reading goals. This Leveled Book is presented in two leveled formats: Level C and Level A. Select the level appropriate for each student.</p> <p>The content of the Leveled Book presents the traditions of Christmas. When they have finished the book, students should be able to describe how families celebrate Christmas.</p> <ul style="list-style-type: none"> Introduce the story by talking about Christmas and what students may already know about the holiday. On the first reading, do a picture walk. Note pictures of lights, food and family. Read the story aloud to model fluency. After reading the story, ask questions about the traditions that are special to Christmas. As a group, reread the story with pauses for key words to encourage participation. Encourage choral reading of the repeated line. Provide students with supports for page turning and interaction while they are reading. During independent or paired reading, focus on individual student reading abilities with text or supported-text versions. It is likely that students may read different levels for different purposes each day when building reading skills. Support student reading, using the communication board to do so. Follow up reading with discussion on how Christmas is similar to and different from other winter holidays. <p> Standards Connection</p> <ul style="list-style-type: none"> Use the book features and the pictures to continue interaction with the book. Have students locate the title, the author and the illustrator of the book. Invite students to identify and describe characters, setting and events from the story pictures. <p>Comprehension questions from Leveled Books are based on the highest level in the series. These books may be read aloud to help students at all levels to gain meaning.</p> <p><i>Pre- and post-assessments are NOT available for this unit.</i></p>

Differentiated Tasks		
Level 3	Level 2	Level 1
<ul style="list-style-type: none"> Students will independently read literature stories and poems that have been adapted to student reading level. Students will independently demonstrate basic print concepts (tracking from left to right and from page to page, etc.) during shared story reading. Students will independently read text stories that are selected at the personal reading level. 	<ul style="list-style-type: none"> Students will read supported and shared literature stories and poems that have been adapted to student reading level. Students will participate in basic print concepts (page turning, pointing to words and pictures, etc.) during shared story reading. Students will state a word or point to a picture of an omitted word during shared reading. 	<ul style="list-style-type: none"> Students will actively participate in supported reading of literature stories and poems that have been adapted to student ability level. Students will attend to shared story reading, giving supported indicators to <i>turn the page</i> or <i>read more</i>. Students will state a sentence from a story through an active participation response (e.g., voice output device, eye gaze choice board).

Resources and Materials	Notes
<p>Leveled Book: <i>This Is Christmas</i> Communication board Standards Connection Lesson 3</p>	

Standards Connection Lesson 3

Instructional Targets		
	Reading Standards for Literature <ul style="list-style-type: none">• Key Ideas and Details: Identify characters, setting and events in a story.• Integration of Knowledge and Ideas: Use illustrations to describe characters and events in a story.	
	Reading Standards for Literature and Informational Text <ul style="list-style-type: none">• Craft and Structure: Use text features to locate key information in a text.	
Differentiated Tasks		
Level 3	Level 2	Level 1
<ul style="list-style-type: none">• Students will locate the title, author and illustrator of a story.• Students will describe characters and events in a story.• Students will describe characters and events based on illustrations from a story.	<ul style="list-style-type: none">• Students will locate the title of a story.• Students will use picture supports to identify characters, setting and events from a story.• Students will point to pictures within a story to identify named characters and events.	<ul style="list-style-type: none">• Students will make a selection to indicate the title of a book.• Students will select a picture to identify a character or an event from a story (single option or errorless choice).• When presented with an illustration from a story, students will select a character or an event

Tell students to use features and pictures from the book to discuss, locate and answer these questions.



What is the **name** of this story?



Who **wrote** this story?



Who **drew** the pictures in this story?



Who are the characters in this story?



Where did this story happen?



What happened in this story?

This Is Christmas

Level C



by Kathy Staugler


Illustrated by April Black




This is Christmas.

Christmas is a Christian holiday.

Christmas is December 25.



This is a Christmas tree.
Families put lights on the tree.
The lights are very colorful.



This is the food for Christmas.
Families eat many different foods each year.
Turkey is a favorite.



**These are the gifts for Christmas.
Santa Claus puts them under the tree.
Children are excited to get gifts.**



This is a family.

The family sings Christmas carols together.



This is Christmas.



The End

This Is Christmas

Level A



by Kathy Staugler


Illustrated by April Black



This is Christmas.



See the lights.



See the food.



See the gifts.



See the family.



This is Christmas.




The End



This Is Christmas



eat



Christian



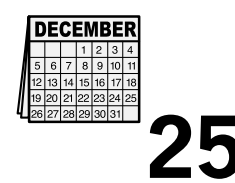
Christmas



holiday




December 25



Christmas
Tree




get



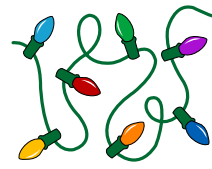
colorful




family



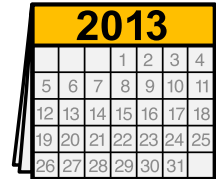
lights



food



year




sing



different



turkey



gift



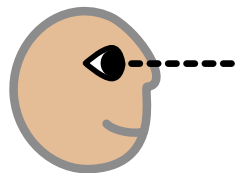
Santa Claus




children



see



under



carol

