

Georgia
CRCT
online



Math Quiz 4.1

Third Grade Mathematics
Quiz

Gloria Key

Name: _____

Date: _____

Instructions:

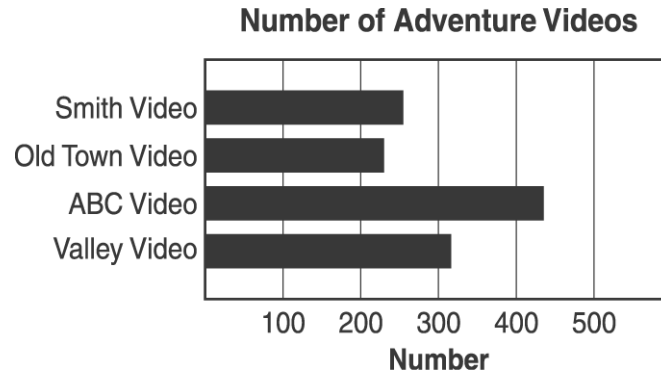
Name: _____

Quiz: Math Quiz 4.1

Date: _____

Teacher: Gloria Key

The graph below shows how many adventure movies that four video stores have.



1. Which video store would be most likely to have the adventure video you want to see?

- A. ABC Video
 - B. Old Town Video
 - C. Smith Video
 - D. Valley Video
-

Name: _____




Quiz: Math Quiz 4.1


Date: _____

Teacher: Gloria Key

2. How many students ride the bus?

How Students Get to School

Ways to Travel	Number of Students
Walk	
Ride in Bus	
Ride Bikes	
Ride in Cars	

 = 2 students

Name: _____

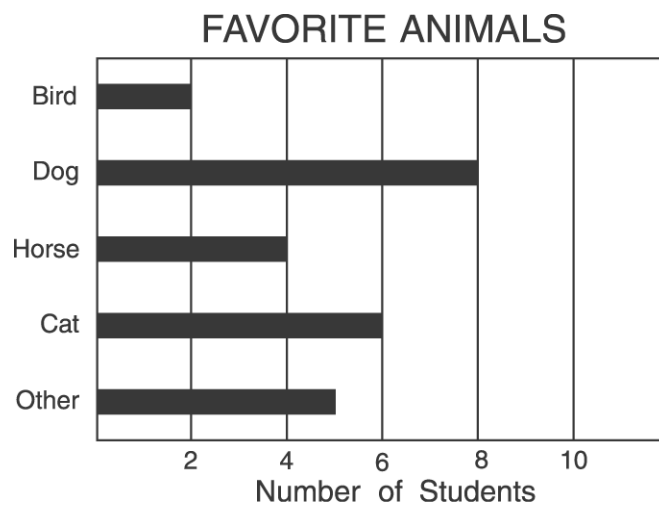
Quiz: Math Quiz 4.1

Date: _____

Teacher: Gloria Key

- A. 2
 - B. 5
 - C. 6
 - D. 10
-

Ms. Avola's class took a survey about their favorite animals. The graph below shows the results.



3. How many more students chose dogs than cats?

- A. 2 more students
 - B. 4 more students
 - C. 6 more students
 - D. 14 more students
-

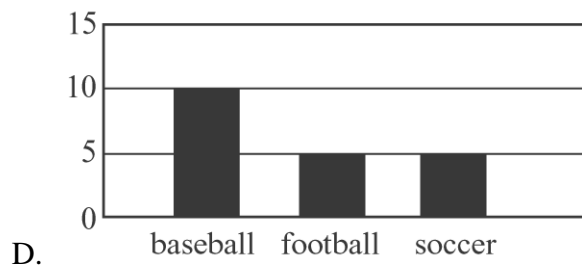
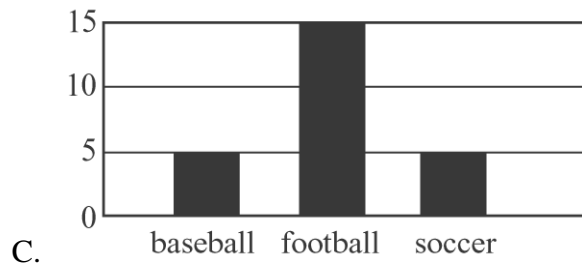
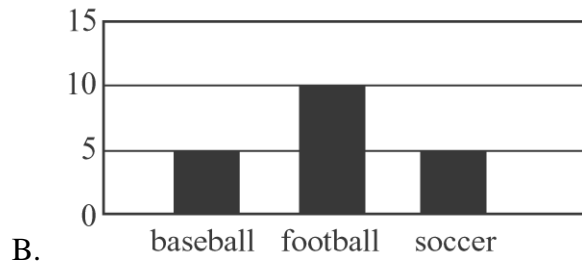
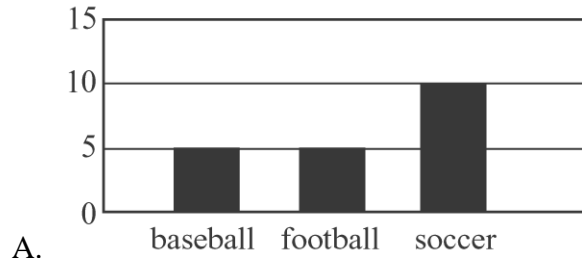
Name: _____

Quiz: Math Quiz 4.1

Date: _____

Teacher: Gloria Key

4. In Mr. Land's class, students voted on their favorite sports. 5 students chose baseball, 10 chose football, and 5 chose soccer. Which graph shows this information?



Name: _____

Quiz: Math Quiz 4.1

Date: _____

Teacher: Gloria Key

Joe, Sue, Bob, and Kim ran in the Field Day Race. The table below shows their times.

Field Day Race

Name	Time
Joe	32 Seconds
Sue	37 Seconds
Bob	29 Seconds
Kim	23 Seconds

5. Who ran the fastest?

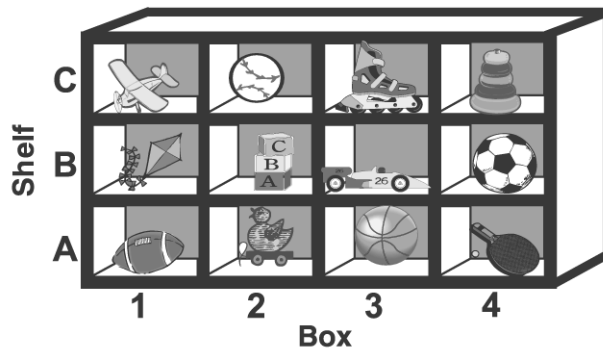
- A. Joe
 - B. Sue
 - C. Bob
 - D. Kim
-

Name: _____





Quiz: Math Quiz 4.1

Date: _____

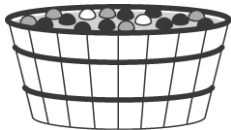
Teacher: Gloria Key



6. Which toy is in box 1 on shelf B?

- A. 
- B. 
- C. 
- D. 

-
7. You are in an apple bobbing contest. There are only 16 apples left in the tub: 9 are red, 5 are green, and 2 are yellow.



If you close your eyes and bob for an apple, what color apple are you LEAST likely to get?

- A. yellow
- B. green
- C. red
- D. The chances are all the same.
-

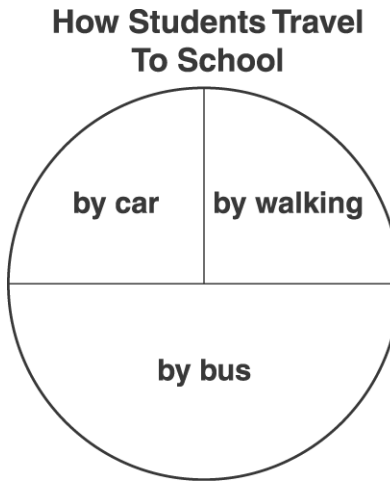
Name: _____

Quiz: Math Quiz 4.1

Date: _____

Teacher: Gloria Key

The graph shows how students in Miss Traver's class get to school.



8. Which is true?

- A. The number of walkers and bus riders are about the same.
 - B. There are about twice as many bus riders as walkers.
 - C. More students walk than ride the bus.
 - D. More students travel by car than ride the bus.
-

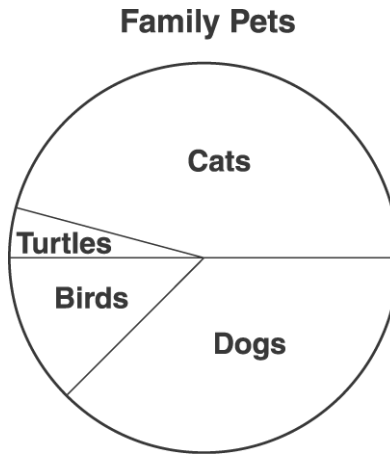
Name: _____

Quiz: Math Quiz 4.1

Date: _____

Teacher: Gloria Key

Use the circle graph below to answer question 9



9. According to the circle graph, which family pet is LEAST popular?

- A. dogs
 - B. birds
 - C. cats
 - D. turtles
-

Name: _____

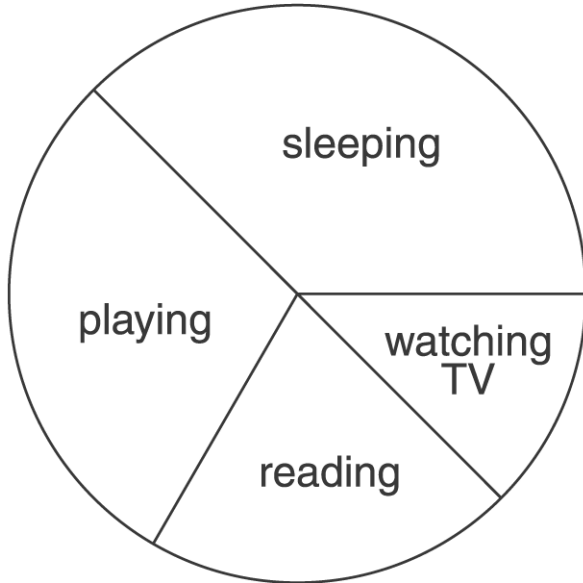
Quiz: Math Quiz 4.1

Date: _____

Teacher: Gloria Key

10. The circle graph below shows how Reggie spent a vacation day.

One of Reggie's Vacation Days



What did Reggie spend the LEAST amount of time doing?

- A. playing
- B. reading
- C. sleeping
- D. watching TV

11. If Amy flips a quarter and it lands heads, when she flips it again it will

- A. probably be tails.
 - B. probably be heads.
 - C. definitely be tails.
 - D. have an equal chance of being heads or tails.
-

Name: _____












Quiz: Math Quiz 4.1

Date: _____

Teacher: Gloria Key

12. According to the graph, how many students buy spaghetti for lunch?

What Students Do For Lunch

Bring Lunch From Home	  
Buy Tacos	   
Buy Spaghetti	  
Buy Subs	

Key:  = 10 students

- A. 20
 - B. 25
 - C. 30
 - D. 40
-

Name: _____

Quiz: Math Quiz 4.1

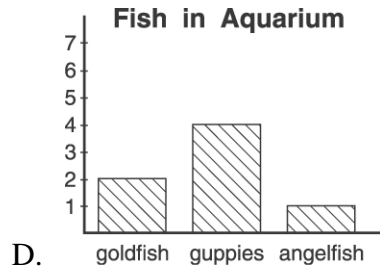
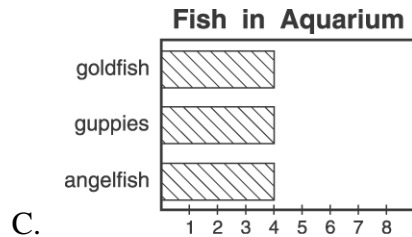


Date: _____

Teacher: Gloria Key

13. Your teacher asks you to choose a graph to represent the data in the tally chart.

Fish in Aquarium	
Fish	Tallies
goldfish	
guppies	
angelfish	

Which graph should you choose?



Name: _____

Quiz: Math Quiz 4.1

Date: _____

Teacher: Gloria Key

Name: _____




Quiz: Math Quiz 4.1


Date: _____

Teacher: Gloria Key

14. Jim is finishing this graph for his class.

How Students Get to School

Ways to Travel	Number of Students
Walk	
Ride in Bus	
Ride Bikes	
Ride in Cars	

 = 2 students


Name: _____

Quiz: Math Quiz 4.1

Date: _____

Teacher: Gloria Key

How should he show that 8 students ride in cars?

- A. 
- B. 
- C. 
- D. 
-

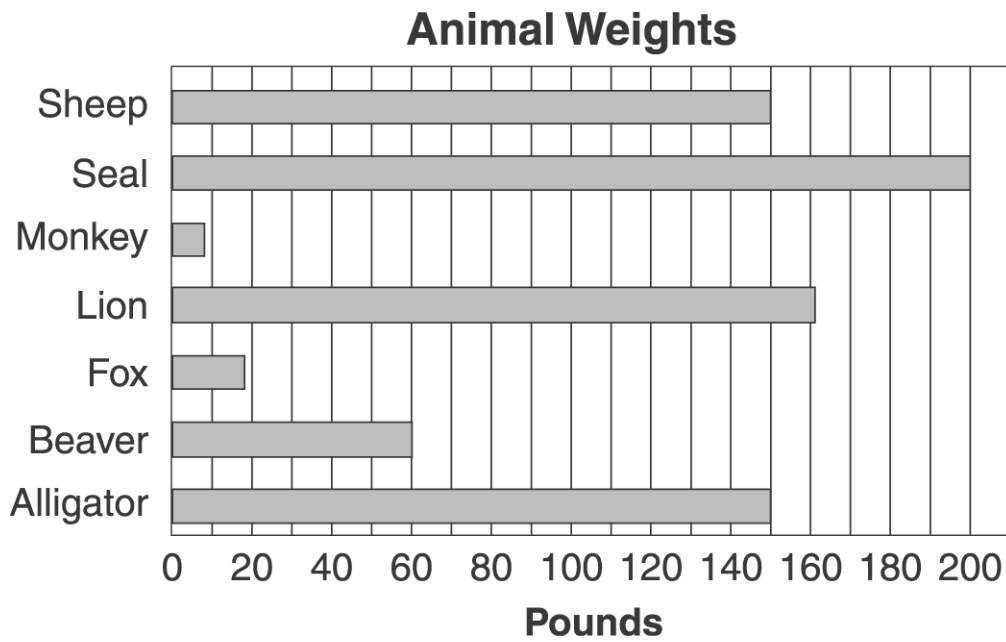
Name: _____

Quiz: Math Quiz 4.1

Date: _____

Teacher: Gloria Key

Look at the chart below. Then answer question 15



15. Which animal is heavier than a lion?

- A. alligator
 - B. fox
 - C. seal
 - D. sheep
-