






Instructional Routine 2: Sound-by-Sound Blending

Purpose: Use this routine to teach children a strategy for decoding unfamiliar decodable words using the English sound/spelling system.

1	<ul style="list-style-type: none"> Write or display the Letter Card(s) for the first sound in the word. 	
2	<ul style="list-style-type: none"> Point to the letter(s) as you say the sound, and have children repeat it with you. 	<p>Listen: /m/.</p> <p>Now you say it. /m/</p>
3	<ul style="list-style-type: none"> Write or display the Letter Card for the next sound in the word and repeat the procedure. 	<p>Listen: /ă/.</p> <p>Now you say it. /ă/</p> 
4	<ul style="list-style-type: none"> Sweep your hand below the letters, and blend the sounds. Have children blend the sounds with you. 	<p>Blend the two sounds together.</p> <p>Listen: /m/ /ă/.</p> <p>Now you say it. /m/ /ă/</p> 
5	<ul style="list-style-type: none"> Repeat the process for the remaining sounds, one at a time. 	<p>Listen: /t/.</p> <p>Now you say it. /t/</p> 
6	<ul style="list-style-type: none"> Model reading the entire word. Sweep your hand below the letters, and blend the sounds. Have children blend the sounds to read the word. 	<p>Blend all of the sounds together. Listen:</p> <p>/m/ /ă/ /t/, <i>mat</i>.</p> <p>Now you say it. /m/ /ă/ /t/, <i>mat</i></p> 
7	<ul style="list-style-type: none"> Ask children to tell if the target word sounds like a real word. Have them use the word in a sentence. 	<p>Does <i>mat</i> sound like a word you know? Yes.</p> <p>Now use the word <i>mat</i> in a sentence.</p> <p><i>Possible response: I wipe my feet on the mat.</i></p>