



# SJCSD Online Learning

Parent Guide

# What is online learning?



- Students can interact and communicate with their teacher and classmates over the Internet
- Students will use a computer, tablet, or some other device for their learning
- Online learning is often referred to as e-learning, virtual learning, or distance learning

# How will my child receive instruction through an online learning process?



Students may receive instruction through the use of:

- Online textbook resources
- Online lessons assigned by the teacher or in the learning path
- Teacher presentations
- Remote conferencing
- Print materials such as work texts and worksheets as appropriate

# How will my child communicate with his/her teacher?



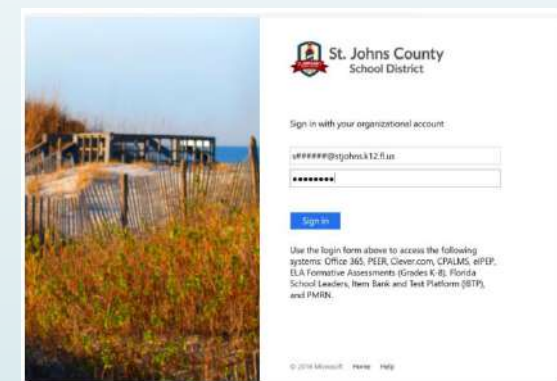
- E-mail
- Phone calls
- Schoology Conferences (see slides 5-7 for details)
- Other platforms as assigned by the teacher

# How do students access Schoology?



1. Each school website has a “Schoology for Students” link at the top of the home page. [Schoology for Students](#)

2. Students use their student number followed by @stjohns.k12.fl.us ([S#####@stjohns.k12.fl.us](#)) and click **Next**



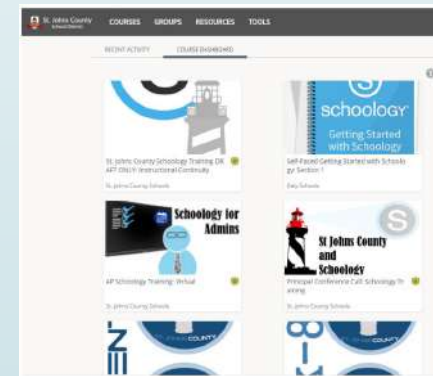
3. Enter Student Password  
and click **Sign In**

# How do students access Schoology?



4. Click **No** –  
DO NOT stay  
signed in

5. Click your  
appropriate  
course





# How do we access Schoology on a mobile device?



## SCHOOLLOGY LOGIN INFORMATION APP VERSION

1

Click on the Schoology App

2



In the Search box – type in **ST Johns County Schools**  
Click the > on the right side of the box.

3



Username: E#####@stjohns.k12.fl.us  
Password: Do Not Enter Password Here  
Click Sign In

4



Username: E#####  
Password: Active Directory Password  
(Password you use to log into a school computer.)

# How do we access a Schoology Conference?



- Click the image to the right to view a 40-second video on accessing a Schoology Conference

A screenshot of the Schoology interface showing the Conferences page. The browser address bar shows the URL: app.schoology.com/apps/191034318/run/course/1600002861. The page title is "Conferences". There are tabs for "Active" and "Completed". A table lists a conference titled "Math Intermediate" with a status of "In progress". The left sidebar contains navigation options: Materials, Updates, Grades, Attendance, Members, Conferences, and Information. The Information section shows "Grading period Forever".

Title	Start Time	End Time
Math Intermediate		In progress



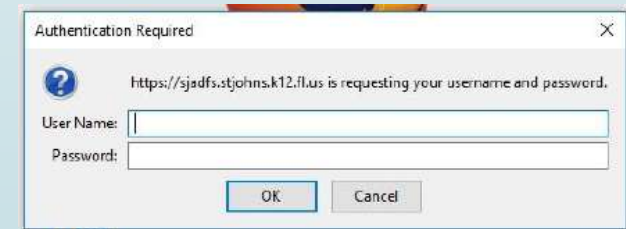
# How does my child access Online Textbooks?

1. Go to your school's website and click on the Online Textbook link at the top of the page. For your convenience, we have also posted the link here: [Online Textbooks](#)
2. Click on your child's grade level range. (K-5, 6-8 or 9-12)
3. Click on the icon that matches your child's grade and subject area.



4. Use your student number and password to log in.

Username: S#####  
Password Windows Password



# How does my child manage iReady online instruction?

- Go to the online textbook link on your school's homepage.
- Click on your child's grade level range and then click on the iReady button.
- Click your child's grade level range to access a grade-specific PowerPoint about online instruction



**Online Lessons**

**i-Ready**

## Get Ready for *i-Ready* Lessons!

Use the grade-level presentation prior to *i-Ready* Online Instruction to introduce students to the *i-Ready* experience and explain why lessons are important to their learning.


**Presentations Included:**

- Grades K–2
- Grade 3
- Grades 4–5
- Grades 6–8

**Tips:**


- Review the presentation ahead of time to internalize the slides and note any additional guidance you want to provide.
- Feel free to adjust the presentation for your students. Skip slides when needed.
- Show the presentation to your class the day after the Diagnostic or the same day Online Instruction begins.
- Visit [i-ReadyCentral.com/EngageStudents](https://i-ReadyCentral.com/EngageStudents) to download additional resources such as data trackers and lesson logs.

# How will my child be graded?



- The teacher will continue to evaluate and provide feedback on assignments and assessments
- Specific to Secondary Students: During an emergency school closure, all grades will be placed in the formative category.

## How does my child get hard copies if needed?



- All elementary students have been provided access to a student kit of printed instructional materials
- Secondary students will receive direction from the school regarding when they can access textbooks or other school items that may have been left at school
- Secondary students may contact the teacher to request printed materials if special circumstances prevent online access

# What is my role as the parent/guardian?



- Set up a space in the home with learning supplies and materials
- Provide expectations of a schedule and structure for online learning
- Assist your child with accessing online instruction
- Monitor your child to ensure he/she is participating in online learning
- Encourage your child to be engaged in online learning
- Understand that online learning is different from in-school learning and flexibility will be needed
- Reach out to your child's teacher for assistance when needed

# What is the teacher's role?



- Communicate often, clearly and consistently
- Be intentional and explicit about timing, pacing, and expectations
- Thoughtfully chunk new learning for students and give them time to process before adding more information
- When possible, host virtual conferences
- Support students' connections with one another
- Ask students for feedback
- Work with colleagues to share strategies that work



# What is the student's role?



- Stick to a daily routine and learning schedule
- Work in a designated learning space away from distractions
- Be an active learner
- Let your teacher know if you need help
- Follow 'Netiquette' when you are working online
  - Stay focused on the topic being discussed
  - Use respectful behavior and language
  - Wear school appropriate clothing if on video conferencing
  - Be honest and do not copy others' work as your own
  - Show consideration for others

# What are the attendance and engagement expectations?



- ▶ **ATTENDANCE:** Students are expected to be active participants daily in their independent and online learning experience. Teachers will track virtual attendance in multiple ways.

For example:

- ▶ Participation in online activities
- ▶ Completion of assignments
- ▶ Participation in conferences

Florida Law (*Section 1003.21, Florida Statutes*) states that all children who are either six years of age, who will be six years old by February 1 of any school year, or who are older than six years of age but who have not attained the age of 16 years, must attend school regularly during the entire school term.

# What if my child doesn't have a computer?



Families who need a computer and/or an internet connection may complete a Computer/Hotspot Request. The form is available on the SJCSD website. Note there are a limited number available. Requests will be filled in order of the greatest need.

# Meal Service



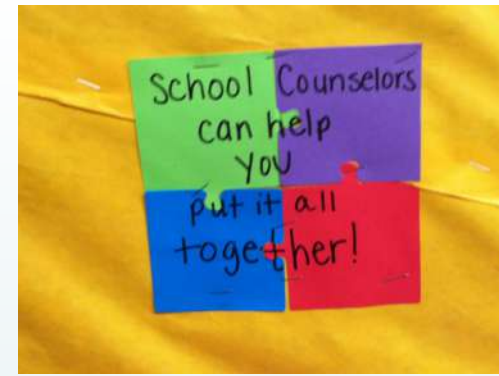
The Florida Department of Agriculture & Consumers Services and USDA have approved meal service during the time of unanticipated school closures. This program focuses on areas of eligibility based on economic need.

- The meals will be provided to children 18 years or younger. Children must be present to receive meals.
- Children may receive meals at the nearest participating site, even if it is not where they attend school. This eliminates the need for families to drive to multiple schools.
- Each day, lunch for that day and breakfast for the next day will be provided at the same time.
- All school sites will operate from 11 a.m. to 1 p.m.
- All community sites will operate 11 a.m. to Noon

Meals will be provided through a walk-up and drive-thru service in the parent drop off loop at the participating locations.

For distribution site information, click here [Meal Service Information](#)  
Check back frequently per changes due to participation levels.

# How can my child receive support from a School Counselor?



**Contact information for your child's school counselor is available on your school's Guidance and Counseling web page.**

**School Counselors are available to assist students and families in the following areas:**

- Emotional support
- Academic advisement
- Academic progress
- College and career information
- Mental health
- 504 services
- English Language Learners

# Who do we contact with a question?



Your child's teacher is your first point of contact for any academic questions. Please contact them via email.

For all other questions, you may contact your child's school by phone.





## St. Johns County Online Learning... a partnership between parents and teachers

- Thank you for partnering with us to continue the learning experience for your child.
- We appreciate your patience as we all strive to provide the best to our students.
- Student and staff safety continues to be our top priority.
- We look forward to seeing everyone online!