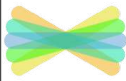


PARENT TO-DO LIST

➔ Download the Family App


The Seesaw Family app is compatible on iOS and Android along with Kindle Fires. You can also access via the internet. Chrome and Firefox work best with the app!



FAMILY

Your student's teacher will give you a code or send you an email to gain access. This will allow you to see in real-time what your student is doing in the classroom!

➔ Create your parent account!



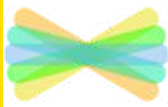
Seesaw

I'm a Teacher

I'm a Student

I'm a Family Member

You will need to select I'm a Family Member. From there you will be prompted to join your student's class with the code provided by the teacher. This is where you will be able to see completed work from your student.



Seesaw


The Learning Journal

Welcome to Seesaw

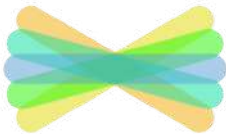
Seesaw is a digital learning platform used in grades K-2 throughout our school! This platform allows students to show learning, teachers to gain insights, and families to connect!

Students will be able to document work, complete assignments, and communicate with their teacher all in Seesaw. Families can also communicate with their student's teacher through the app! Announcements can also be posted for family updates!

Students can use a computer or tablet device to work at home as well. Please download the CLASS app for students to work!

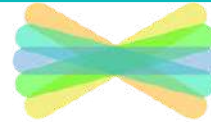


Seesaw Class vs. Family App



FAMILY

The Family App is where the parent connection magic happens! Families use this app to see student work, communicate with teachers, and view announcements. This app is specifically for families only.



CLASS

The Class App is where student learning happens! Students use this app to complete work, see teacher announcements, and collaborate with their class. This app is specifically for students only.