



THE SCIENTIFIC METHOD





What is Science?


1. Science is an organized way of using evidence to learn about the natural world.



3. Scientists propose explanations that can be tested by examining evidence.

2. Scientists: collect and organize information in a careful, orderly way, looking for patterns and connections between events.

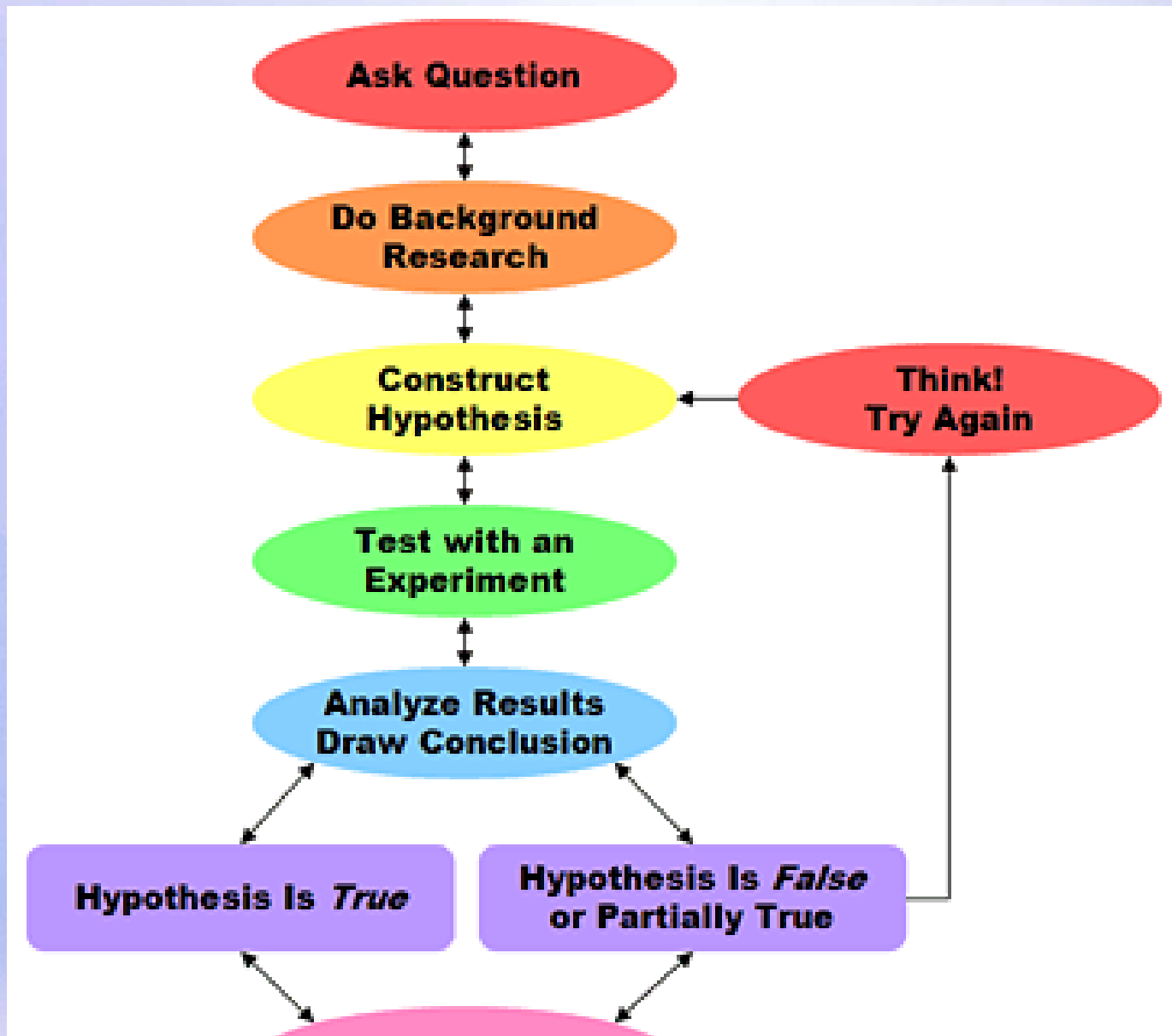
Scientific Method



The scientific method is:

A series of steps used by scientists to solve a problem or answer a question

Steps of scientific method



Observation is the process of gathering information .




Data is the information gathered from making observations.



A hypothesis is a scientific explanation for a set of observations.

Hypothesis



It is also a possible explanation to the question or problem.

How to Design a Controlled Experiment



1. variables: The factors in an experiment that can be changed are called variables. examples of variables : changing the temperature, or the amount of light present, time, concentration of solutions used.

2.. In a “controlled experiment” only one variable is changed at a time. All other variables should be unchanged or “controlled”.

3. control group is used as a comparison.

The control group serves as the comparison. It is the same as the experiment group, except that the one variable that is being tested is removed.

c) The experimental group shows the effect of the variable that is being tested.

d) https://www.youtube.com/watch?v=nzfDvfoBv_g

Variables and constants

Independent variable: variable that is changed in an experiment by the by person doing the experiment. It happens in the beginning of the experiment.

Dependent variable: it depends on the independent variable and it happens during the experiment.

Constant: variables that stays the same throughout the experiment.

Example: In order to test the effectiveness of a new vaccine, 50 volunteers are selected and divided into two groups. One group will be the control group and the other will be the experimental group. Both groups are given a pill to take that is identical in size, shape, color and texture.

Even though the volunteers are given identical looking pills, the control group will not actually receive the vaccine.

. Describe the control group.

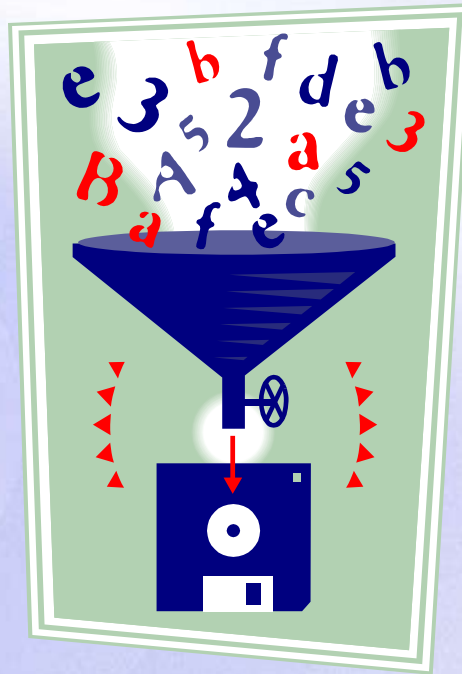
Describe the experimental group.

What variables are kept constant?

What variable is being changed?

There are two variables in an experiment:

a) The independent variable is the variable that is deliberately changed by the scientist.



c) In the above example, what is the independent variable?

It is the addition of the vaccine to the pills that were given to the volunteers.

b) The dependent variable is the one observed during the experiment. The dependent variable is the data we collect during the experiment. This data is collected as a result of changing the independent variable.



d) In the above example, what is the dependent variable?


The observed health of the people receiving the pills.

Step 4: Recording and Analyzing Results

1. The data that has been collected must be organized and analyzed to determine whether the data are reliable.
2. Does the data support or not support the hypothesis?

Forming a Theory

A theory may be formed after the hypothesis has been tested many times and is supported by much evidence.



Theory:

A statement that is thought to be true.

A theory is supported by considerable evidence.

Practice Problem:



You want to determine the effects of a certain fertilizer on the growth of orchids grown in a greenhouse. Materials that are available to you include: greenhouse, 100 orchid plants, water, fertilizer, and soil. You want to know if the orchids will grow best with a weak concentration of fertilizer, a medium concentration of fertilizer, or a high concentration of fertilizer. How will you design an experiment to test different concentrations of this fertilizer?

State your hypothesis:

Possible answer:

I predict that the orchids will grow best with a medium concentration of fertilizer.

How will you set up a controlled experiment?

Here is one possibility:

The 100 plants will be divided into 4 groups as follows:



Group 1: 25 plants will receive plain water.




Group 2: 25 plants will receive a weak concentration of fertilizer.



Group 3: 25 plants will receive a medium concentration of fertilizer.



Group 4: 25 plants will receive a high concentration of fertilizer.




The plants will be watered daily. Over a period of a month, the plants will be measured to see which ones grew the tallest.


Control Group

What is the control group in this experiment?

The control group consists of the 25 plants that are receiving plain water.



Experimental Group



What is the experimental group in this experiment?
The experimental group consists of the 75 plants that are receiving various concentrations of fertilizer.

In a “controlled experiment”, all variables must be kept constant except the one variable that is being changed.



What variables must be kept constant in this experiment?

- ✓ All plants must receive the same amount of fluid each day.
- ✓ All plants are grown in pots of equal size.
- ✓ All plants are grown at the same temperature.
- ✓ All plants receive the same amount of sunlight.

What variable is being changed in this experiment?
The variable being changed is the amount of fertilizer received by each group of plants.

After one month of measuring the orchids, the following data is obtained:



Group 1 (Control Group): Grew to an average height of 15 cm.

Group 2 (Weak conc.): Grew to an average height of 35 cm.

Group 3 (Medium conc.): Grew to an average height of 28 cm.

Group 4 (High conc.): Grew to an average height of 10 cm.

Is your hypothesis supported or disproved by these results?

We hypothesized that the orchids would grow best with a medium concentration of fertilizer.

The results do not support this.

The results disprove our hypothesis.

After one month of measuring the orchids, the following data is obtained:



Group 1 (Control Group): Grew to an average height of 15 cm.

Group 2 (Weak conc.): Grew to an average height of 35 cm.

Group 3 (Medium conc.): Grew to an average height of 28 cm.

Group 4 (High conc.): Grew to an average height of 10 cm.

What is your conclusion based on these results?

- Orchids grow best with a weak concentration of fertilizer.
- At medium to high concentrations, plant growth is inhibited.



Analysis Questions



Why is it important to have a large sample size in any experiment?

It is important to test a large sample in order to get a true picture of the results of the experiment. If the sample size is too small, an inaccurate conclusion may be reached. Results obtained by testing a large number of individuals would be much more accurate than if only a few individuals had been tested.





Analysis Questions



Why is it important to repeat the experiment many times?

Experiments should be repeated to see if the same results are obtained each time. This gives validity to the test results.





Analysis Questions



What is the importance of the control?

The control shows what will happen when the experimental factor is omitted. Without the control, there would be no basis for comparison and you would not know how the experimental factor affected the results.





Analysis Questions



How is a theory different than a hypothesis?



A hypothesis is an “educated guess” that is testable through observations and experimentation. A theory is a broad statement of what is believed to be true based on many experiments and considerable amounts of data.




Analysis Questions



Why is it so important that a scientist accurately describes the procedure used in the experiment?

It allows other scientists to repeat the experiment and verify the results.






Analysis Questions



What is the difference between the independent and the dependent variables in an experiment?



The independent variable is the variable that is deliberately changed by the scientist. The dependent variable is the one observed during the experiment. The dependent variable is the data we collect during the experiment.



Analysis Questions



In a “controlled experiment”, why must all of the variables, except one, be kept constant throughout the experiment?

If several variables were changed at the same time, the scientist would not know which variable was responsible for the observed results.

