



**Dr. John D. Barge, State School Superintendent**  
*"Making Education Work for All Georgians"*

# SCHOOL BUS SAFETY - MIDDLE SCHOOL

# School Bus Safety

- This unit will teach you about:
  - School bus stop safety
  - School bus danger zone
  - Loading & unloading
    - How to cross the (if required)
    - Loading and unloading at school
  - Riding the bus safely
  - Emergency school bus evacuation



# Bus Stop Safety

- **Important behaviors at the bus stop:**
  - Arrive 5 minutes before bus is scheduled
  - Go back home for help if you miss bus
    - Never walk to another stop
    - Never have parents drive to another stop
    - Bus driver will not
  - Have all items in book bag before leaving home
  - Wait in safe place, 12 feet away from traffic
  - Do not cross before bus comes

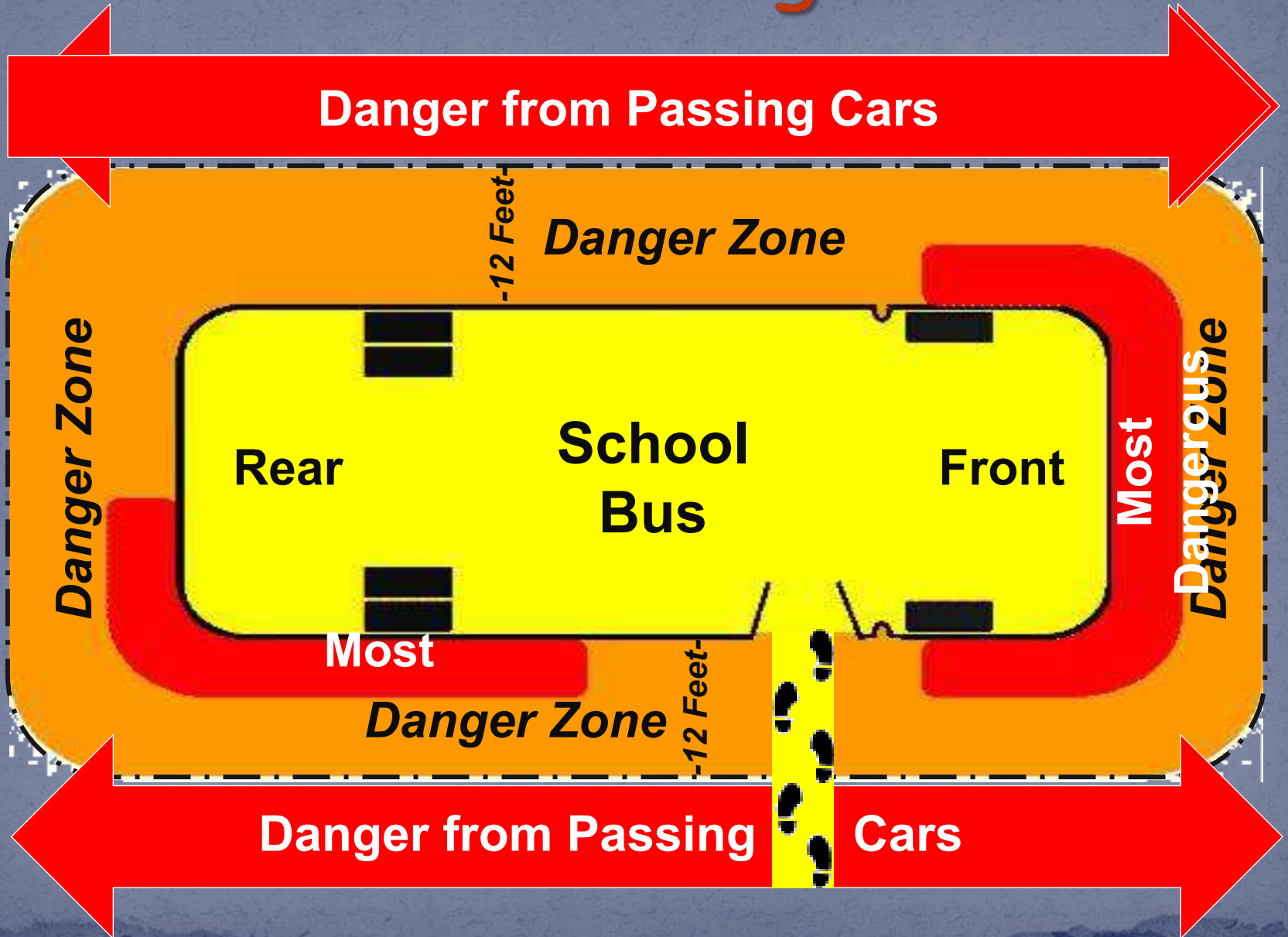


# More Bus Stop Safety

- Never speak to strangers
- Respect property of others
- Keep noise down while waiting
- Stay away from road
- No horseplay, pushing or shoving
- Form a “single file” line 12 feet away from road
- Use no electronics when boarding



# School Bus Danger Zone



# Loading from Door Side


A blowing bus horn  
means danger.  
Look & find safety.

**1** STAY



***Danger  
Zone***

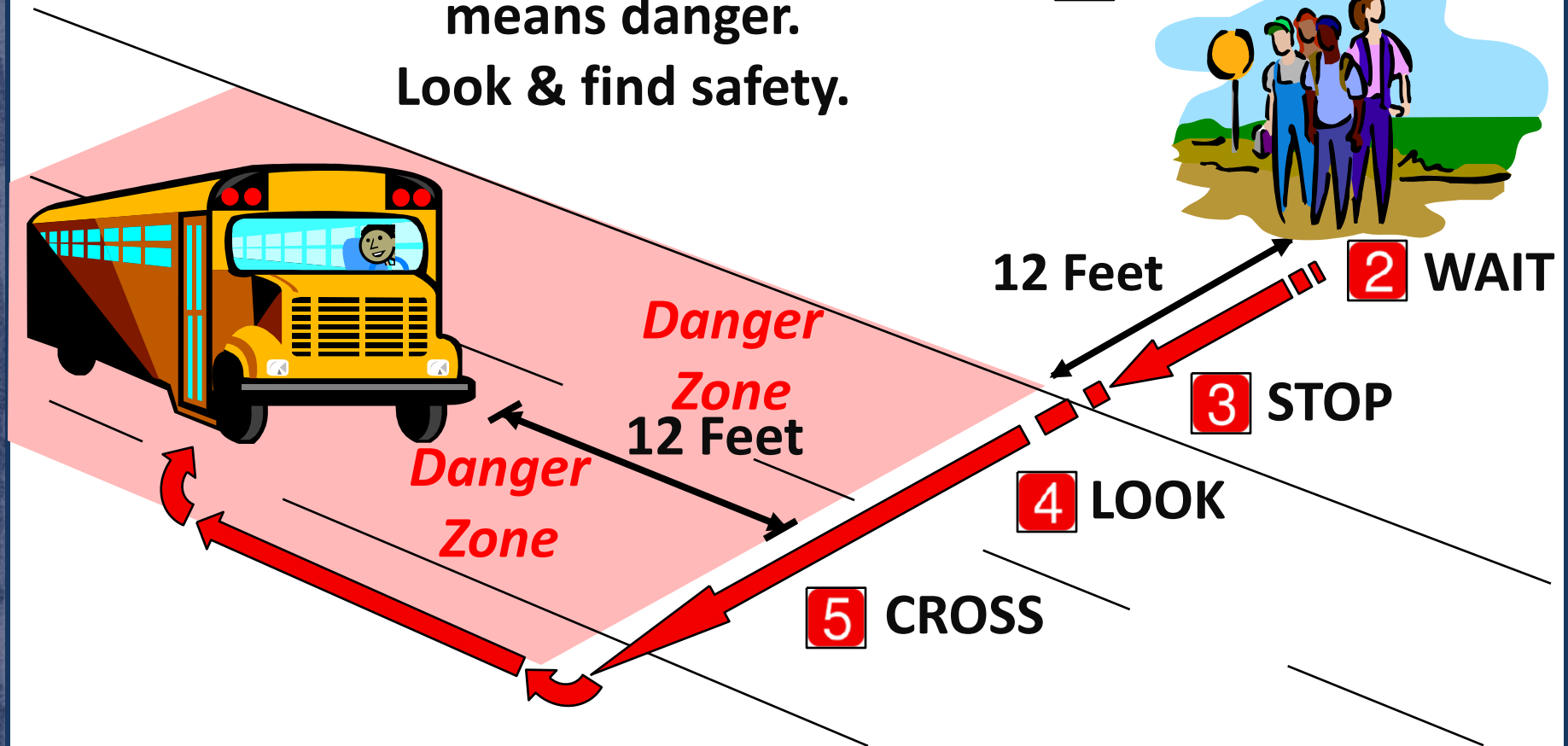
**2** WAIT



**3**

# Loading from Across Road

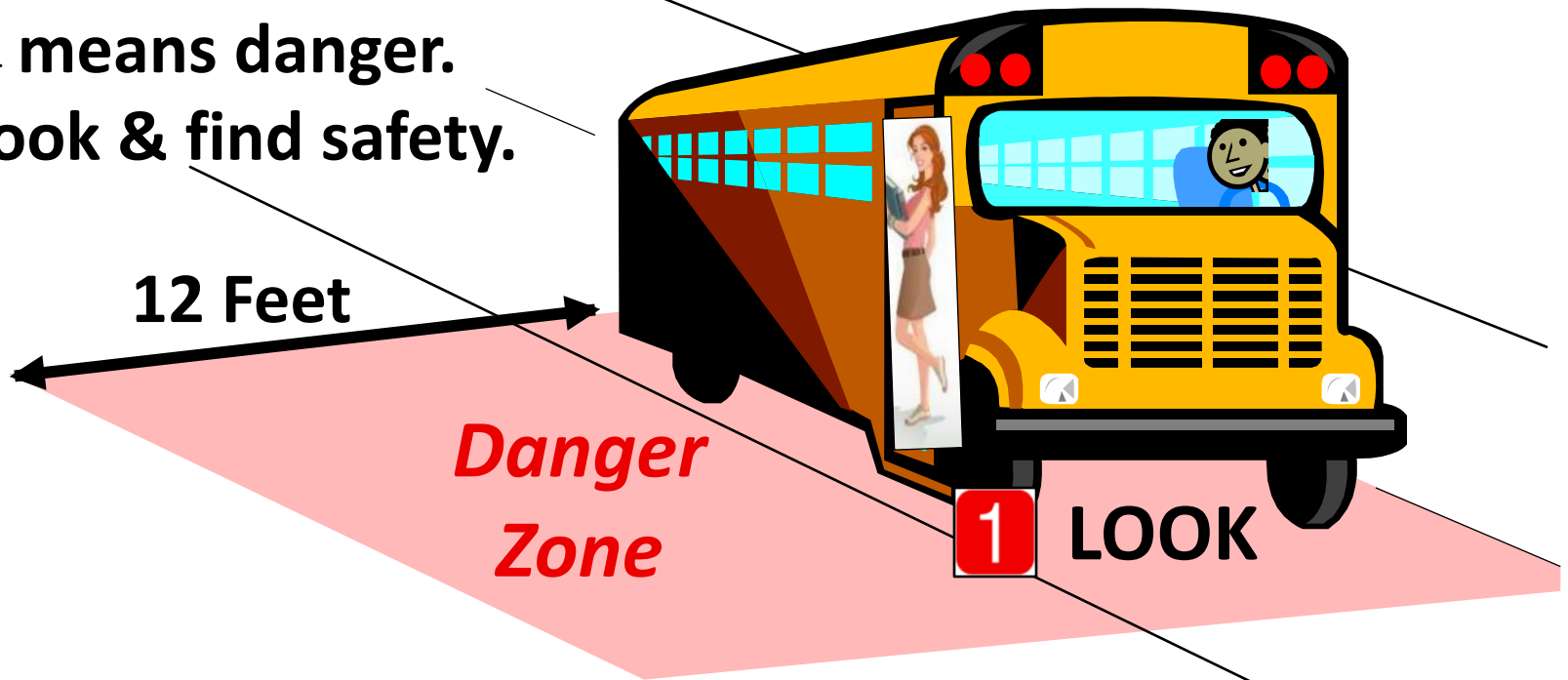
A blowing bus horn  
means danger.  
Look & find safety.



# Segment 2

# Unloading to Door Side

A blowing bus horn  
means danger.  
Look & find safety.

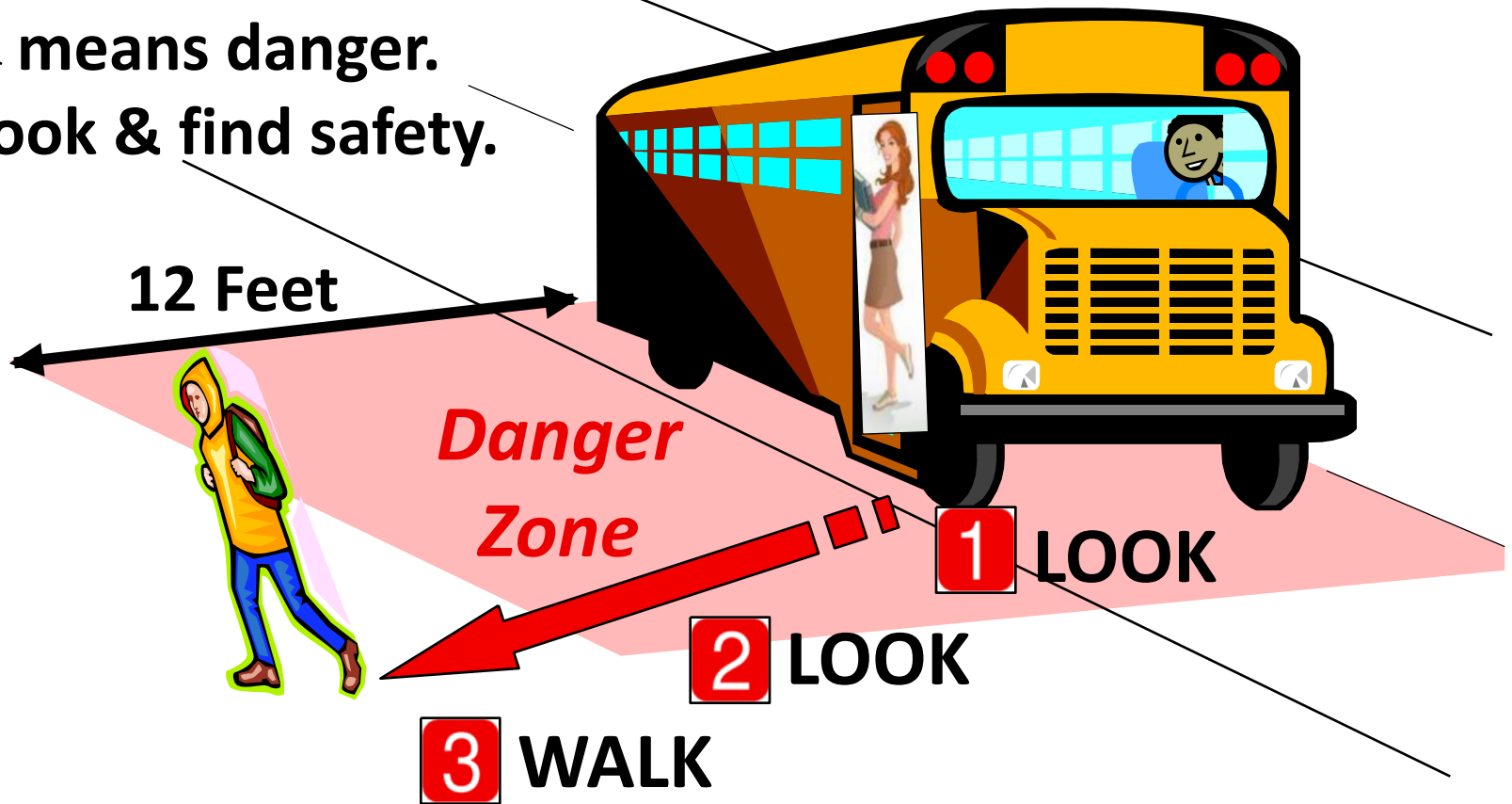


# Student Responsibility - Look Before Exiting



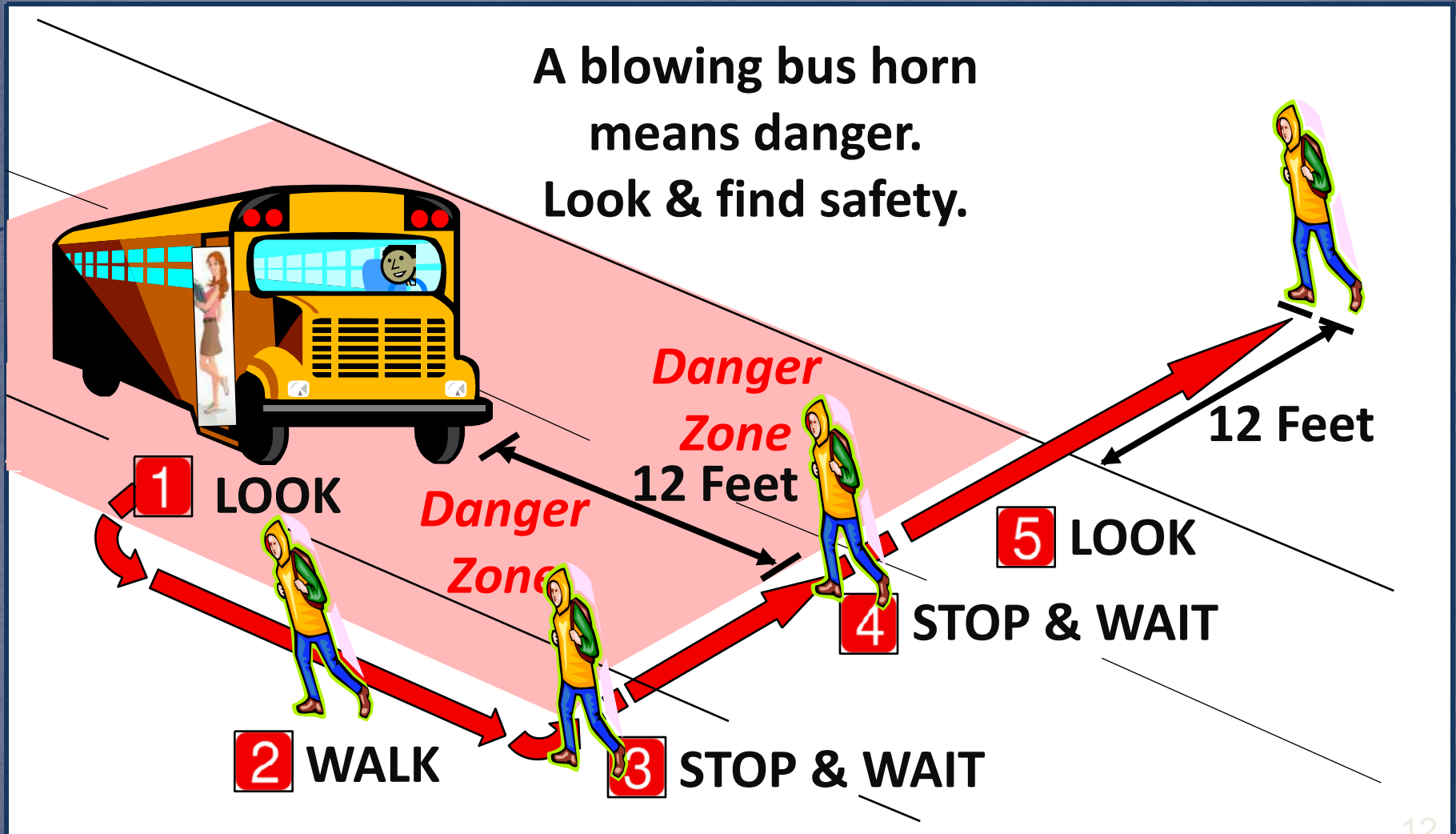
# Unloading to Door Side

A blowing bus horn  
means danger.  
Look & find safety.



# Unloading to Across the Road

A blowing bus horn  
means danger.  
Look & find safety.



# Unloading at School

- **Important behaviors** when unloading at school:
  - Make sure no items get caught in handrail or door
  - Exit danger zone & get bus driver's attention
  - Something left behind on bus
    - Something dropped near bus



# More Unloading at School (1)

- Remain seated until bus is stopped and door is opened
- Do not push or shove, but wait your turn to get off
- Have all belongings inside book bag
- Use handrail for safety
- Walk (don't run) straight towards school
- Stay away from bus, in full view of driver



# More Unloading at School (2)

- Keep walking until out of danger zone, 12 feet away from bus
- Never run between parked cars and buses
- Walk directly inside school
- Do not wait for friends



# Loading at School

- **Important behaviors** when loading at school:
  - Have all belongings inside book bag before leaving classroom
  - Dropped items are a danger
    - Never chase a moving bus
  - Better to miss bus and be safe!



# More Loading at School (1)

- Walk slowly towards bus. Never run.
- Walk straight towards bus door
  - Be sure bus driver can see you
- Stay away from front and rear bus tires and board bus promptly
- Load in an orderly manner
- If you get on wrong bus by mistake, tell bus driver



# More Loading at School (2)

- Use handrail for safety
- Go directly to seat
- Never place head, arms or any object out of bus window



# Segment 3

# Riding Safely

- **Important behaviors** when riding the bus
  - Sit the safe way:
    - Facing forward
    - Back against seat
    - Bottom against seat bottom
    - Fully within the seat space
    - Remain absolutely quiet at railroad grade crossings



# More Riding Safely (1)

- Follow bus driver's directions the 1<sup>st</sup> time
- Always go directly to seat
- When on the bus, remain seated
- Always sit forwards with your back against the seat
- Tell bus driver if someone is picking on you
- Keep aisles and exits clear at all times



# More Riding Safely (2)

- Respect others and their property
- Be quiet enough to not distract driver
- Don't eat, drink, or chew gum on bus
- Don't throw any objects
- Don't stick any body part out of bus window
- Don't bring or use tobacco, drugs, or weapons on bus



# More Riding Safely (3)

- Don't bring animals or glass objects on bus
- Don't use obscene gestures and/or language
- Don't use cell phones on bus or when exiting
- Never use electronic device or wear headphones/ear buds when exiting
- Only get off of bus at your stop
- Keep bus clean



# Emergency Evacuation

- When might you evacuate?
  - Accident
  - Fire
  - Emergency where you need to leave bus quickly
- There are 3 ways to evacuate the bus
- Front door
  - Rear door
  - Front and rear door



# More Emergency Evacuation (1)

- Buses also have
  - Roof hatches
  - Emergency windows
- In all types of evacuation:
  - Listen to bus driver's instructions
  - Remain calm
  - Remain quiet
  - Stay seated until it is your turn to leave
  - Unload letting seats take turns



# More Emergency Evacuation (2)

- In all types of evacuation (Continued):
  - Leave books, lunch boxes, and other belongings on bus
  - Walk as you leave the bus. Do not run.
  - Go 100 feet (3 bus lengths) away from bus
  - Remain in an orderly group
  - Wait for further instruction from bus driver or student helper



# Were You Paying Attention?

- How far should you wait off the road at your school bus stop?
  - **12 feet**
- If you need to cross the road to get on the bus, where should you be standing when the driver gives the signal to cross?
  - **Still standing 12 feet away from road**
- For students crossing to board in AM, where must you stop and look?
  - **At the edge of the road**

# Were You Paying Attention?

- When unloading in PM, what must you do before stepping off the bus?
  - **Look for moving cars on the right side**
- If you need to cross in the PM, where do you stop & wait for the driver to signal?
  - **End of crossing gate**
  - **Center of road**

# Were You Paying Attention?

- When you exit in the PM, how far should you go off the road before stopping?
- **12 feet**
  - Why is it important for items to be in book bag before boarding in AM or PM ?
- **Dropped items are a danger**
  - What should a you do if you drop something near the bus or leave something on the bus?
- **Get out of the danger zone**
  - **Get driver's attention & wait for instruction**

# Acknowledgements

The Georgia Department of Education  
Pupil Transportation Division  
Curriculum and Instruction Division

Georgia's School Bus Drivers for providing  
safe, efficient and reliable transportation  
for Georgia's students