

Elementary Gifted Independent Study

Gifted Teacher: Kimberly Beserock

Contact: Kimberly.beserock@sumter.k12.fl.us or Remind

**Please contact me if you have any questions about the gifted
assignment! Have fun with it! ☺**

Hello, students!

This packet includes a step by step guide to your independent study! Make sure to read over the rubric to make sure that you include everything! I marked off the different types of research tools on the Rubric for this assignment. I can't wait to see your finished project! You can send it to me in an email or send it back to the school.

If you have any questions, you can always email me! **To get to your email, go to the district website and log in with your student number and password that you log into the computers.** <https://www.sumter.k12.fl.us/domain/47>

Don't forget! You can also access SWAY, powerpoint, and Word Documents from your email.

Independent Study steps:

1. Choose a topic and create a question to research.
2. Research your topic and record your information on the reference sheet provided.
3. Create one of the following: presentation, collage, song, skit, poster, trifold, book/magazine, video, blog, other.

Sample Topics for Independent Study:

Books	Cooking/baking
Crafts	Sports
Building	Weaving
Writing	Dancing
Painting	Sculpture
Programming	Instruments
Video games	

Sample Questions for Independent Study:

- Why do humans blink?
- What are different items that can be recycled?
- How is a president elected?
- How can you make delicious pumpkin bread?
- What are some different painting techniques?

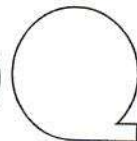
PASSION PROJECT

Name: _____

1 Question

2 Research

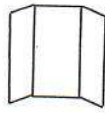
Circle what tools you will use to research.



Books Magazines Newspapers Documents Reference Photos Videos Interview Computer

3 Create

Circle what you are going to create.



Book/Magazine

Skit

Trifold

Poster

Song

Collage

Presentation



Model



Video



OTHER

Explain what you want to create:

WHAT MATERIALS DO I NEED TO CREATE THIS?



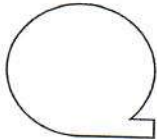
[] TEACHER APPROVED



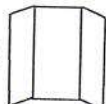
[] WE NEED TO DISCUSS YOUR IDEA

4 Share

Circle how you would like to share your Genius Hour Project!



In front of the whole class.



Put on display.



Record video



Blog



Other

EXPLAIN HOW YOU WANT TO SHARE YOUR PASSION PROJECT:

I found this information using:



Books



Pictures



Documents



Videos



Speech



Newspaper



Reference



Computer



Magazine



Search Engine

I found this information using:



Books



Pictures



Documents



Videos



Speech



Newspaper



Reference



Computer



Magazine



Search Engine

I found this information using:



Books



Pictures



Documents



Videos



Speech



Newspaper



Reference



Computer



Magazine



Search Engine

I found this information using:



Books



Pictures



Documents



Videos



Speech



Newspaper



Reference



Computer



Magazine



Search Engine

PASSION PROJECT RUBRIC

Name: _____

3

2

1

I asked a question that I was curious or passionate about.	I asked a question that I was somewhat curious about.	I asked a question that I was not curious about.
I showed interest in the topic for the whole project and stayed motivated.	At times I was not as interested or motivated by this topic.	I was not interested or motivated when working.
I used many types of tools for research. (4 or more).	I used 2-3 types of tools for research.	I used only one type of tool for research.
I kept my research organized.	I had some difficulty staying organized	I was not organized during this project.
I listed all the materials I needed.	I listed some materials I needed, but needed more.	I did not list the materials I needed. I was prompted by my teacher to do so.
My project answered my question and gave many details to support the answer.	My project answered my question, but only gave a few details to support my answer.	My project answered my question and did not have any details.
I clearly communicated my project and ideas for my presentation.	I communicated some parts of my presentation clearly, but not all.	I did not communicate my project clearly.
I reflected on my passion project by writing a reflection.	I did a little reflection on my passion project, but did not complete all of the reflection.	I did not reflect on my passion project. I did not write a reflection.

PASSION PROJECT REFLECTION

Name _____ Date: _____

What part of your project are you most proud of?



What was the most challenging part of your project?



What surprised you the most when researching?

