

May 11-15

**It's Week 8 and the last official week of Remote Learning instruction!**  
**Next week is open for students to make up missed assignments before the semester comes to an end.**

Below you will find the lessons to work on with your child this week. **We have taken into consideration the work in the packets distributed by the County when planning for this week.** If you were unable to pick up a County Packet please use this link to find it online:  
<https://sites.google.com/henry.k12.ga.us/henryremotelearning/student-parent-resources>

As always, work at your own pace and enjoy this time with your child. Thank you for making the best of a difficult situation and helping your child maintain what we've worked on this year! If you have any questions please feel free to contact me via email or Remind.

**Monday, May 11 / Day 23 of the County packet**

**\*Packet- Day 23\***

**Phonics:**


<https://www.starfall.com/h/ltr-sv-u/gus-the-duck/?sn=ltr-classic>


<https://www.starfall.com/h/ltr-lv-u/maw-u-e/?sn=ltr-classic>


[https://www.youtube.com/watch?v=FUbswTV\\_D64](https://www.youtube.com/watch?v=FUbswTV_D64)


**Day 21- Skills Practice p. 208**

Name \_\_\_\_\_ Date \_\_\_\_\_

1. We drink from \_\_\_\_\_   
cups clips

2. Baby bears are called \_\_\_\_\_   
cubs cud

3. I have three ice \_\_\_\_\_   
rubs cubes

4. The radio plays \_\_\_\_\_   
music muse

Directions: Listen as I read each sentence. Look at the picture. Blend and read each word. Circle the best word to fill the blank and then write the word on the line.

208 UNIT 12 • Lesson 1 • Day 5 Phonics • Skills Practice













**\*Packet- Day 23\***

**Reading:**

<https://www.youtube.com/watch?v=8nsJgBr-lzs>

How do you get ready to go on vacation?

**Day 23- Going On a Trip; Punctuation**

<p> <b>Reading, sequencing and writing</b> Kindergarten Reading Comprehension Worksheet</p> <p>Read the story:</p> <p><b>Going on a Trip</b></p> <p>First we pack our bags. Next we load the car with our bags and goodies. Then we get in the car and get ready to go. While driving on our trip, we share goodies on the ride. When we get to our hotel, we unload the car. Then we relax and have fun.</p>  <p>Write the steps to go on a trip in order:</p> <ol style="list-style-type: none"><li>1. _____</li><li>2. _____</li><li>3. _____</li><li>4. _____</li><li>5. _____</li><li>6. _____</li></ol> <p><small>Online reading &amp; math for K-5 <a href="http://www.k5learning.com">www.k5learning.com</a></small></p>	<p> <b>Punctuation</b> Kindergarten Writing Worksheet</p> <p><i>Cut out the sentence boxes. Place the sentences in the correct punctuation columns.</i></p> <table border="1"><tr><td data-bbox="876 577 1039 924"></td><td data-bbox="1047 577 1209 924"></td><td data-bbox="1218 577 1380 924"></td></tr><tr><td data-bbox="876 945 1039 1029">Where is mom__</td><td data-bbox="1047 945 1209 1029">What did you do__</td><td data-bbox="1218 945 1380 1029">I like bananas__</td></tr><tr><td data-bbox="876 1039 1039 1123">How clever of you__</td><td data-bbox="1047 1039 1209 1123">We walk to school__</td><td data-bbox="1218 1039 1380 1123">We won__</td></tr></table> <p><small>Online reading &amp; math for K-5 <a href="http://www.k5learning.com">www.k5learning.com</a></small></p>				Where is mom__	What did you do__	I like bananas__	How clever of you__	We walk to school__	We won__
										
Where is mom__	What did you do__	I like bananas__								
How clever of you__	We walk to school__	We won__								

**Sight word practice:**

[https://www.youtube.com/watch?v=-qlxhNe5\\_S0&t=20s](https://www.youtube.com/watch?v=-qlxhNe5_S0&t=20s)

<https://www.youtube.com/watch?v=4O5aHNnQLgE>

**Review sight words by playing games:**

<https://www.turtlediary.com/game/make-pairs-of-sight-words.html>

<https://www.education.com/games/sight-words/>

**\*Packet- Day 19\***

**Writing/ Social Studies:**

<https://www.youtube.com/watch?v=SGdg6cf2TpE>

Memorial Day is Monday, May 25 this year. What did you learn about Memorial Day?

**Day 23- All About Memorial Day**

Name: \_\_\_\_\_ Date: \_\_\_\_\_

### All About Memorial Day

Memorial Day is on \_\_\_\_\_.

Memorial Day used to be called \_\_\_\_\_.

We celebrate it because \_\_\_\_\_.

List two things you may do to celebrate Memorial Day

1. \_\_\_\_\_

2. \_\_\_\_\_

Tuesday, May 12/ Day 24 of the County packet

**\*Packet- Day 24\***


**Math:** Watch the Pete the Cat video: <https://www.youtube.com/watch?v=d74tlWKn1Vk>

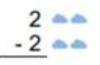
Solve these math problems to go with the story:  $10 - \underline{\quad} = 8$ ,  $10 - \underline{\quad} = 6$ ,  $10 - \underline{\quad} = 4$ ,  $10 - \underline{\quad} = 0$


**Day 24 Subtracting Objects Up to 10; Act Out Subtraction Problems Within 10**


**Subtracting objects up to 10**  
Kindergarten Subtraction Worksheet


Circle the objects being taken away. How many are left?


1. 
$$\begin{array}{r} 7 \\ - 4 \\ \hline 3 \end{array}$$
 


2. 
$$\begin{array}{r} 2 \\ - 2 \\ \hline \end{array}$$
 


3. 
$$\begin{array}{r} 5 \\ - 4 \\ \hline \end{array}$$
 

4. 
$$\begin{array}{r} 3 \\ - 1 \\ \hline \end{array}$$
 

5. 
$$\begin{array}{r} 9 \\ - 1 \\ \hline \end{array}$$
 

6. 
$$\begin{array}{r} 4 \\ - 3 \\ \hline \end{array}$$
 

7. 
$$\begin{array}{r} 7 \\ - 4 \\ \hline \end{array}$$
 


8. 
$$\begin{array}{r} 5 \\ - 0 \\ \hline \end{array}$$
 


Page 4 of 14


LESSON 11.2  
More Practice/  
Homework

NAME \_\_\_\_\_

**Act Out Subtraction Problems Within 10**

1.  $\underline{\quad} - \underline{\quad} = \underline{\quad}$  

2.  $\underline{\quad} - \underline{\quad} = \underline{\quad}$  

3.  $\underline{\quad} - \underline{\quad} = \underline{\quad}$  



4. Listen to the subtraction word problem. Act out and draw a quick picture to represent the problem. Write the equation to model the problem. There are nine deer in the field. Four of the deer leave. How many deer are in the field now?

5. Act out and tell a subtraction word problem to match the picture. Write the equation to model the problem.

6. Listen to the subtraction word problem. How can you act out and draw quick pictures to represent the problem? Write the equation to model the problem. Ten acorns are on the ground. A squirrel takes five of the acorns. How many acorns are on the ground now?

Module 11 • Lesson 2 Page 5 of 14

**Test Prep**


1.  


$6 - 2 = 4$     $8 - 2 = 6$     $9 - 3 = 6$

2.  $\underline{\quad} - \underline{\quad} = \underline{\quad}$

**Spiral Review**

1. 

2. 

3. Listen to the subtraction word problem. Mark under the equation that models the problem. There are eight leaves on the ground. Mauro picks up two of the leaves. How many leaves are on the ground now?

4. Listen to the subtraction word problem. Draw a quick picture to represent the problem. Write the equation to model the problem. There are seven birds on a wire. Six of the birds fly away. How many birds are still on the wire?

5. Count the stars in each group. Circle the group that has eight stars.

Page 6 of 14

**\*Packet- Day 24\***

**Science:**

Listen to this *fiction* story about seeds: <https://www.youtube.com/watch?v=ls6wTeT2cKA>

Listen to this *non fiction* story about seeds:

<https://www.youtube.com/watch?v=tkFPyue5X3Q&t=83s>

**Day 24 Choice Board and Scavenger Hunt**

<div style="background-color: #4a4a8a; color: white; padding: 5px; text-align: center; font-weight: bold;">Kindergarten Science</div> <p style="text-align: right;">Name _____</p> <p><b>Directions:</b> Choose and complete one task per day on Day 22, Day 24, Day 26, Day 28, and Day 30.</p> <table border="1" style="width: 100%; border-collapse: collapse; margin-top: 10px;"> <tr> <td style="width: 33%; padding: 5px; vertical-align: top;"> <p>With a family member, take turns acting out and guessing different animals in a game of charades. What features helped you identify the animal? Were some more difficult to identify than others? If so, why?</p> </td> <td style="width: 33%; padding: 5px; vertical-align: top; text-align: center;"> <p>Complete 6 squares of the scavenger hunt.</p> </td> <td style="width: 33%; padding: 5px; vertical-align: top;"> <p>With a family member, walk around your yard or look in books or magazines to make a list of the animals you see. Describe how the baby animals and parents look alike and different.</p> </td> </tr> <tr> <td style="padding: 5px; vertical-align: top;"> <p>With a family member, walk around your yard or look in books or magazines for pictures of 4-5 plants. Draw the plants and group them plants according to their features.</p> </td> <td style="padding: 5px; vertical-align: top; text-align: center;"> <p>Complete 6 squares of the scavenger hunt.</p> </td> <td style="padding: 5px; vertical-align: top;"> <p>With a family member, walk around your yard or look in books or magazines for pictures of 4-5 animals. Draw the animals and group them according to their features.</p> </td> </tr> </table> <div style="text-align: right; margin-top: 20px;"> </div>	<p>With a family member, take turns acting out and guessing different animals in a game of charades. What features helped you identify the animal? Were some more difficult to identify than others? If so, why?</p>	<p>Complete 6 squares of the scavenger hunt.</p>	<p>With a family member, walk around your yard or look in books or magazines to make a list of the animals you see. Describe how the baby animals and parents look alike and different.</p>	<p>With a family member, walk around your yard or look in books or magazines for pictures of 4-5 plants. Draw the plants and group them plants according to their features.</p>	<p>Complete 6 squares of the scavenger hunt.</p>	<p>With a family member, walk around your yard or look in books or magazines for pictures of 4-5 animals. Draw the animals and group them according to their features.</p>	<div style="display: flex; justify-content: space-between; align-items: center;"> <div> <p><b>Kindergarten Science Scavenger Hunt</b></p> <p><small>This activity will provide a review of the Kindergarten Science Georgia Standards of Excellence. You may write what you see, check it off, or draw it on a separate piece of paper. Look for items inside and outside. Don't forget to write down your source!</small></p> </div> </div> <table border="1" style="width: 100%; border-collapse: collapse; margin-top: 10px;"> <tr> <td style="width: 33%; padding: 5px; vertical-align: top;"> <p>What provides light in the day?</p> </td> <td style="width: 33%; padding: 5px; vertical-align: top;"> <p>What provides light in the night?</p> </td> <td style="width: 33%; padding: 5px; vertical-align: top;"> <p>Find three different rocks.</p> </td> </tr> <tr> <td style="padding: 5px; vertical-align: top;"> <p>Identify a water source for an animal.</p> </td> <td style="padding: 5px; vertical-align: top;"> <p>Find two soils that look different.</p> </td> <td style="padding: 5px; vertical-align: top;"> <p>Find two pieces of plastic.</p> </td> </tr> <tr> <td style="padding: 5px; vertical-align: top;"> <p>Find two pieces of wood.</p> </td> <td style="padding: 5px; vertical-align: top;"> <p>Find a bug or insect.</p> </td> <td style="padding: 5px; vertical-align: top;"> <p>Find a tree.</p> </td> </tr> <tr> <td style="padding: 5px; vertical-align: top;"> <p>Find three different buttons.</p> </td> <td style="padding: 5px; vertical-align: top;"> <p>Find a ball (to drop, toss, push or pull).</p> </td> <td style="padding: 5px; vertical-align: top;"> <p>Find a fruit.</p> </td> </tr> </table> <div style="text-align: center; margin-top: 20px; font-size: small;"> <p>Adapted from GYSTC Kindergarten Science Scavenger Hunt 2020</p> </div>	<p>What provides light in the day?</p>	<p>What provides light in the night?</p>	<p>Find three different rocks.</p>	<p>Identify a water source for an animal.</p>	<p>Find two soils that look different.</p>	<p>Find two pieces of plastic.</p>	<p>Find two pieces of wood.</p>	<p>Find a bug or insect.</p>	<p>Find a tree.</p>	<p>Find three different buttons.</p>	<p>Find a ball (to drop, toss, push or pull).</p>	<p>Find a fruit.</p>
<p>With a family member, take turns acting out and guessing different animals in a game of charades. What features helped you identify the animal? Were some more difficult to identify than others? If so, why?</p>	<p>Complete 6 squares of the scavenger hunt.</p>	<p>With a family member, walk around your yard or look in books or magazines to make a list of the animals you see. Describe how the baby animals and parents look alike and different.</p>																	
<p>With a family member, walk around your yard or look in books or magazines for pictures of 4-5 plants. Draw the plants and group them plants according to their features.</p>	<p>Complete 6 squares of the scavenger hunt.</p>	<p>With a family member, walk around your yard or look in books or magazines for pictures of 4-5 animals. Draw the animals and group them according to their features.</p>																	
<p>What provides light in the day?</p>	<p>What provides light in the night?</p>	<p>Find three different rocks.</p>																	
<p>Identify a water source for an animal.</p>	<p>Find two soils that look different.</p>	<p>Find two pieces of plastic.</p>																	
<p>Find two pieces of wood.</p>	<p>Find a bug or insect.</p>	<p>Find a tree.</p>																	
<p>Find three different buttons.</p>	<p>Find a ball (to drop, toss, push or pull).</p>	<p>Find a fruit.</p>																	

**Wednesday, May 13/ Day 25 of the County packet**

**\*Packet- Day 25\***


**Phonics:**


<https://www.starfall.com/h/word-machines/?mg=k>


<https://www.starfall.com/h/holiday/gardenshop/?sn=ltr-classic>


**Day 25- Skills Practice p. 211**

Name \_\_\_\_\_ Date \_\_\_\_\_

1. The car needs more \_\_\_\_\_  
has gas 

2. Please \_\_\_\_\_ more bread.  
get got 

3. I \_\_\_\_\_ out the window.  
page gaze 

4. She can \_\_\_\_\_ the shovel.  
regret regrip 

Copyright © McGraw-Hill Education. Permission is granted to reproduce this page for classroom use.

Directions: Listen as I read each sentence. Look at the picture. Blend and read each word. Circle the best word to fill the blank and then write the word on the line.

**Skills Practice • Phonics** UNIT 12 • Lesson 2 • Day 3 **211**

**\*Packet- Day 25\***

**Reading:**

<https://www.youtube.com/watch?v=XV6uXOtUAQA>

**Day 25- A Birthday Party**

### A Birthday Party

Lisa went to a birthday party on Saturday. There were many girls there. They played a lot of great games at the party. Then they had dessert. All of the girls got balloons as party favors. Lisa loved her red balloon.

**Questions:**

Circle the correct answers:

1. Lisa went to a ( *slumber* / *birthday* ) party on Saturday.
2. There were many ( *girls* / *boys* ) there.
3. They played a lot of great ( *movies* / *games* ) at the party.
4. Then they had ( *dessert* / *lunch* ).
5. All of the girls got ( *balls* / *balloons* ) as party favors.

Sight word practice:Review<https://www.youtube.com/watch?v=hyDIPjuUEKw><https://www.youtube.com/watch?v=OWN-tonJikQ>

Review sight words with these games:

<https://www.education.com/games/sight-words/><https://www.roomrecess.com/mobile/SightWordSmash/play.html>**\*Packet- Day 25\*****Writing:**

What did you enjoy most about being in Kindergarten? Think about all of the different things you did each day~ reading groups; math groups; science; social studies; lunch; Specials- art, music, PE, Leader Lab, and Library; recess... and the friends in your class. Write at least 3 sentences about what you will remember most about your Kindergarten year!

**\*Packet- Day 25\*****Social Studies:**Fourth of July non-fiction: <https://www.youtube.com/watch?v=32jRXh4BCC4>Fourth of July fiction: <https://www.youtube.com/watch?v=VzMp4wjAqTo>**Day 25\_ Tell Fact from Fiction; Match American Symbols**

Name \_\_\_\_\_

HMH KIDS DISCOVER  
Skills

## Tell Fact from Fiction

### Why It Matters

Telling fact from fiction helps us understand what is real and what is not real.

### What You Need to Know

Some stories are real and some are make-believe. The pictures in a story can help you tell if it is real or make-believe.



### Practice the Skill

Find a book. Tell a partner if it is fact or fiction and why.

Which book is fact? Which book is fiction?

© Houghton Mifflin Harcourt Publishing Company. All rights reserved.

Critical Thinking Skills


Name: \_\_\_\_\_ Date: \_\_\_\_\_

### Match the American Symbols

Match the picture with the correct symbol.



Statue of  
Liberty



Liberty Bell



bald eagle



American flag

StudiesWeekly

Thursday, May 14/ Day 26 of the county packet

**\*Packet- Day 26\***

**Math:**

**Day 26\_ Adding Objects Up to 10; Solve Add To Problems Within 10**



Adding objects up to 10

Kindergarten Addition Worksheet

Write the answer.

1. 
$$\begin{array}{r} 1 \text{ 🦋} \\ + 4 \text{ 🦋🦋🦋🦋} \\ \hline \end{array}$$

2. 
$$\begin{array}{r} 2 \text{ 🚩🚩} \\ + 0 \\ \hline \end{array}$$

3. 
$$\begin{array}{r} 3 \text{ 🍕🍕🍕} \\ + 2 \text{ 🍕🍕} \\ \hline \end{array}$$

4. 
$$\begin{array}{r} 4 \text{ 🌱🌱🌱🌱} \\ + 1 \text{ 🌱} \\ \hline \end{array}$$

5. 
$$\begin{array}{r} 3 \text{ 🍃🍃🍃} \\ + 0 \\ \hline \end{array}$$

6. 
$$\begin{array}{r} 3 \text{ 🐛🐛🐛} \\ + 3 \text{ 🐛🐛🐛} \\ \hline \end{array}$$

7. 
$$\begin{array}{r} 2 \text{ 🍌🍌} \\ + 8 \text{ 🍌🍌🍌🍌🍌🍌🍌🍌} \\ \hline \end{array}$$

8. 
$$\begin{array}{r} 5 \text{ ☀️☀️☀️☀️☀️} \\ + 4 \text{ ☀️☀️☀️☀️} \\ \hline \end{array}$$

Name \_\_\_\_\_

Solve Add To Problems Within 10



\_\_\_\_\_ ○ \_\_\_\_\_ ○ \_\_\_\_\_

2

\_\_\_\_\_ ○ \_\_\_\_\_ ○ \_\_\_\_\_

3



\_\_\_\_\_ ○ \_\_\_\_\_ ○ \_\_\_\_\_

- 1 Listen to the addition word problem. How can you use objects or drawings to represent and solve the problem? Write the equation to model how to add to a group. There are two rabbits in the field. Four more rabbits hop into the field. How many rabbits are in the field now?
- 2 Think of a group of balloons. How can more balloons be added to the group? Tell an addition word problem about adding to a group using numbers within 10. Draw to represent and solve the problem. Write the equation to model the problem.
- 3 Listen to the addition word problem. Write the equation to model the problem. Solve the problem. There are seven ladybugs in a group. Two more ladybugs join them. How many ladybugs are in the group now?

Test Prep

4



$6 + 2 = 8$

$5 + 3 = 8$

$4 + 2 = 6$

○

○

○

5



\_\_\_\_\_ ○ \_\_\_\_\_ ○ \_\_\_\_\_

Spiral Review

6

5	6			
---	---	--	--	--

- 1 Listen to the addition word problem. Mark under the addition equation that models the problem. There are six squirrels. Two more squirrels join them. How many squirrels are there now?
- 2 Listen to the addition word problem. Write the equation to model the problem. Solve the problem. There are four canoes in the pond. Then three kayaks are put in the pond. How many boats are in the pond now?
- 3 Write the numbers in counting order. Say the numbers.

Watch the read aloud and answer the math story problem:

<https://www.youtube.com/watch?v=gX2vQNNC80c&t=1s>

How many vegetables did they use to make their pizza? Draw your own picture and write a number sentence to go with your story problem.

**\*Packet- Day 26\***

**Science:**

<https://www.youtube.com/watch?v=dCm5CcQhU-c>

How do we classify animals?

What are mammals?

What are birds?

What are fish?

What are amphibians?

What are reptiles?

**Day 26\_Choice Board and Scavenger Hunt**

Kindergarten Science

Name \_\_\_\_\_

**Directions:** Choose and complete one task per day on Day 22, Day 24, Day 26, Day 28, and Day 30.

<p>With a family member, take turns acting out and guessing different animals in a game of charades. What features helped you identify the animal? Were some more difficult to identify than others? If so, why?</p>	<p>Complete 6 squares of the scavenger hunt.</p>	<p>With a family member, walk around your yard or look in books or magazines to make a list of the animals you see. Describe how the baby animals and parents look alike and different.</p>
<p>With a family member, walk around your yard or look in books or magazines for pictures of 4-5 plants. Draw the plants and group them plants according to their features.</p>	<p>Complete 6 squares of the scavenger hunt.</p>	<p>With a family member, walk around your yard or look in books or magazines for pictures of 4-5 animals. Draw the animals and group them according to their features.</p>

NEVER HENRY  
STOP LEARNING

**Kindergarten Science Scavenger Hunt**









This activity will provide a review of the Kindergarten Science Georgia Standards of Excellence. You may write what you see, check it off, or draw it on a separate piece of paper. Look for items inside and outside. Don't forget to write down your source!

What provides light in the day?	What provides light in the night?	Find three different rocks.
Identify a water source for an animal.	Find two soils that look different.	Find two pieces of plastic.
Find two pieces of wood.	Find a bug or insect.	Find a tree.
Find three different buttons.	Find a ball (to drop, toss, push or pull).	Find a fruit.

Adapted from GYSTC Kindergarten Science Scavenger Hunt 2020

**Friday, May 15**

It's Fun Friday! Please use this day to catch up on anything you were not able to finish during the week and/or do some of these fun activities!

 <h2>Create It</h2> <p>Choose an activity to complete each day. Color each space you complete.</p>	 <p>Create an alien or monster mask to wear.</p>  <p>Draw a picture with watercolor markers and place it out in the rain. Watch the colors bleed and mix.</p>	<p>Dye some interesting pasta different colors and string them together to make jewelry or glue them on a cardboard to make a picture. (Place pasta, food coloring and ¼ cup rubbing alcohol in a bag. Mix, let it sit and then dump it on tin foil to dry over night.)</p>	<p>Draw a chalk mural on the sidewalk.</p>  <p>Drive your cars through some paint and have them drive on paper after to make cool designs.</p>
<p>Make finger print pictures using a stamp pad and your finger prints.</p> 	<p>Draw a map of your house and yard. For added fun, make it a treasure map and have a pirate treasure hunt.</p> 	<p>Paint a fun picture or a message on a rock and hide it for someone to find.</p>	<p>Make up a funny story and preform it for your family.</p>
<p>Design a 3D model of the perfect playground using paper, boxes, pipe cleaners, craft sticks or whatever you can find.</p>	<p>Make a marble painting by placing a piece of paper on a cookie sheet, squirting paint in random places and then rolling a marble through the paint.</p>	 <p>Make up a super hero and create a comic book to go with it.</p>	<p>Design, make, and fly a kite!</p> 
<p>Get a mirror and look at your reflection to draw a self-portrait.</p>	<p>Make a sock puppet and put on a play.</p>	<p>Decorate Your Bedroom!</p>	<p>Learn how to make homemade water colors.</p>
<p>Tear up different colored paper and glue it to a paper to make a rainbow.</p>	<p>Use dress up clothes and make a photo booth. Use the pictures to make a book and story.</p>	<p>Use recycled materials like boxes, bottles, rubber bands and wire to make an instrument. Play a concert for your family.</p>	