

Happy Remote Learning Day(s)!

Below you will find lessons to work on with your child.

Please use this as a guide, but also take this time to elaborate and enjoy this time with your child. Get creative and make this a fun experience. We can't wait to return and see all the wonderful activities that were created and completed.

If you have any questions please feel free to contact me via email or Remind.

Monday, March 16

Phonics:

Unit 10, Lesson 1, Day 1 - see packet for worksheet pg. 174

Practice reading **Nat Ran**

Reading/Science:







Watch the video on living vs non-living: <https://www.youtube.com/watch?v=Gy60BqCnTG4>

Answer the following questions:

What are some living and non-living things - make a list or chart.

Examples of living and non-living things are:

ANSWER KEY

Living	Nonliving
	
	
	

Writing/Science:

Write 2 sentences about what you learned on the informational video on living and non-living things.

Math/Science:

After watching the living and non-living video have students create a word problem using the animals in the video: Ex: 2 cats and 4 birds are in the yard. How many animals are there altogether? Draw a picture to explain your math problem.

HMH into Math Workbook= pages 99-104

Tuesday, March 17




Phonics:
Unit 10, Lesson 1, Day 2 - see packet for worksheet pg. 175
Practice reading **Nat Ran**

Reading/Science:
Living vs Non-living read aloud: https://www.youtube.com/watch?v=_kINJn2jIYE

Tell about the story using a beginning middle and end organizer. (make it by taking a piece of paper and fold in 3 sections.)

Name _____

Title: _____

Beginning	Middle	End
		
_____	_____	_____
_____	_____	_____
_____	_____	_____
_____	_____	_____

Sight word practice:
Review sight words and complete some activities:
<https://sightwords.com/>

Writing/Science:
Add to your list/chart of things that are living and non-living- add illustrations or pics from magazines!

Math:
Using small items that you have around the house (ex. Legos, pennies, cheerios, beans) create a math problem with two of the items to write 5 math problems. Ex: I have 6 Legos and 4 pennies. $6 + 4 = 10$. Draw a picture to show your work.

Practice counting to 100 by 1's and 10's

HMH into Math Workbook= pages 105-108

Wednesday, March 18

Phonics:

Unit 10, Lesson 1, Day 3 - see packet for worksheet page 176

Practice reading **Nat Ran**

Reading:

Read a book with your parent! Talk about the characters, setting, and major events of the story.

Sight word practice: Review sight words and complete some activities:

<https://www.sightwordsgame.com/>

Writing/Science:

Living vs Non-living video: <https://www.youtube.com/watch?v=saL8acHZJ8Q>

Write a fact about living things from the video. Write a fact about non-living things from the video. Illustrate your sentences.

Math/Science:

Go outside and collect rocks. Come back inside and make ten frames to fill in with your rocks that you collected. Now count your rocks by tens and ones. Illustrate your collection.

HMH into Math Workbook= pages 109-114

Thursday, March 19

Phonics:

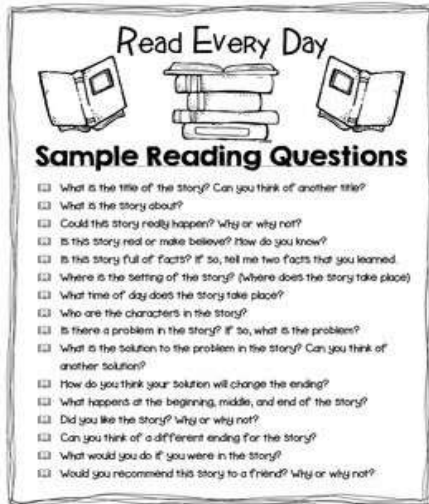
Unit 10, Lesson 1, Day 4 - see packet for worksheet pg. 177

Practice reading **Nat Ran**

Reading:

Choose a book from home. Read it with a parent.

Answer 2 questions on a separate sheet of paper using the **Read Every Day Sample Reading Questions**



Sight word practice:

Review sight words and complete some activities:

<https://sightwords.com/>

Writing:

Choose 5 sight words from the sight word list and write a sentence with each word.

you	all	what	down	then
did	look	was	they	she
girl	with	were	boy	when
for	her	said	out	little
but	up	that	yes	there

Math:

Visit the NCTM Illuminations website, click on Pre-K-2 and Number & Operations, and play some of the games!

NCTM Illuminations

<http://illuminations.nctm.org>

HMH into Math Workbook= pages 115-120

Friday, March 20

Phonics:

Unit 10, Lesson 1, Day 5 - see packet for worksheet pg. 177

Practice reading **Nat Ran**

Reading/Science:

Listen to the spring read aloud: <https://www.youtube.com/watch?v=9hPa3OqwIOA>

What do you like most about Spring? Make a list of things you like to do in the Spring!

Sight word practice:

Review sight words and complete some activities:

<https://www.sightwordsgame.com/>

Writing:

Write a spring story using the following spring words: rain, sun, flowers, butterfly, bees, bunny, Easter and illustrate your story.

Math:

Practice writing numbers to 100. Please make sure your numbers are written correctly. Go to coolmath4kids.com and play an addition game.

HMH into Math Workbook= pages 121-126