



A School to Home Connection

Resources to Use at Home
Practicing Reading

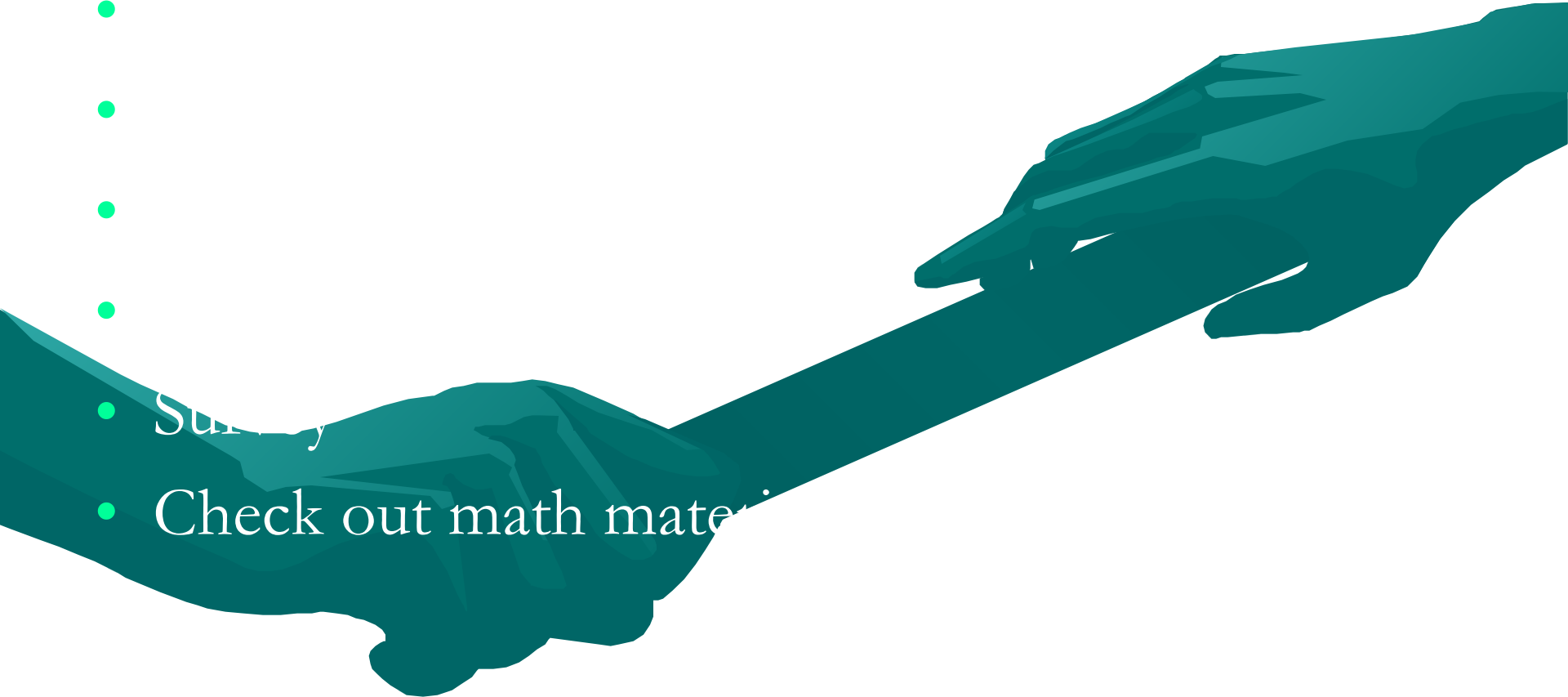
Agenda



Survey



Check out math materials



Research suggests:

- “The gains made endure through long-term follow-up, year after year.”

Paired Reading

- All children will have reading materials in their bag.
- All children will bring home books to read.
- All children will read books that are appropriate for their age.
- IF YOUR CHILD DOES NOT HAVE READING MATERIALS, PLEASE BRING THEM NOW!

Paired Reading cont.

1.

2.

3. Reading BY your child




How to do it.....

1.

2.

same time. Pace
s speed. Encourag
words.




Paired reading cont...

- Spend no more than 5 minutes on each book, being sure to read the book correctly while pointing to the words.

*Begin paired reading for 5 minutes
to 15 minutes.*

Midway has Many Languages

- 100% of child read
- 100% of child read



What if my child can't read a word?



Paired reading continued....



-

-

-

-

...- they ... to the we

taken from "Bringing"

Questioning



... “In your mind
...” make

... this reminder

Questioning continued...



...ence... "Why could continue
what do you think would
why?" ...
how are _____

what

how are _____

Read Naturally



...the fluent readers
...same short stories. It
...is a student reads in
...the student reads
...they read

Reading Fluency Goals

Quarter 1

70 WCPM

Quarter 2

75

Quarter 3

80 WCPM

Quarter 4

90 WCPM

3rd GRADE

Quarter 1

90

Quarter 2

100

Quarter 3

107

Quarter 4

120

Horned Toad - Level 3.0 Sequenced

File Edit Retest Help

Key Words

Prediction

Cold Timing

Read Along

Practice

Quiz

Retell

Ready to Pass



No animal has a neater trick for turning off an enemy than the horned toad. It can squirt blood out of its eyes up to six feet away. It only does this when it's frightened. If that isn't a turn-off, the enemy must be very hungry.

The horned toad is not really a toad at all. It's a lizard. Toads all live some of their lives in water. Lizards, like the horned toad, stay on land.

No matter what you may call it, the horned toad is a frightening-looking animal. It looks like a tiny monster. Its body is covered with scales. On its head are sharp points that look like horns. These slant back toward the horned toad's body. Many times a snake that eats a horned toad will die. The "horns" can cut through the snake's stomach and kill it. No wonder a wise snake will leave a horned toad alone.

Finished

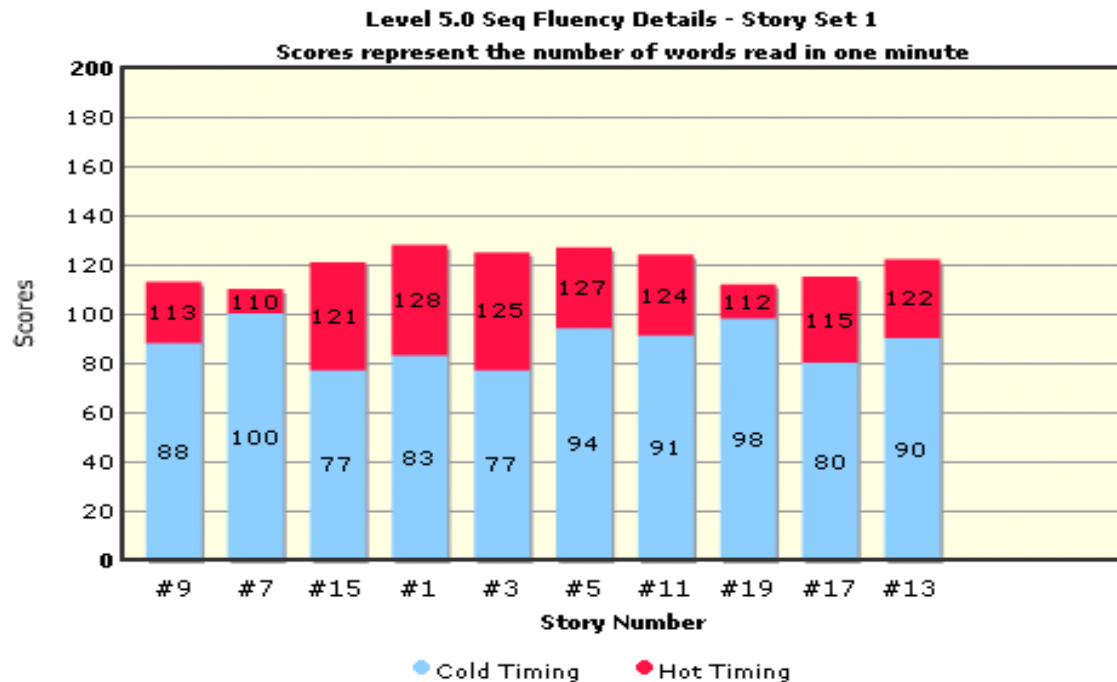


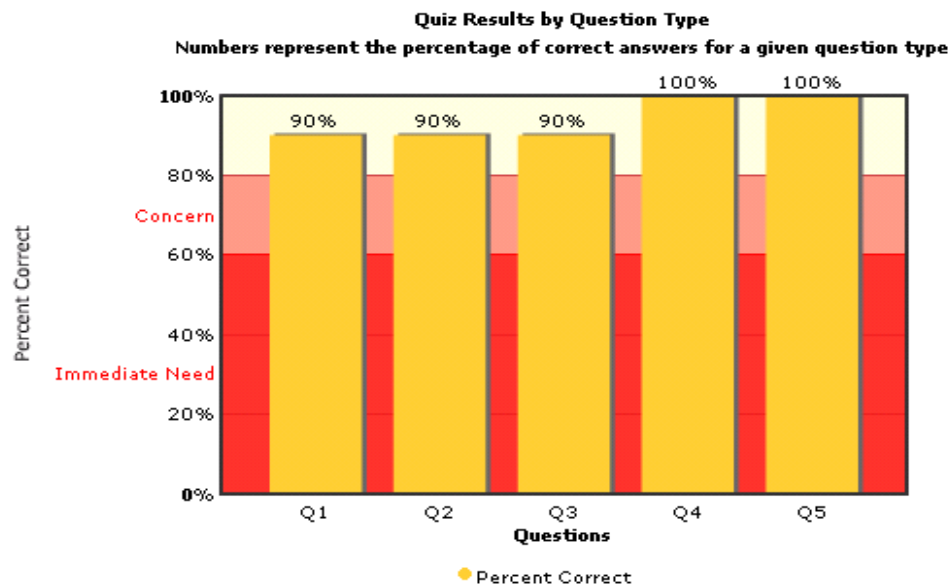
Quit

Next

Fluency At-A-Glance

Average of First 3 Stories:	Time Spent 0 hrs 45 min	Cold Timing 88	Hot Timing 115
Average of Last 3 Stories:	0 hrs 33 min	89	116






Key

- Q1 = Question 1 tests comprehension of the main story idea.
- Q2 = Question 2 tests student's ability to recall a fact from the story.
- Q3 = Question 3 asks students to determine the meaning of a vocabulary word.
- Q4 = Question 4 asks students make inferences from the story to draw a conclusion.
- Q5 = Question 5 asks students to combine information the authors provide with their own ideas.

If the student scores between 60% and 80% for any given question type, s/he may require extra support with that type of question. Scores falling below 60% suggest that immediate, direct intervention is required.



Ready, Set, Green!

Five stories inside

Dark Climb

An American Hero

Horses of the Sea

A Dangerous
Diamond?

Creepy
Medicine



One Minute ReaderTM

A motivating system to improve reading fluency at home

Survival Stories

One Minute Reader™
Level 5



You

Use this record sheet instead of writing in the *Survival Stories* book.

Trapped and Alone, page 3

words read

- errors

= score

Lost in the Snow, page 5

words read

- errors

= score

An Ocean Away, page 7

words read

- errors

= score

The Call of the Surf, page 9

words read

- errors

= score

Shipwrecked!, page 11

words read

- errors

= score

HERE'S HOW...



1. Get ready to read.

Pick any story. Read the title, look at the picture, and think about what you might learn by reading the story.



2. Time yourself reading.

Set the timer, and read the story out loud for one minute. If you don't know a word, underline it.



3. Mark your cold score in blue.

Get your cold score by subtracting the number of words you underlined from the number of words you read in a minute. Write your score on the blue line below the story. Then mark it in blue on the graph page.



4. Read along with the CD.

Read the story out loud with the CD three times or until you learn all the words.



5. Read alone, and raise your score.

Time yourself reading the story out loud, without the CD, for one minute. Time yourself several times, until you can read the story well. Write your scores on the green lines below the story, and watch your scores go up.



6. Take the Quick Quiz.

Circle the correct answers, and then turn to the Joke Jumble page. Copy your answers to the numbered lines. Answer the questions for all of the stories to solve the joke.



7. Read for an adult.

Read the story out loud while an adult times you for one minute and counts the words you don't know. Finish reading the story, and then talk about what you learned.



8. Mark your hot score in red.

Get your hot score by subtracting the number of words you didn't know from the number of words you read in a minute. Write your hot score on the red line below the story. Then mark it in red on the graph page.



COLD & HOT SCORES

200
190
180
170
160
150
140
130
120
110
100
90
80
70
60
50
40
30
20
10
0



Hot
Score

Story



Date

Dark Climb



In May of 2001, Erik Weißenmayer touched the top of the world. He climbed to the top of Mount Everest, the highest point on earth. Anyone would be proud of such a **feat**, but Erik's climb was **particularly impressive**. Erik **conquered** the world's highest and most challenging mountain without being able to see.

Erik was born with a **rare** disease. **Consequently**, he completely lost his vision when he was 13 years old.

Erik loved sports and was a **gifted** athlete. So Erik decided not to let his blindness get in his way. In high school, Erik **excelled** in wrestling. After high school, he took up mountain climbing. Before long, he was well known for climbing some of the world's most challenging **peaks**. At age 32, he decided to **face** Mount Everest.

Many people did not think Erik could make it. Ninety percent of sighted people who try to reach Everest's **summit** fail. Even members of Erik's climbing team had doubts.

Erik proved them wrong when he became the first blind man in history to stand at the top of Mount Everest. Today, the world sees Erik as a **model** of **determination** and strength. If you would like to learn more about Erik's climb, you can read his book titled *Touch the Top of the World*.

words read
 — errors
 = score

WOW!

COLD & HOT SCORES

150
145
140
135
130
125
120
115
110
105
100
95
90
85
80
75
70
65
60
55
50
45
40
35
30
25
20
15
10
5
0

sample
hot score
79

Hot
Score

79



Story



Florence Kelley



Henry Spira



Nelson Mandela



Ruby Bridges



Victoria
Woodhull

Date

9/24

Headsprout

Headsprout®

ADMINISTRATORS

TEACHERS

PARENTS

MY HEADSPROUT >


You Have **0**
Items in Your Cart



Creating Successful Readers!

Fun, online programs
teach early reading and
comprehension K-5

TRY HEADSPROUT >



Find out if Headsprout
is right for you...

Take the Reading Test >


Researched. Tested. **Guaranteed.™**

Headsprout wants every child to be a capable, confident reader! We have developed a patented, adaptive instructional process to ensure every child

Success Stories

"Closing the achievement gap in our

News & Awards

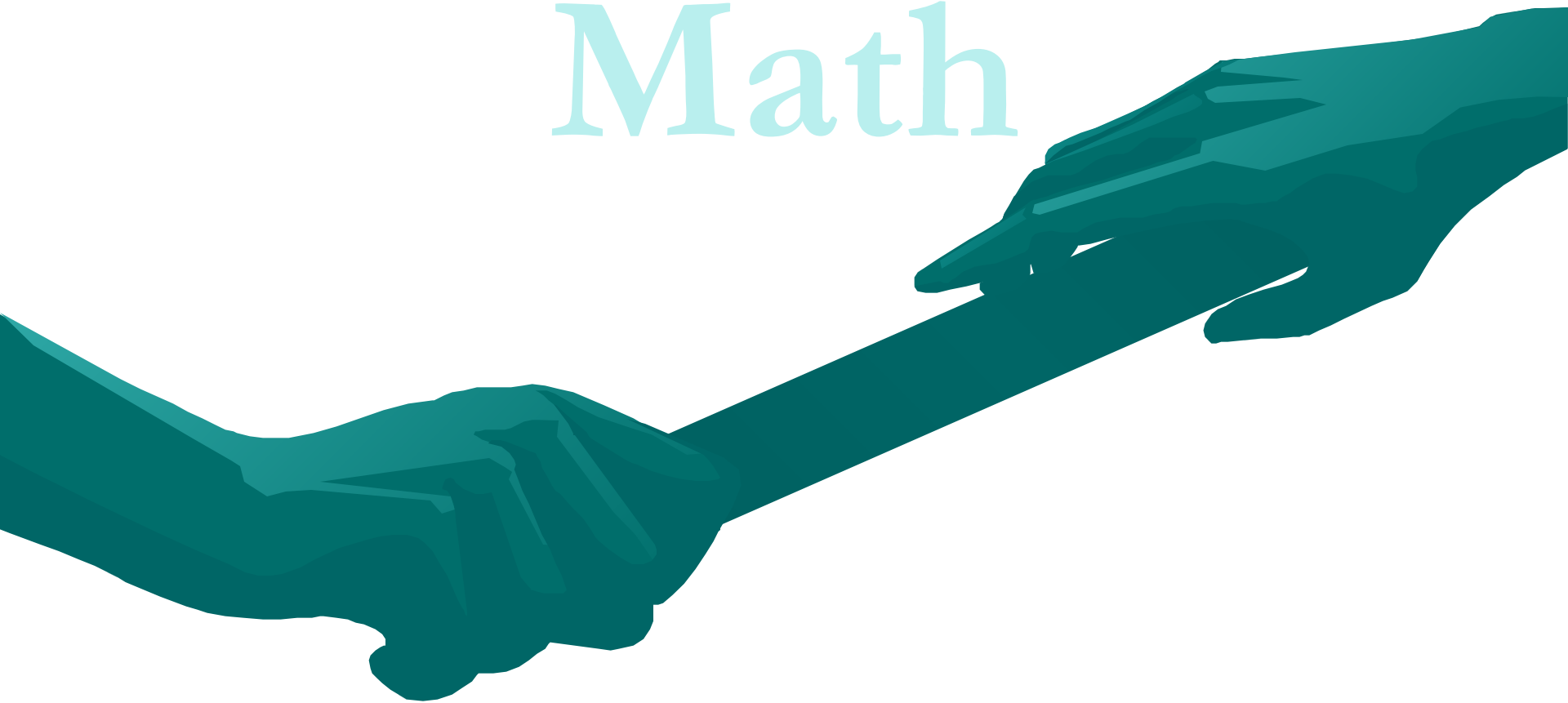
- 
- are reading.
- Students think about
- liberally teaches A

Headsprout at Home?



sted?

Math




Math is the other main area that Title 1 focuses on . Within math, one stumbling block for many students is their math facts fluency.



A student knows their math facts
when they can recall the answer
to a math problem automatically.

Example $6+7=$



Math Fact Fluency Goals

	Quarter 1	Quarter 2	Quarter 3	Quarter 4
Grade 1 M1N1	Not Assessed	Not Assessed	Uses strategies to solve addition facts to 10 with fluency. (Fluency is minutes.)	Knows single-digit addition facts to 18 and corresponding subtraction facts with fluency. (Fluency = 25 problems in 3 minutes.)
Grade 2 M2N2B	Solves 30 or more one-digit addition and subtraction facts to 18 in 3 minutes.	Solves 35 or more one-digit addition and subtraction facts to 18 in 3 minutes.	Solves 40 or more one-digit addition and subtraction facts to 18 in 3 minutes.	Solves 45 or more one-digit addition and subtraction facts in 3 minutes (sums to and differences from 18).
Grade 3 M3N3a	Not Assessed	Correctly solves at least 40 out of 50 multiplication facts in 3 minutes (0-10).	Correctly solves at least 45 out of 50 multiplication facts in 3 minutes (0-10).	Correctly solves at least 45 out of 50 multiplication facts in 3 minutes (0-10).


Learning Strategies...

- Once students can recall the fact plus 1.


to itself.

One fact plus 1.

Math Strategies cont.




Fishing for Addition




Multiplication Sequence

-
-
-
-
-
- You may have a different sequence of 12's.



Math cont....



This concept is difficult for me


Making Math Real



• Helping until ...

Games Kits....

Math Materials



ing

ency chart.

How Much Practice is Enough?

- -
 -
- math facts
minutes a day.
avoid boredom.




Measuring Progress



... or send
... your child's
... about v
progress, please contact us



Before we close tonight...



...and
come with your

Thank you so much for coming!

