

Here is the VPK plan through April 20th to help navigate through this distance learning experience.

Suggested Daily Schedule

- Structured Learning – Complete 1 lesson sheet per day (front and back / provided)
- Letter and Letter Sound Recognition – Choose 1 activity below per day
- Numbers/Colors/Shapes – Choose 1 activity below per day
- Oral Language and Vocabulary – Choose 1 activity below per day
- Social/Emotional Learning – Choose 1 activity below per day
- Digital Learning – (15 minutes) www.ABCmouse.com/redeem (Create an account and use school code is SCHOOL1686) or www.Istation.com to download Istation (User names and passwords were sent out individually thru Remind)

Work Packets

- The packets can be printed from our school webpage
- Paper copies of packets distributed Wednesday and Thursday 7:30am - 12:30pm.
- * Indicate new activities added for these two weeks



Letter and Letter Sound Recognition

- Use pipe cleaners to form letters by bending them. *
- Play I Spy using letters and sounds while reading a book. Say "I spy something that starts with the letter B. Remember what sound a B makes? Bbb, Bbb, can you guess what I'm looking at?"
- Use chalk to write letters in each square of a sidewalk hopscotch grid. Say the name of each letter and something that starts with that letter sound as hopping from square to square.
- Write your child's name on a piece of construction paper in large letters. Glue on yarn, beans or glitter. Be sure to start with an uppercase letter and write the rest in lower case letters. *
- Create letters using fun things such as playdough, pretzels or sticks. Talk about the sound they make.

Numbers/Colors/Shapes

- Count objects with children (e.g., their fingers, toes, buttons on their shirt, trees in the yard) and point out numerals (written) in the world around them (e.g., in books, magazines, labels)
- During cooking activities, discuss order that ingredients are added (e.g., "First, ... Second...")
- Show your child how to use string or yarn to "measure" parts of their body. Cut the string and hold it out: How long is it? Can they compare it to other body parts? *
- Have a "yellow" day. Wear something yellow. Find yellow things in your home. Eat yellow foods.
- Have your child find and draw items in the yard that are shaped like a triangle. *

Oral language and Vocabulary

- Add new words by using a synonym for a commonly used word (eg, motor = engine, help = assist, fat = stout)

- Describe children's actions with varied descriptive words (e.g., Instead of saying "Run to the mailbox." say "Dash to the large, green mailbox.")
- Provide and read to children a variety of concept-related books (eg, Farm animals, vegetables, the body, fiction and nonfiction)
- Mix up a sentence like, "Your strawberry is green. My coffee is crunchy," or "This ice cream is hot." Give your child a chance to correct you and show how much he/she knows before he/she takes a turn mixing things up. *
- Use a teddy bear to have your child position it around the room making sure to use words like "in, out, under, on, beside, in front of" etc. *

Social/Emotional Learning

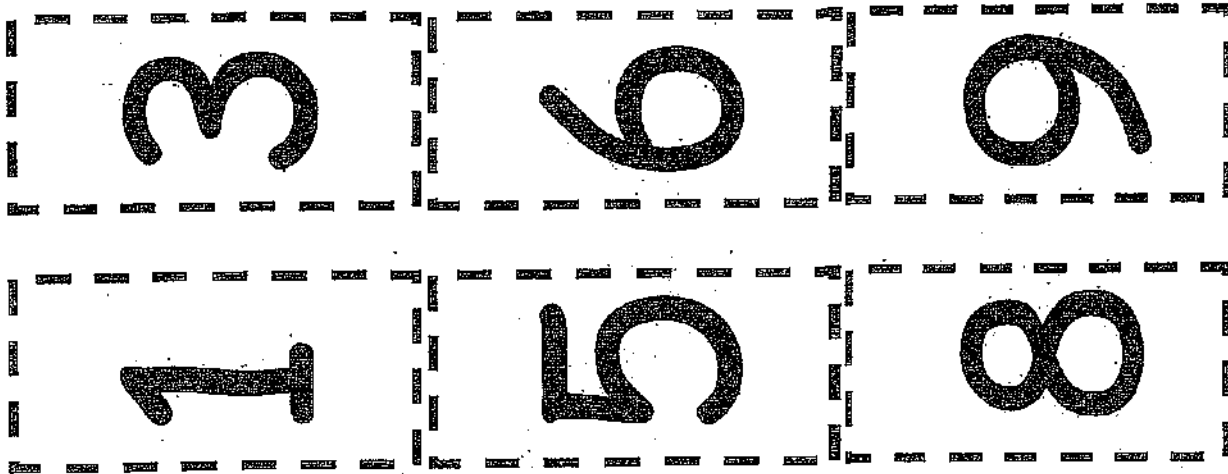

- Talk to your child about feelings. Let your child know it is ok for them to have different feelings (ex. Happy, sad, mad and scared)
- Help your child learn how to relax and calm him/herself. Teach helicopter Stretches. Stretch your arms to each side to make the blades. Gently twist side to side as far as you can. Slowly inhale and exhale with each twist. *
- Establish family rituals where everybody spends time together. Board games and bedtime stories are great!
- Give your child "real" jobs in the house and work together. Completing a task together with your child will show them the value of working cooperatively with others.
- Make a face that expresses a feeling & ask your child to make a face that shows the opposite feeling. *

Note: The Value of Play:

- Children learn through play.
 - Cognitive skills – like math and problem solving in a pretend grocery store
 - Physical abilities – like balancing blocks and running and jumping outside
 - New vocabulary – like the words they need to play with toy dinosaurs
 - Social skills – like playing together in a pretend car wash
 - Literacy skills – like creating a menu for a pretend restaurant
 - Creative Art skills – like creating art for local nursing home residents
- Play is healthy and reduces stress.
- Play is a child's context for learning.





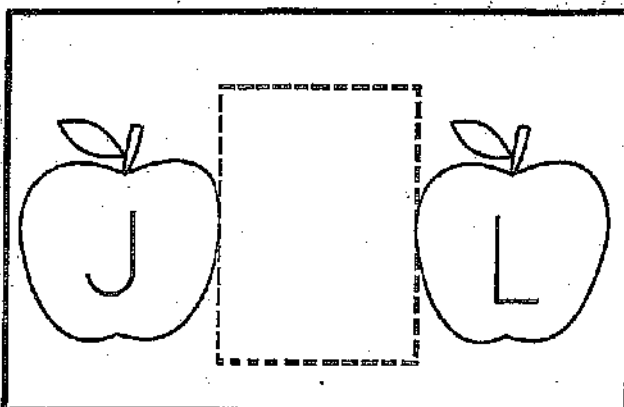

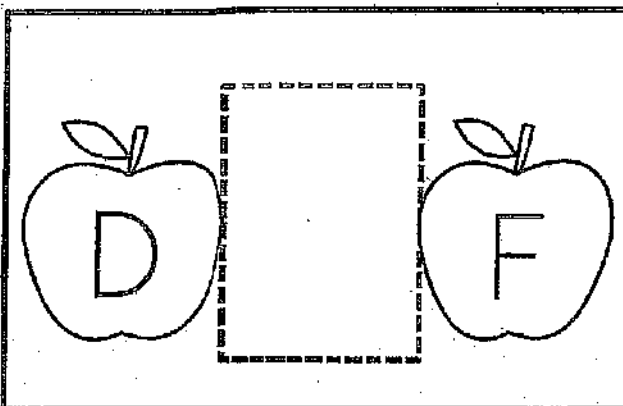

Name _____




Apple ABC Order

Name _____

What goes in the middle? Cut and paste the letters that go between the apples.



©ABC Helping Hands



Name _____ Date _____

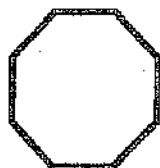
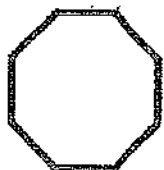
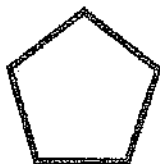
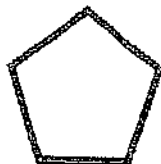



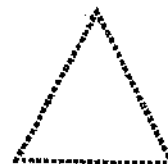



Draw a line to match
each uppercase letter
to its lowercase letter.



Pattern

Trace the shape that comes next.



Aa

Bb

Cc

Dd

Ee

Ff

Gg

Hh

Ii

Jj

Kk

Ll

Mm

Nn

Oo

Pp

Qq

Rr

Ss

Tt

Uu

Vv


Ww

Xx

Yy

Zz

Start at the star.



Color the Cupcakes and Match the Number!



1

4

3

5

2

Uppercase Alphabet in Color

Have fun coloring in each uppercase letter with a different color of your choice. For extra fun, outline each letter with multiple different colors to create a rainbow effect!

A B C D E

F G H I J K

L M N O P

Q R S T U

V W X Y Z

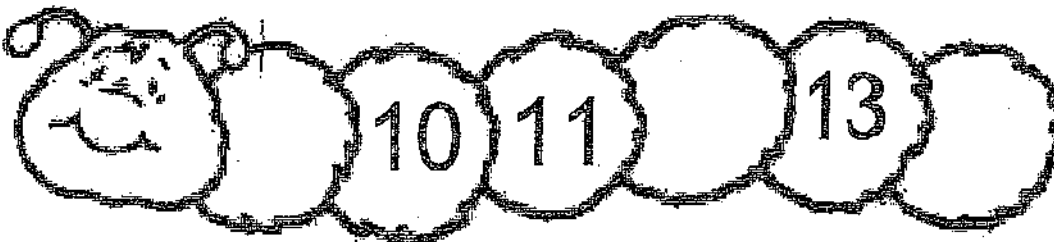


Name : _____

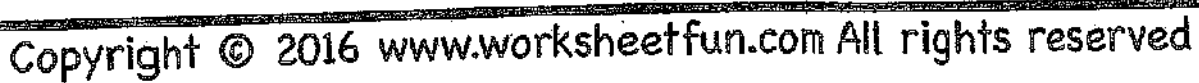
Score : _____

Teacher : _____

Date : _____

Fill in the Missing Numbers





ABC Handwriting Practice



Name _____

Aa

Bb

Cc

Dd

Ee

Ff

Gg

Hh

Ii

Jj

Kk

Ll

Mm

Nn

Oo

Pp

Qq

Rr

Ss

Tt

Uu

Vv

Ww

Xx

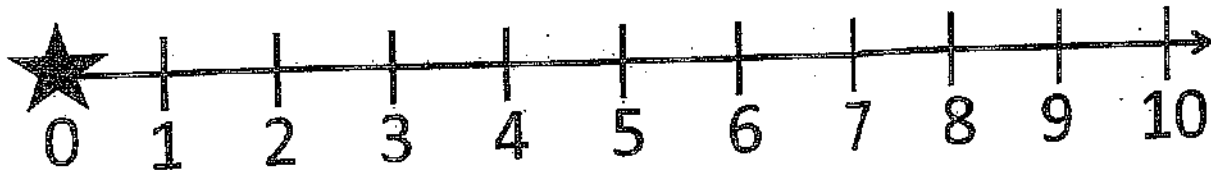
Yy

Zz





Ladybugs


Name _____

COUNT TO 10



How many?



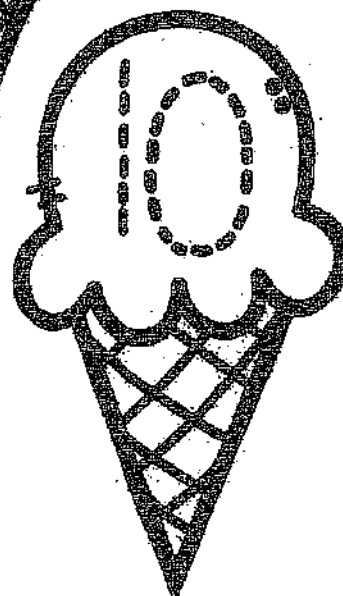
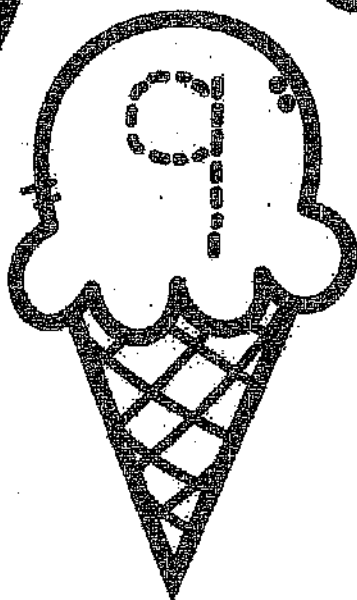
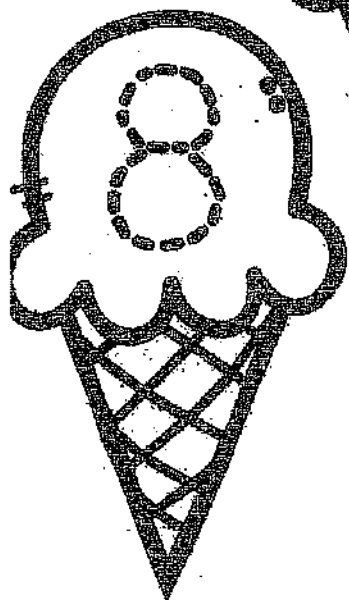
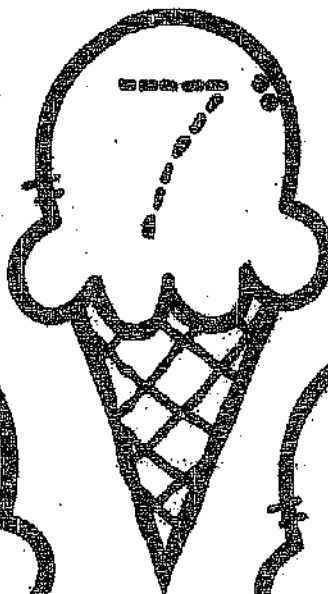
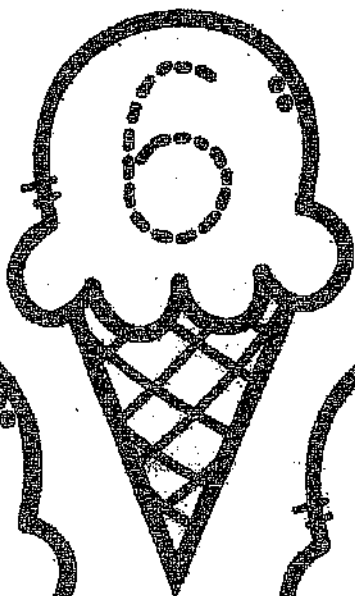



Name _____

Ice Cream

Number Tracing

Directions: Trace the numbers. Then color the ice cream cones.



Name : _____

Score : _____

Teacher : _____


Date : _____

Draw a Line From the Number to the Correct Group of Objects

6
Six



1
One



0
Zero



9
Nine



8
Eight



4
Four



2
Two



5
Five



3
Three




7
Seven



Connect the dots then color in the hidden picture!

Connect the dots from a to z in alphabetical order.



Letter Recognition

Trace each letter

Draw a line from the lowercase letter
to its matching uppercase letter.

z

v

u

t

w

y

x

U

T

V

W

Y

Z

X

K

V

U


d of

Ordinal Numbers

Color the first leaf red. Circle the third leaf.



Color the fourth balloon purple. Draw a line under the second balloon.



Letter Recognition

Trace each letter

Draw a line from the lowercase letter
to its matching uppercase letter.

f

e

a

c

b

d

A


D

C

B


E

F




How many are left?

frogs




How many are left?

frogs



How many are left?

frogs



How many are left?

frogs

Letter Recognition

Trace each letter

Draw a line from the lowercase letter
to its matching uppercase letter.

p

n

m

q

s

r

o

S

M

R

N

P

O

Q

Name: _____

Ordinal Numbers

Color the second butterfly blue and the fourth butterfly green.



Color the first ball yellow and the fifth ball red.



Color the third fish purple and the fifth fish orange.



Color the third dog green and the fourth dog blue.



Color the first car purple and the third car red.



Letter Recognition

Trace each letter

Draw a line from the lowercase letter
to its matching uppercase letter.

h

g

j

i

k

x

L

K

H

G

I

J

Color Key

1 = brown 2 = orange 3 = blue
4 = yellow 5 = green

