



Pottery 1 & 2

Mrs. Breanne Cox



Expectations



WE WILL **CREATE ART** DURING BOTH FACE TO FACE AND DIGITAL DAYS.



DIGITAL DAYS ARE NOT “FREE” DAYS. DIGITAL DAYS ARE TO WORK ON CANVAS ASSIGNMENTS.



BOTH FACE-TO-FACE AND DIGITAL ASSIGNMENTS COUNT TOWARDS A STUDENT'S GRADE.



PLEASE CHECK INFINITE CAMPUS FOR GRADES. CANVAS GRADEBOOK IS NOT AN OFFICIAL GRADEBOOK THAT WE USE. ONLY INFINITE CAMPUS IS USED FOR OFFICIAL GRADE REPORTING.



ACADEMIC INTEGRITY – WE ARE HERE TO LEARN! WE ARE HERE TO PREPARE FOR THE NEXT GRADE LEVEL AND TO PREPARE FOR LIFE. STUDENTS NEED TO LEARN THE HABITS OF SUCCESSFUL PEOPLE, WHICH INCLUDE INTEGRITY AND WORK ETHICS.

Face to Face



- We will **create, connect, present, and respond** to art.
 - Please click [here](#) for a list of the visual arts standards.
- Face to face instruction will incorporate materials that cannot be taken home such as acrylic paint, clay, and other various mediums.

Face to Face Absences

VISUAL ARTS/COMP I-Cox-50.0211000-Period 1

2021 - Full Year

VISUAL ARTS/COMP I-Cox-50.0211000-Period 1

Hybrid Schedule Plans
Items will open daily for access

Date	In Person	Digital
9/3		- Colored pencil practice sheet
9/4-9/8		- Shaded sphere part 1
9/9-9/10		- Shaded sphere part 2
9/11		- Shaded sphere reflection
9/14-9/15	- Complete monochromatic abstract painting - Radial design	- Contour shoe drawing part 1
9/16-9/17	- Radial design	- Contour shoe drawing part 2
9/18		- Contour shoe drawing - add watercolor (DUE)
9/21-9/25	FALL BREAK ;)	
9/28-9/29	- Intro to sculpture - Types/functions of sculpture visual journal	- Linear perspective introduction
9/30-10/1	- Types/functions of sculpture visual journal - Pop Art sculpture intro/planning	- Linear perspective video part 2
10/2		- One-point perspective room sketch

- If you happen to be absent on a face-to-face day, speak with Mrs. Cox when you return for make-up work.
- If you have the appropriate materials at home you can completed the face to face assignments at home by referring to the assignments listed under face to face for that day.

Canvas and Digital Learning

- Please check the agenda on the homepage for a list of assignments. I would suggest not looking at the “to do” list.
- Students will complete assignments from the “choice board” at home.
- **Progress for the assignment is due each week.**
- **A finished assignment** from the choice board is due every two weeks.

Assignments

Grades

Syllabus

Due Sep 18 by 11:59pm Points 100 Submitting a text entry box, a website url, a media recording, or a file upload

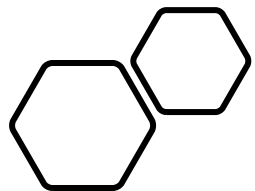
CHOICE PROJECTS

All digital learning will be student directed based on the given projects. You can choose whatever you like!

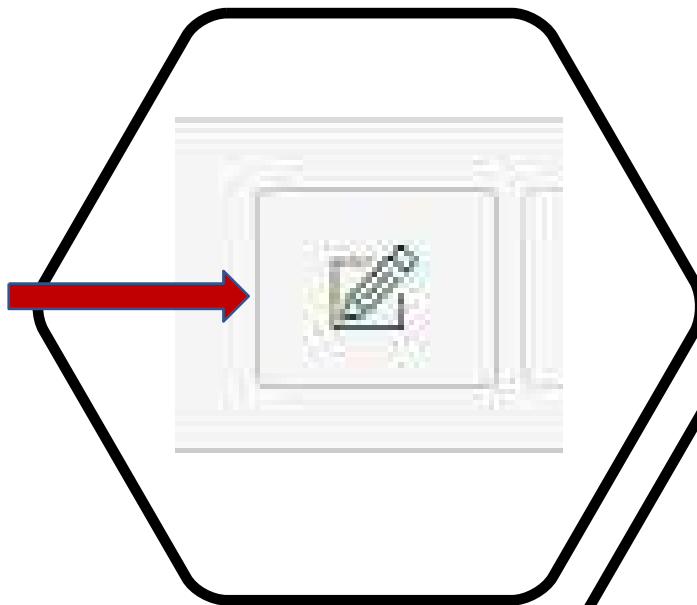
Directions: Each week you will pick one of the projects below. You have two weeks to finish the project, but you must turn in your progress at the end of the week. No visible progress each week will result in a ZERO. Click on each project to see the instructions.

If you have any questions or need any clarification on an assignment, please let me know! Don't be afraid to "mess up" on something new. If you do, share it any way!

Covid Capsule	Salt Dough Sculpture	Air Dry Clay
Earth Art	Paper Pottery	Origami Sculptures
Recycled Paper Sculpture	Food Sculptures	Magazine Art
Paper Lanterns	Eco Art Sculptures	Reclaim 4 bags of clay

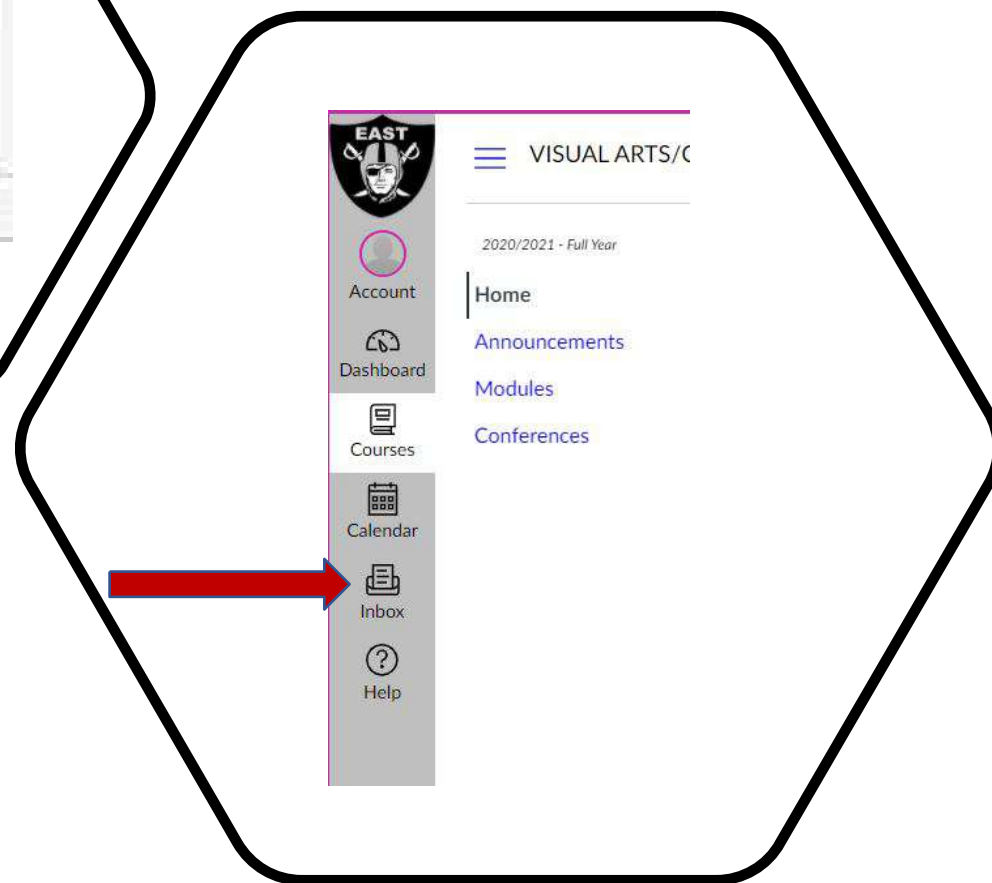


Click this button under the inbox tab to send a message



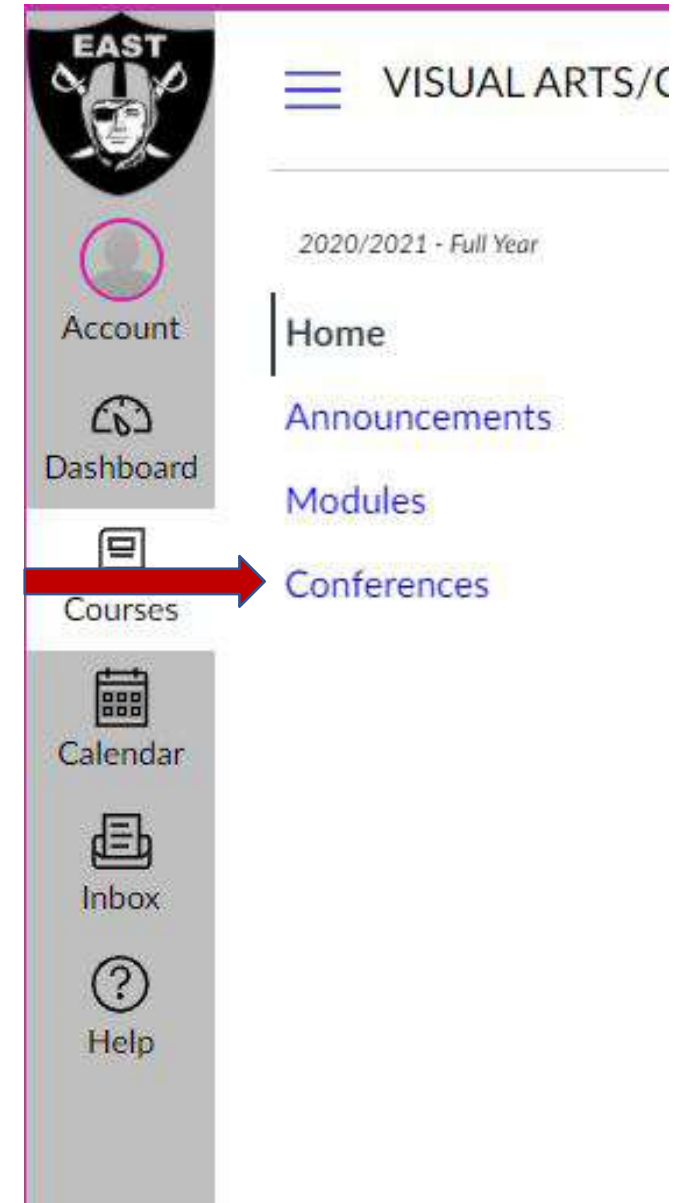
What if I need extra help?

- We can meet for tutoring.
- Tutoring is always on Friday – **you must schedule a time with me.**
- You can email me a bcox@paulding.k12.ga.us to set up a time or send me a message on Canvas.




What if I can't come in on Friday?

- We can meet via conferences on Canvas. This DOES work on your phone.
- **You must schedule a time with me to meet on Friday.**



Assessments

- We have formative and summative assessments.
- Formative assessments smaller projects that take a few days in class.
- Summative (test grade equivalent) assessments are larger pieces that take days and are usually glazed (have a shiny glass coat).



Tips for Success

- Set a daily schedule for your student for digital days (when to get up, when to start working, how much time to allocate per each class on the schedule, etc.). Allow at least one hour per class.
 - Include breaks in the schedule as well as lunch and snack-time.
 - Have students use either calendar on their phone or a planner to keep up with their due dates and assignments.
 - Follow up with the students at the end of the day and ask them what they have completed.
- Parents – register as an observer on Canvas and regularly check Infinite Campus.
 - Click [here](#) to set up an infinite campus parent portal account.
 - Click [here](#) for instructions on how to set up a Canvas observer account.

