


Welcome to Parent University



Assistant Principal: Ms. Carrino
Guidance Counselor: Ms. Kiser
Career Specialist: Ms. Davey

What will your child be doing today while you are at Parent University?

- Scavenger Hunt
- Safety Presentation
- Media Services
- Learning about Credits & GPA
- Viewing a video produced by TV

Production Department on “How a Wildcat Should Act”



What Will You Be Doing Today at Parent University?

- Meeting the School Principal and 9th grade Assistant Principal
- Receiving information to help facilitate an academic and social discussion with your child
- Learning who you or your child can contact for assistance throughout the school year
- Learning how you can support your child and collaborate with school staff to make 9th grade a successful year

Then What?

- After the presentation, there will be a general Q&A with administration
- In the lobby area, there will be computer stations available to complete your electronic volunteer form & explore the school and district website
- Also in the lobby area, there will be representatives from PTSA and the Athletic Booster Club. This is a great time to sign up and also to purchase Wildcat Spirit Wear.

What Time Do You Meet Your Child?

- Students will report to the Gym at 2:00 PM to pick up their schedules.
- This is a good time to pay any school fees and purchase lockers.
- The campus will remain open until 3:30 PM so you and your child can locate classes and try out locker combinations.

WCHS Administration



Principal Karin Nettles

As the school's principal, she is the instructional leader of WCHS.



Ms. Shelley Carrino

•9th grade Academy-Assistant
Principal

WCHS Administration



Carla Nolan
10th Grade
Assistant
Principal



Tim Light
11th Grade
Assistant
Principal



Dee Dee
Castro
12th Grade
Assistant
Principal



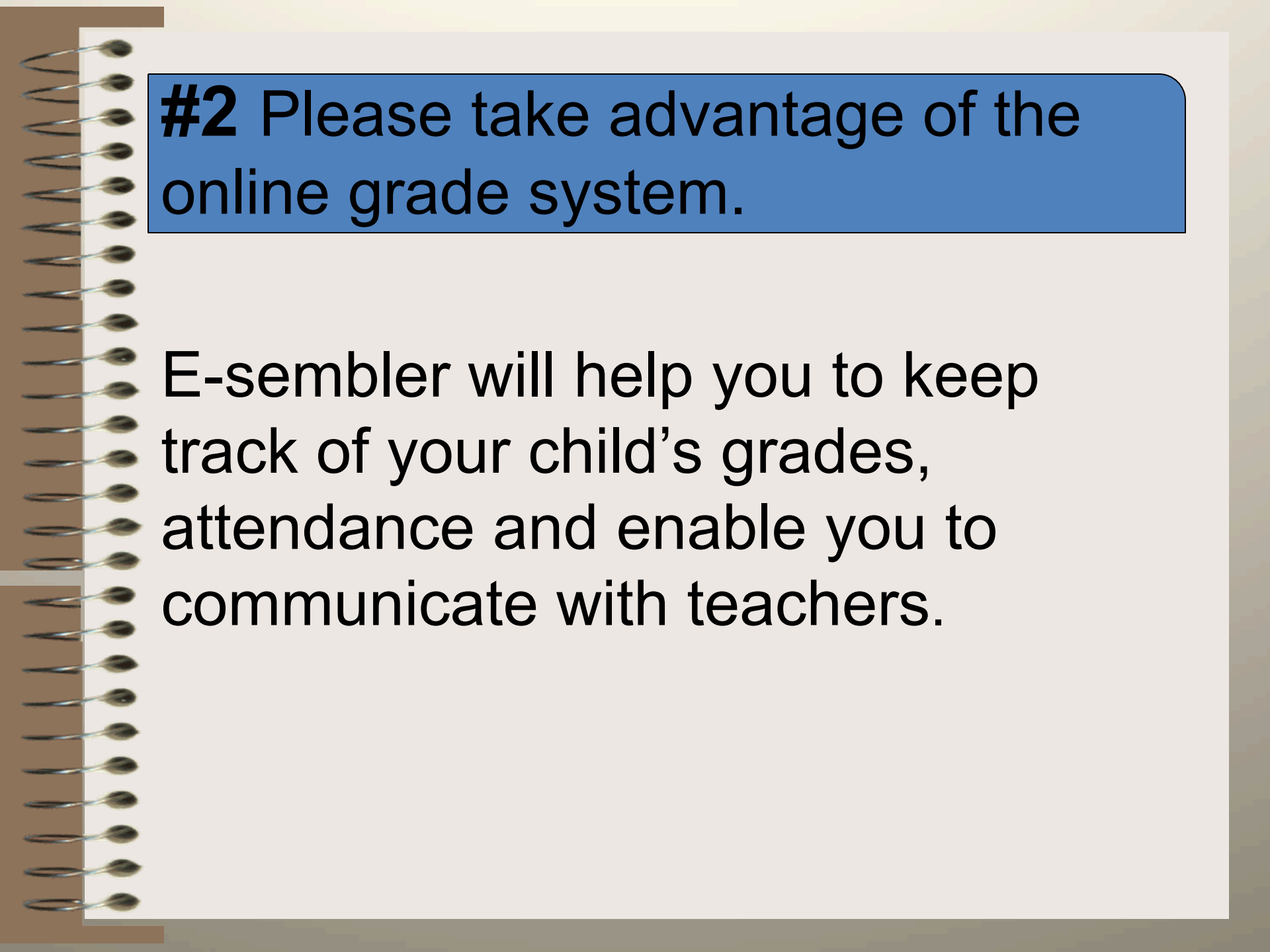
Top 10 strategies to help your child be successful in high school



#1 Stay up-to-date on important information!

Sometimes students forget to bring you their progress report, report card and/or communicate all vital information.

- ◆ Listen to important Connect Ed phone call
- ◆ Check the district and school website

The background of the slide is a spiral-bound notebook with a brown cover and silver spiral binding on the left side. The pages are white. A blue rectangular box with rounded corners is positioned at the top of the page.

#2 Please take advantage of the online grade system.

E-sembler will help you to keep track of your child's grades, attendance and enable you to communicate with teachers.

Register at:

<https://grades.pasco.k12.fl.us/>




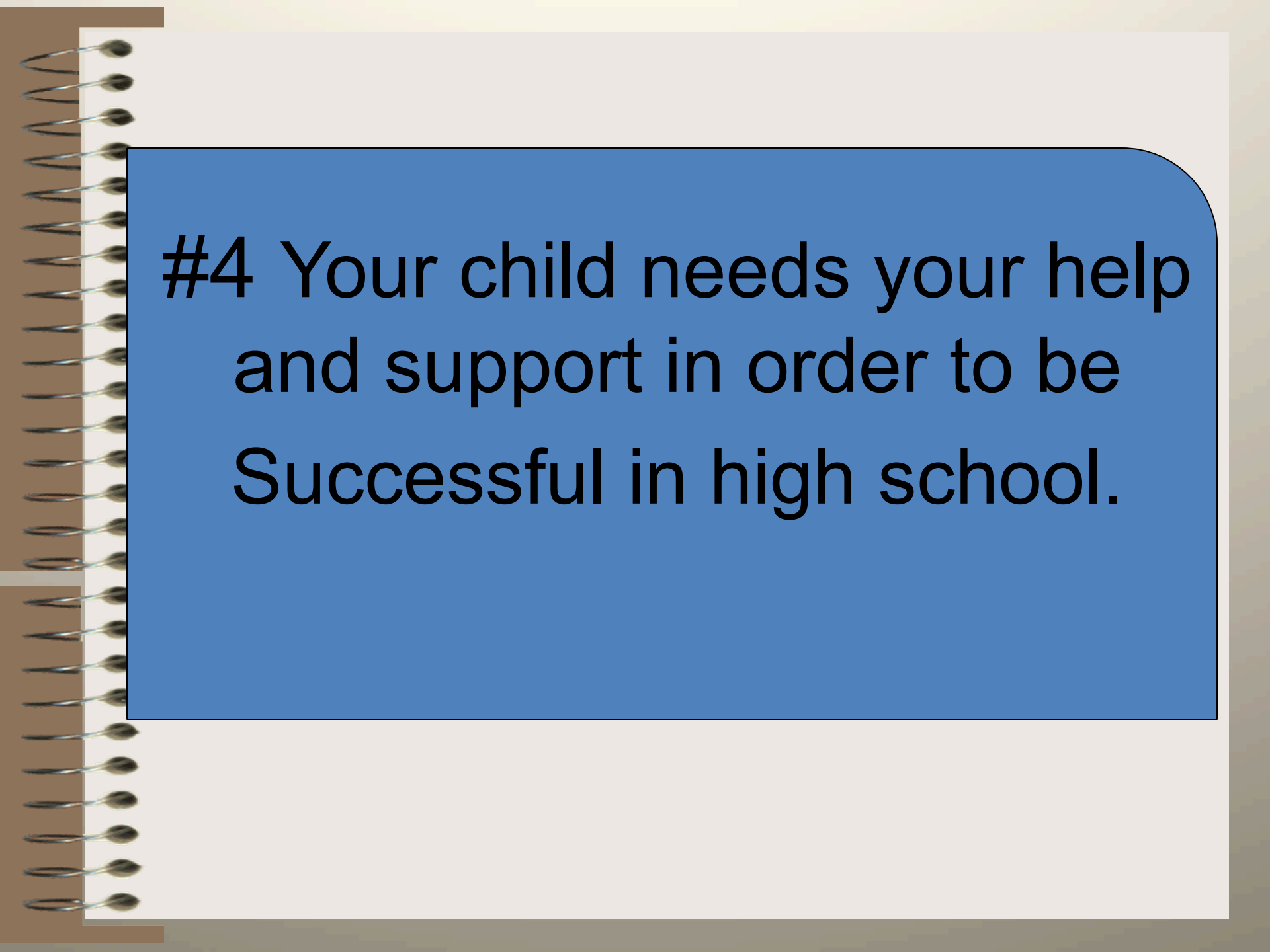


#3 Complete a volunteer form



- Chaperone the dance, field trips or attend school events.
- Join the PTSA and the Athletic Booster Club!
- Please meet Ms. Bernaldo, PTSA President



The background of the image is a spiral-bound notebook. The spiral binding is on the left side, and the pages are a light cream color. A blue rectangular box with rounded corners is positioned in the upper-middle section of the notebook, containing the text.

#4 Your child needs your help
and support in order to be
Successful in high school.

How, you ask?

- Help ensure your child is at school, on time, everyday.
- Abide by dress code as outlined in school planner.
- Monitor grades, attendance and any tardies.
- Any concerns in change of behavior or mood please contact us, we are here to help!

WCHS DRESS CODE

WHAT TO WEAR



***** The school administration will make the final determination of appropriate dress.**

WHAT NOT TO WEAR



No hats, beanies, or bandanas are permitted on campus.



All shirts MUST cover your entire shoulder, chest, and stomach...no tank tops, spaghetti straps, or off the shoulder shirts.



No jeans that show skin 4 inches above the knee. Jeans MUST be secured around the waist.



No shorts, skirts, or dresses shorter than 4 inches above the knee. No leggings under shorts, skirts, or dresses that are shorter than 4 inches above the knee.



No inappropriate words, pictures, or symbols on clothes.

No pajamas.



Absences

Excessive absences will result in loss of privileges in extra curricular activities.

To receive an excused absence, a student must bring a written excused note from a parent or guardian within 48 hours (2 school days) of the absence directly to Donna Sanborn in the Student Services building.

The note must contain the following information:


- ✓ Student Name and Student Identification Number
- ✓ Date of Absence(s)
- ✓ Explanation: see the ***Code of Student Conduct*** for appropriate reasons for an excused absence
- ✓ Note must be signed by a parent or guardian

Notes brought in after the 2nd day will be filed as an unexcused absence.

A student will be considered absent if he/she has not appeared in class that day.



Tardy Policy



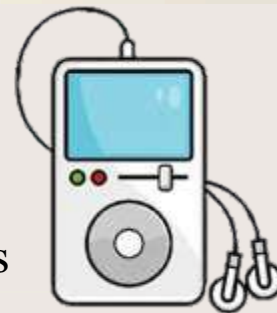
- Students will be considered tardy after the class starts but within the first 5 minutes of class. Any unexcused tardy after 5 minutes will be considered skipping and will result in a referral.
- The school's tardy policy will address chronic tardies. Consequences will include loss of privileges, lunch detail, detention, suspension or Saturday school.
- Teachers do not have to give credit for make-up work if a student receives an unexcused absence.

Electronic Use Policy

- Students are able to use their cell phones and other electronic devices during passing periods and while they are at lunch.
- Students CANNOT use their cell phones and other electronic devices during class unless instructed to by a faculty member as part of a lesson.



Consequences:



1st Violation – Warning and Student Pick-Up in Student Services

2nd Violation – Parent/Guardian Pick-Up and 1 Day Lunch Detention

3rd Violation – Parent/Guardian Pick-Up and 1 Day Lunch ISS

4th Violation – Parent/Guardian Pick-Up and 1 Day Saturday Detention

5th Violation – Parent/Guardian Pick-Up and 1 Day Out of School
Suspension

**REFUSAL TO SURRENDER THE ELECTRONIC DEVICE TO ANY
FACULTY OR STAFF 2 MEMBER WILL RESULT IN 3 DAYS OSS FOR
DEFIANCE OF AUTHORITY**





The Positive Behavior Support system at Wesley Chapel High school centers around our **C.A.T.S. Expectations and Consequences.**

We believe that WCHS students are:

- **Cooperative**
- **Attentive**
- **Timely and**
- **Successful**

Step It Up!

Step by Step method to help students get back on track..

Step 1: You will be addressed. You will be reminded of how a Wildcat is expected to behave.

Step 2: Your parents will be called and you will get an in-class intervention.

Step 3: Your parents will be called and you will get an on-campus intervention.

Step 4: Your parents will be called and you will get a SLIDE referral.

Step 5: Your parents will be called and invited to a conference with school staff.

Step 6: You will receive a referral.

#5 Tips for making classes count

- Sit close to the front of the classroom when possible
- Join in class discussions (participate)
- Ask questions! If you don't understand something, chances are others in the class don't understand either.
- Keep up with class assignments. Finish them and *turn them in* when they are due. (Get organized)
- Ask for help in any class in which you find yourself falling behind. Your teachers want you to succeed.
- Utilize your PRIDE Pack Leader!

What your child does outside of school counts too!

- Quiet place to study free of interruptions or distractions.
- Plan a daily homework schedule and stick to it (Do more than is required).
- Ask friends and family to read your written work.
- Ask for help if you are having trouble, don't wait until you are significantly behind.

#6 Stay Connected

Please don't hesitate to contact teachers, guidance counselors, coaches or administrators if you have any concerns or questions.



Student Services Staff

- Denise Wilkinson, School Psychologist
- Melba Hoover, School Social Worker

Some ways they can help:

- ABC-resources for financial hardship
- Counseling Referral
- Family Issues
- Academic/Behavioral concerns



Methods of Communication

- Phone Calls
- Email
- Please check the school's website or call the front office for direct contact information at (813) 794-8700 and don't forget our fantastic website:

www.wchs.pasco.k12.fl.us



#7 Tips from WCHS's SRO, Brad Allen



*Be advised that students who bring electronics to school risk thefts. I advise paying for a locker, especially if your student will be utilizing the locker room for any reason.

*Zero tolerance to bullying! Please report any incidents to school personnel immediately.

*Crime Stoppers is completely confidential and will reward students with money if tips lead to prevention of a crime.



1-800-873-TIPS.



*I am available to talk to you anytime. Please call the school to schedule an appointment.


The background of the image is a spiral-bound notebook with a brown cover and a white page. A blue rectangular box with a black border and a clipped top-right corner is centered on the page. Inside this box, the text "#8 Extracurricular Activities are important!" is written in a large, bold, black sans-serif font.

**#8 Extracurricular Activities
are important!**

Studies show the more involved students are the greater their educational experience.

- Clubs
- Sports
- Band/Drama
- Volunteering





What's a Wildcat Club?


Wildcat Clubs are as different and unique as the students at WCHS! Some clubs revolve around sports, others around arts, still more with academics and service.

Clubs

- S.A.D.D.
- Special Olympics
- FISH
- French National Honors Society
- NHS (National Honors Society)
- Interact
- FBLA
- Mangaholics
- Thespians
- Chess
- Debate



Class Committees



Freshman Steering

Steering committees help organize and plan class events such as Homecoming and Grad Bash. They also help raise the funds for these events. This is a great way to earn your volunteer hours too.

Student Government

The Student Government Association is a cross-class collaborative group of students who work with class steering committees and the school administration to improve the school.

Sports

Fall

Cheerleading

Cross-Country

Football

Golf

Swimming

Volleyball



Winter

Basketball

Soccer

Weightlifting - Girls

Wrestling



Sports

Spring

Baseball

Softball

Tennis

Track

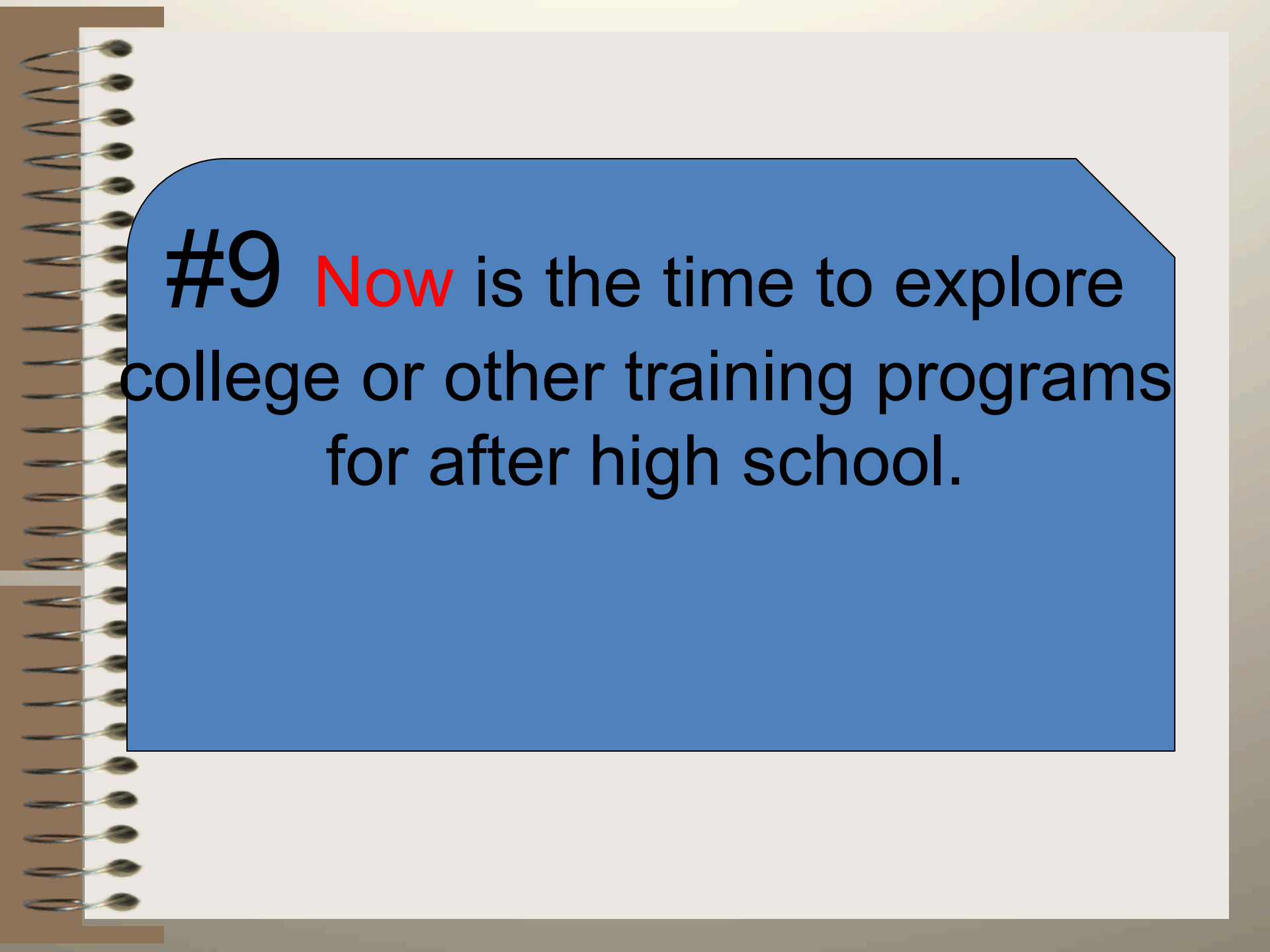
Weightlifting - Boys





**Please welcome Ms. Lori
Robinson, your
Athletic Booster
Parent Representative!**



A spiral-bound notebook with a brown cover and silver wire is shown on the left side of the image. The notebook is open to a white page. A blue rectangular sticker with a black border and a folded top-right corner is placed on the page. The text on the sticker is in black and red font.

#9 **Now** is the time to explore
college or other training programs
for after high school.

Where to start, you ask?

- Florida's Online Learning Resource Center at:
<http://www.flvc.org>
- WCHS website-the career resource page has updated information
- Guidance Counselor or Career Specialist

#10 Good Grades = \$\$\$

Bright Futures offers scholarships based on cumulative GPA and test scores.

It starts in 9th grade!!



Community Service

Students will need to accrue up to 125 hours of community service depending on the Bright Future's scholarship.

We encourage students to get started right away.

Ms. Davey, Career Specialist, can help you along with the “Career Resource” page located on the school's website.



BOYS & GIRLS CLUBS



Graduation Requirements Class of 2016

- Complete 24 Required Credits
- Have a cumulative unweighted GPA of 2.0
- Pass the Reading FCAT
- Pass the Algebra 1, Geometry, and Biology End of Course Exams for course credit
- Take (and pass) at least 1 course on line

What's a Credit?

A unit of measure for courses taken in high school.

1 semester class = $\frac{1}{2}$ credit

1 year long class = 1 full credit

Each year you need to earn 6 credits

Six credits for four years = 24 total credits

****24 credits are needed for a high school diploma**

G.P.A? What's That?

Grade Point Average

All Grades have a numerical equivalent A.K.A
“Quality Points” (Honors, AP and DE worth
more)

A = 4 points B = 3 pts C = 2 pts

D = 1 pt F = 0 pts

Students must have a 2.0 unweighted GPA in
order to earn a diploma.

Weighted vs Unweighted GPA

- Honors are worth .5 point more AP/ DE classes are worth 1 full point more.
- Unweighted GPA is the average of your quality points
(6 A's = $24 \text{ pt} / 6 = 4.0$ unweighted GPA)
- Weighted GPA is the average of your QP with the extra points for honors and AP (3 regular A's, 2 Honors A's, 1 AP A = $26 \text{ pt} / 6 = 4.333$ weighted GPA)
- Remember that choosing the Valedictorian is based on who has the highest **Weighted** GPA at the end of Senior year.

Grade Classification - Credit Based

- $< 5 =$ Freshman
- $5 - 10.5 =$ Sophomore
- $11 - 16.5 =$ Junior
- $17 \text{ \& } 2.0 \text{ GPA} =$ Senior

Course Requirements

Core Classes

English 4.0

Math (algebra 1, geometry, algebra 2) 4.0

Science (biology) 3.0

Social Studies 3.0

(Wld. Hist, Am. Hist., Govt/Econ)

HOPE 1.0

Fine/ Practical Art *1.0

16.0

Electives 8.0

Total Credits 24.0

A vertical spiral binding on the left side of the page, consisting of a series of metal loops.

Exceptional Student Education

Please meet Mrs. Bridget White, ESE
Department Head.

Parent University Save-the-Dates



Please join us throughout the year as we come together to share important information. We will meet from 7-8pm in the Media Center on the following dates:

October 2nd January 29th

November 27th April 30th

Any Questions?



Class of 2016