



# Delaware Parent Guide

## Preparing Students for Success in

### Grade 3

### Your Child's Progress

*A parent resource for understanding what your child should have learned this year as well as helpful suggestions for supporting your child's learning at home in preparation for the upcoming school year.*



Dear Families:

In a few weeks you will receive your child's Smarter Assessment score results for this past school year. This Family Score Report provides a great deal of information about your child's scores, including how well your child performed on the test compared to other students and a chart tracking performance across school years. Please take the time to review the report thoroughly so that you understand what type of supports your child needs to progress to the next grade.

The enclosed Family Guide is meant to be used alongside your Family Score Report and offers suggestions for ways to support your child based on his or her Smarter scores. This guide outlines what your child should have learned this year as well as how to prepare for success in the upcoming school year. The information in this guide is based directly on best practices from the national Parent Teacher Association (PTA) and other states and provides guidance to help your child in English language arts/literacy and mathematics.

As you may know, Delaware uses the Smarter Assessment in grades 3 through 8 to help measure student progress toward mastery of the state's academic standards in English language arts/literacy and mathematics. While no single test tells us everything we need to know about how a student is performing in school, these test scores along with in-class work provide you with information on how your child is progressing. We encourage you to meet with your child's teachers to discuss his or her progress, raise any questions you may have, and determine how you can best support the work happening in school.

Preliminary results for Smarter were available to educators through an online reporting system about three weeks after tests were submitted for scoring. Your child's teachers were able to access these Smarter scores to assist with instructional planning. Your child's teachers for the upcoming school year will use Smarter scores to assist with instructional planning as well.

We sincerely appreciate the hard work and support provided at home to ensure that your child is ready to meet the learning goals. We welcome your feedback or suggestions for improving Delaware's Family Score Report and the enclosed Family Guide. Please email us at [assessment@doe.k12.de.us](mailto:assessment@doe.k12.de.us) or call (302) 857- 3391. Best wishes for a wonderful summer.

Sincerely yours,

Mark A. Holodick, Ed.D.

Secretary of Education

Monica Gant, Ph.D.




Assistant Secretary,  
Academic Support Team

# Subjects on the Smarter Assessment

When you receive your child's score report, you will receive an overall score as well as information on how your child is progressing in each area. These areas are aligned to the Delaware standards and tell you, your child, and your child's teachers how well your child is mastering the standards.





## Mathematics

The Smarter Assessment for Mathematics is organized by three (3) areas, or claims:

| Different Areas of the Mathematics Assessment                                       |  |   |
|---|--|---|
|    | <b>Concepts &amp; Procedures</b>                   | <b>Applying mathematical concepts and procedures</b>  |
|   | <b>Problem Solving: Modeling and Data Analysis</b> | <b>Using appropriate tools and strategies to solve real world and mathematical problems</b> |
|  | <b>Communicating Reasoning</b>                     | <b>Demonstrating ability to support mathematical conclusions</b>                            |

## English Language Arts (ELA) / Literacy

The Smarter Assessment for ELA and Literacy is organized by four (4) areas, or claims:

| Different Areas of the ELA/Literacy Assessment                                      |                         |   |
|---|-------------------------|---|
|  | <b>Reading</b>          | <b>Demonstrating understanding of literary and nonfiction texts</b> |
|  | <b>Listening</b>        | <b>Demonstrating effective communication skills</b>                 |
|  | <b>Writing</b>          | <b>Producing clear and purposeful writing</b>                       |
|  | <b>Research/Inquiry</b> | <b>Investigating, analyzing and presenting information</b>          |

# Mathematics

## What your Child Learned in Grade 2

- Solving challenging addition and subtraction word problems with one or two steps (e.g., a “one-step” problem would be: “Lucy has 23 fewer apples than Julie. Julie has 47 apples. How many apples does Lucy have?”)
- Quickly and accurately adding with a sum of 20 or less (e.g.,  $11 + 8$ ); quickly and accurately subtracting from a number 20 or less (e.g.,  $16 - 9$ ); and knowing all sums of one-digit numbers from memory by the end of the year
- Understanding what the digits mean in three-digit numbers (place value)
- Using understanding of place value to add and subtract three-digit numbers (e.g.,  $811 - 367$ ); adding and subtracting two-digit numbers quickly and accurately (e.g.,  $77 - 28$ )
- Measuring and estimating length in standard units
- Solving addition and subtraction word problems involving length (e.g., “The pen is 2 cm longer than the pencil. If the pencil is 7 cm long, how long is the pen?”)
- Building, drawing, and analyzing 2-D and 3-D shapes to develop foundations for area, volume, and geometry in later grades

## What Your Child Will Learn in Grade 3

- Multiplying and dividing up to  $10 \times 10$  quickly and accurately, including knowing the multiplication and division facts of one-digit numbers fluently
- Developing strategies to solve word problems using addition, subtraction, multiplication, and division
- Beginning to multiply numbers with more than one digit (Example: Multiplying  $9 \times 80$ )
- Understand fractions and relating them to the familiar system of whole numbers (Example: Recognizing that  $\frac{3}{1}$  and 3 are the same number); Using fractions to represent numbers equal to, less than, and greater than 1, especially on a number line.
- Measuring and estimating weights and liquid volumes, and solving word problems involving these quantities
- Reasoning about two-dimensional shapes (Example: All squares are rectangles, but not all rectangles are squares)
- Understanding and finding areas of shapes, and being able to relate area to multiplication (Example: Why is the number of square feet for a 9-foot by 7-foot room given by the product  $9 \times 7$ ?)

# English language Arts/Literacy

## What Your Child Learned in Grade 2

- Paying close attention to details, including illustrations and graphics, in stories and books to answer *who, what, where, when, why, and how* questions
- Determining the lesson or moral of stories, fables, and folktales
- Using text features (e.g., captions, bold print, indexes) to locate key facts or information efficiently
- Writing an opinion about a book he or she has read, using important details from the materials to support that opinion
- Writing stories that include a short sequence of events and include a clear beginning, middle, and end
- Participating in shared research projects (e.g., read books on a single topic to produce a report)
- Taking part in conversations by linking his or her comments to the remarks of others and asking and answering questions to gather additional information or deepen understanding of the topic
- Retelling key information or ideas from media or books read aloud
- Producing, expanding, and rearranging sentences (e.g., “The boy watched the movie”; “The little boy watched the movie”; “The action movie was watched by the little boy”)
- Determining the meaning of the new word formed when a known prefix or suffix is added to a known word (happy/*un*happy; pain/*painful*/*less*)

## What Your Child Will Learn in Grade 3

- Reading closely to identify main ideas and supporting details in a story
- Describing the logical connection between certain sentences and paragraphs in stories (Example: First, second, third; cause and effect)
- Comparing the most important points and key details presented in two books on the same topic
- Writing opinions or explanations that group related information and develop topics with facts and details
- Writing stories that establish a situation and include details and clear sequences of events that describe the actions, thoughts, and feelings of characters
- Independently conducting short research projects that build knowledge about various topics
- Asking and answering questions about information heard from a speaker or while participating in classroom discussions; Offering appropriate elaboration and detail that build on what others have said
- Reading stories and poems aloud fluently without pausing to figure out what each word means
- Distinguishing the literal and nonliteral meanings of words, such as *something’s fishy* and *cold shoulder*
- Spelling correctly and consulting dictionaries to clarify meanings of words

# How You Can Help Your Child At Home Mathematics

## Strategies to improve your child's Grade 3 math understanding:

$$\frac{a}{b} = c$$

### Concepts & Procedures

### Applying mathematical concepts and procedures

- Reinforce mathematics by sharing your thinking as you work through real problems, especially if it takes some time and effort to find a solution.
- Use everyday activities such as cooking and measuring to show your child how to use fractions.
- Notice those everyday occasions when you find yourself using your times tables — such as to determine how many days there are in four weeks. Ask your child for the answer.



### Problem Solving: Modeling and Data Analysis

### Using appropriate tools and strategies to solve real world and mathematical problems

- Play math games with your child and ask for explanations of his or her strategies and solutions.
- Encourage your child to stick with a problem that may seem difficult at first. Working on different ways to solve the problem can be helpful. (Example: Determine how many candies each child will get if 36 candies are shared equally among nine children at a party. Determine how many six-inch lengths can be cut from a string 18 inches long.)
- Involve your child when you notice yourself using division to “work backward” in the times tables — such as determining how many candies each child will get if 36 candies are shared equally among nine children at a party, or determining how many six-inch lengths can be cut from a string 18 inches long.
- Involve your child in shopping activities involving money or a budget.



### Communicating Reasoning

### Demonstrating ability to support mathematical conclusions

- Ask your child to explain what she or he is doing when working on a problem. Be patient with unfamiliar methods because they might be helpful to support your child's understanding of mathematics.
- Play games involving numbers and patterns (Yahtzee), logic (chess/checkers), and currency (Monopoly) and discuss strategies.
- Encourage your child to explore perimeter and area, explaining when to use addition, subtraction, multiplication, and division.

# How You Can Help Your Child At Home

## English Language Arts (ELA) / Literacy

### Strategies to improve your child's Grade 3 ELA/Literacy understanding:



#### Reading

#### Demonstrating understanding of literary and nonfiction texts

- Talk about the news together. Pick one story in the news, read it together, and discuss with your child what it means.
- Make reading for fun a part of your child's daily routine. Set aside quiet time, with no phones, computers, or other distractions, when your child can read for pleasure, books such as *Amos & Boris* by William Steig or *The Fire Cat* by Esther Averill. To find more books for your child to read, visit [www.corestandards.org/assets/Appendix\\_B.pdf](http://www.corestandards.org/assets/Appendix_B.pdf).
- Encourage your child to use print or online materials like a dictionary, thesaurus, or glossary to find the meaning of unknown words or phrases and to look for word meaning within the text.



#### Listening

#### Demonstrating effective communication skills

- Ask your child to read their own writing out loud. Children can discuss word choices, ideas, and reasons why they wrote about a topic.
- Discuss current events. Children can share their opinions on the issues. Prompt them to share evidence to support their opinion.
- Pick one news event to read and then watch a news clip on the same topic. Compare the facts, details, and points of view of the news stories.



#### Writing

#### Producing clear and purposeful writing

- Use technology to help build your child's interest in reading. Read books, magazines, and newspapers online. Have your child write a summary on the computer. Share with an adult, and use the computer to edit.
- Encourage your child to find a picture from a newspaper or magazine, cut it out, paste it on paper, and write a story about it.
- Encourage your child to create an event flyer about a school activity or a family event.



#### Research/Inquiry

#### Investigating, analyzing and presenting information

- Start a family vocabulary box or jar. Have everyone write down new words they discover, add them to the box, and use the words in conversation.
- If your child wants to purchase a new item, have him or her conduct research and explain why purchasing that particular brand is the best option.
- Have your child help plan a family outing using the Internet or library to research a place he or she is interested in.

---

## Additional Resources

### Mathematics and ELA

- **Be a Learning Hero** – <http://bealearninghero.org/>  
Provides help with mathematics homework, tips on reading, answers about the new tests, what your child should know grade by grade, and other topics from trusted partners.
- **Roadmaps to the Standards** – <http://www.cgcs.org/page/328>  
Provides parents with detailed information about the expectations of the Common Core in mathematics for K-12. Shows what children will learn and how parents can support learning.
- **Practice Tests** – <http://www.smarterbalanced.org/assessments/practice-and-training-tests/>  
Provides students with a preview of test questions aligned to the academic standards in English language arts/literacy and math for each grade. Similar in format and structure to the actual test.

### Mathematics (only)

- **Khan Academy Math** – <http://www.khanacademy.org/commoncore>  
Provides an extensive library of user-friendly content for K-12 mathematics. Students can practice at their own pace and make use of interactive challenges and videos. Requires online access.
- **Illustrative Mathematics** – <http://illustrativemathematics.org>  
Provides mathematical tasks and solutions as well as how the tasks illustrate content standards. The site also provides videos and vignettes illustrating the Mathematical Practices.

### ELA (only)

- **Adolescent Literacy** – <http://www.adlit.org>  
Provides information and resources for struggling adolescent readers and writers.
- **Newsela** – <https://newsela.com/>  
Provides students with daily nonfiction news articles that build comprehension skills while keeping them connected with the latest happenings around the world.