



Exceptional Children Resources (ECR) and Parent Engagement

Special Education Leadership

12/14/16

Presented by,

Exceptional Children Resources: Maria N. Locuniak, Barbara Mazza



Delaware
Department of Education

Agenda

- Engaging Parents in the IEP Process
- IDEA Indicator 8 Parent Survey
- 14 DE Admin Code § 925.22.8 Satisfaction With IEP
Process Survey

ENGAGING PARENTS IN THE IEP PROCESS



How does Exceptional
Children Resources
facilitate parent
engagement?

ECR and Parent Engagement

- Collaboration with Community Stakeholder Groups
 - Governor's Advisory Council for Exceptional Citizens
 - Delaware PTA
 - Parent Information Center of Delaware
 - Developmental Disabilities Council
 - Autism Delaware
- Collaboration through DOE Stakeholder Groups
 - IDEA State Systemic Improvement Plan Advisory Council
 - Delaware Early Literacy Initiative Parent Engagement
 - State Personnel Development Grant Advisory Team
 - Significant Disproportionality Committee
 - Statewide Transition Council

ECR and Parent Engagement

- Technical Assistance Providers (contracted by the DOE)
 - Parent Information Center of Delaware
 - Educational Surrogate Parent Program
 - Services for Hispanic Community
 - Partnerships with LEAs to support parent engagement efforts
 - Parent Workshops: Standards-Based IEPs, Common Core, 619 Transition from Part C to Part B

ECR and Parent Engagement

- Technical Assistance Providers (contracted by the DOE)
 - Center for Disability Studies
 - Professional Learning Opportunities: Standards-Based IEPs, Alternative Assessment, Grade Band Extensions, Access to the General Education Curriculum
 - Partnerships with LEAs to support parent engagement efforts
 - Administers Delaware School Climate Survey – Home, Student, Staff
 - Social Skills Training for Parents

ECR and Parent Engagement

- Technical Assistance Providers (contracted by the DOE)
 - Delaware Early Literacy Initiative
 - Parent Engagement meetings focusing on early literacy
- State-Wide Conferences
 - Inclusion Conference
 - Transition Conference

**IDEA STATE PERFORMANCE PLAN/ANNUAL
PERFORMANCE REPORT (SPP/APR)
INDICATOR 8
2015 – 2016 PARENT ENGAGEMENT SURVEY**



IDEA Indicator 8

Parent Engagement Survey

- Survey sent to all families of a student with an IEP in Delaware
- Surveys are mailed 3x/year based on the date of a students annual IEP meeting

Annual Review IEP Meetings Held...

6/30/15 – 10/31/15

11/1/15 – 2/28/16

3/1/16 – 6/30/16

- Survey includes 18 statements focusing on the IEP process, IEP meetings, and services and supports for students with disabilities.

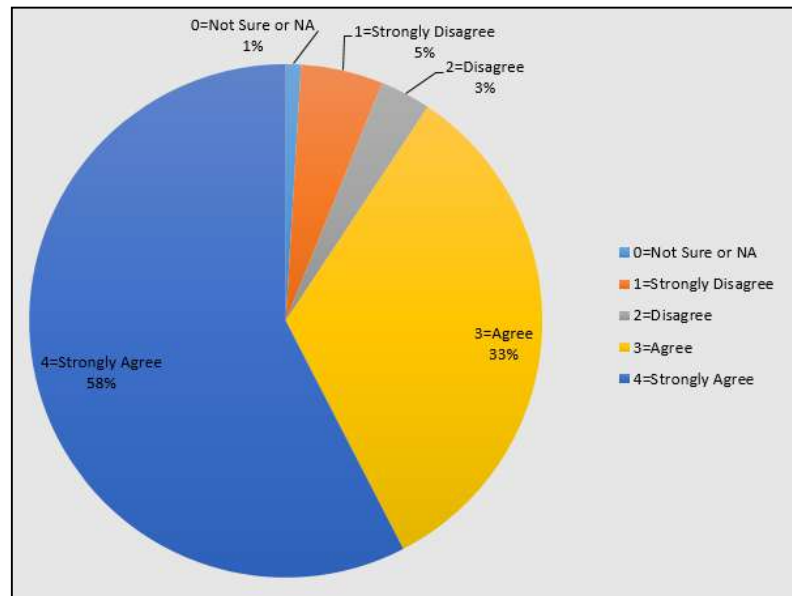
Parent Engagement Survey

Indicator 8:

Percent of parents with a child receiving special education services who report that schools facilitated parent involvement as a means of improving services and results for children with disabilities.

Target:
87%

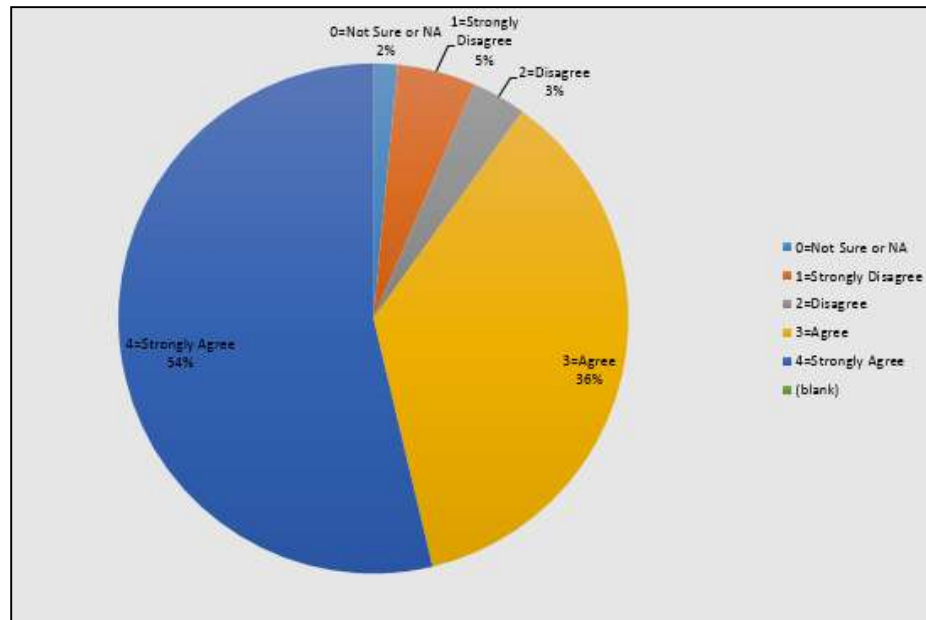
Data:
90.1%
Agree/Strongly
Agree



Parent Engagement Survey

Percent of parents with a child receiving special education services who report that they are considered an equal partner with teachers and other professionals in planning their child's IEP.

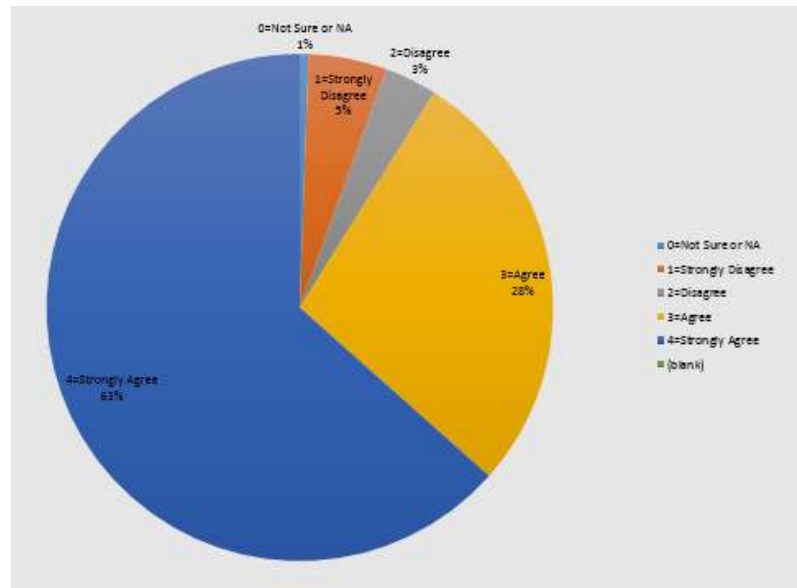
Data:
89.1%
Agree/Strongly
Agree



Parent Engagement Survey

Percent of parents with a child receiving special education services who report that they feel comfortable asking questions and expressing concerns to school staff and that their concerns and opinions are respected by the IEP team.

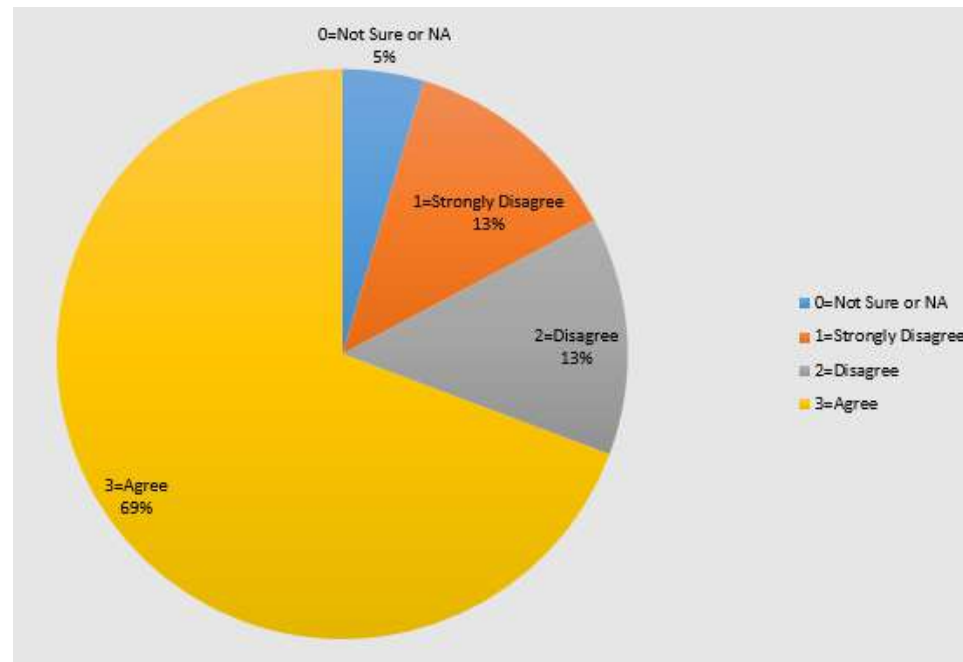
Data:
90.8%
Agree/Strongly
Agree



Parent Engagement Survey

Percent of parents with a child receiving special education services who report that they are given the opportunity to provide input on their child's IEP prior to the IEP meeting.

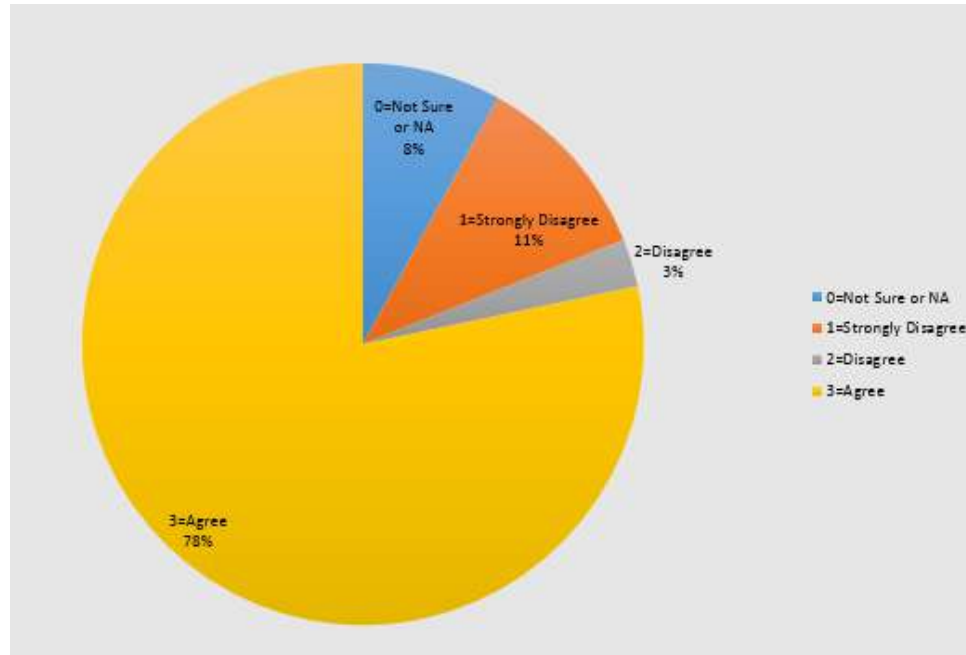
Data:
85.7%
Agree/Strongly
Agree



Parent Engagement Survey

Percent of parents with a child receiving special education services who report that a copy of their Procedural Safeguards was provided at the IEP meeting.

Data:
91.7%
Agree/Strongly
Agree



<i>Question</i>	<i>% Strongly Agree</i>	<i>% Agree</i>	<i>%Strongly Agree/Agree</i>	<i>% Strongly Disagree</i>	<i>% Disagree</i>	<i>%Strongly Disagree/ Disagree</i>	<i>% Unsure</i>	<i>% Blank</i>
#1 "The school encourages and supports my involvement in my child's education in order to improve services and results for my child."	57.21%	32.88%	90.1%	5.15%	3.17%	8.3%	0.95%	0.63%
#2 "I participate in school-sponsored activities such as open houses, parent conferences, special events, volunteer, etc."	48.26%	37.24%	85.5%	4.28%	5.31%	9.6%	4.20%	0.71%
#3 "I am considered an equal partner with teachers and other professionals in planning my child's IEP."	53.17%	35.97%	89.1%	4.91%	3.41%	8.3%	1.51%	1.03%
#4 "I am comfortable asking questions and expressing concerns to school staff and my concerns and opinions are respected by the IEP team."	63.23%	27.58%	90.8%	4.99%	3.33%	8.3%	0.55%	0.32%
#5 "Staff that work with my child understand his/her disability."	52.06%	32.25%	84.3%	5.94%	6.18%	12.1%	2.54%	1.03%
#6 "IEP meetings are scheduled at a time and place that are convenient to me."	61.09%	30.11%	91.2%	4.28%	3.01%	7.3%	1.11%	0.40%
#7 "I am given the opportunity to provide input on my child's IEP prior to the IEP meeting."	54.83%	30.90%	85.7%	5.63%	6.02%	11.6%	2.06%	0.55%
#8 "I received or was offered a copy of my Procedural Safeguards at the IEP meeting."	64.50%	27.18%	91.7%	3.80%	0.95%	4.8%	2.77%	0.79%
#9 "My child's IEP is written in terms I understand."	58.40%	32.96%	91.4%	3.96%	2.46%	6.4%	1.51%	0.71%
#10 "My child's IEP addresses his/her academic, behavioral, social/emotional and functional needs if identified as a need on the IEP."	53.25%	32.49%	85.7%	4.36%	4.12%	8.5%	2.46%	3.33%
#11 "The IEP team discussed the supports, services, accommodations and modifications needed for my child to receive their education within the least restrictive environment."	50.79%	38.03%	88.8%	3.80%	3.80%	7.6%	1.74%	1.82%
#12 "The IEP team discussed whether my child needs extended school year services."	48.65%	33.28%	81.9%	4.52%	4.52%	9.0%	7.21%	1.82%
#13 "I understand how the special education services, supports, accommodations and/or modifications outlined in my child's IEP will ensure his/her access to and participation."	43.74%	36.69%	80.4%	4.83%	6.81%	11.6%	6.10%	1.82%
#14 "My child receives all the support and services documented in his/her IEP."	47.39%	33.28%	80.7%	5.55%	8.24%	13.8%	3.72%	1.82%
#15 "I received a copy of my child's progress on IEP goals at the end of each marking period."	54.04%	29.87%	83.9%	6.50%	5.07%	11.6%	2.69%	1.82%
#16 "The school explains what options parents have if they disagree with the decision of the IEP team."	45.01%	33.91%	78.9%	5.15%	7.77%	12.9%	6.42%	1.74%
#17 "I feel I can disagree with my child's special education program or services without negative consequences for me or my child."	44.22%	36.53%	80.7%	6.26%	6.66%	12.9%	4.52%	1.82%
#18 "I am aware of the parent support services and training available to me through the Parent Information Center."	37.08%	33.36%	70.4%	7.13%	12.04%	19.2%	8.16%	2.22%

14 DE ADMIN § CODE 925.22.8 SATISFACTION WITH IEP PROCESS SURVEY SUMMARY



Satisfaction With IEP Process Survey Summary

14 DE Admin. Code § 925

22.8 The Department of Education, in conjunction with the Department of Justice, shall annually survey a random and representative sample of parents and their children who have Individualized Education Programs with respect to the parents' and children's satisfaction with the IEP process. Information gathered through this survey shall be used by the Department of Education and Department of Justice to conduct follow-up examinations with school districts and charter schools as to their good faith compliance with state and federal laws and regulations.

Satisfaction With IEP Process Survey Summary

14 DE Admin. Code § 925

*22.8.1 Information gathered through this survey shall also be used by the Department of Education in carrying out monitoring duties as outlined in 14 **DE Admin. Code** 927 to ensure compliance with state and federal laws and regulations.*

22.8.2 A summary of the survey results will be made available on the Department of Education's website.

Satisfaction With IEP Process Survey Summary

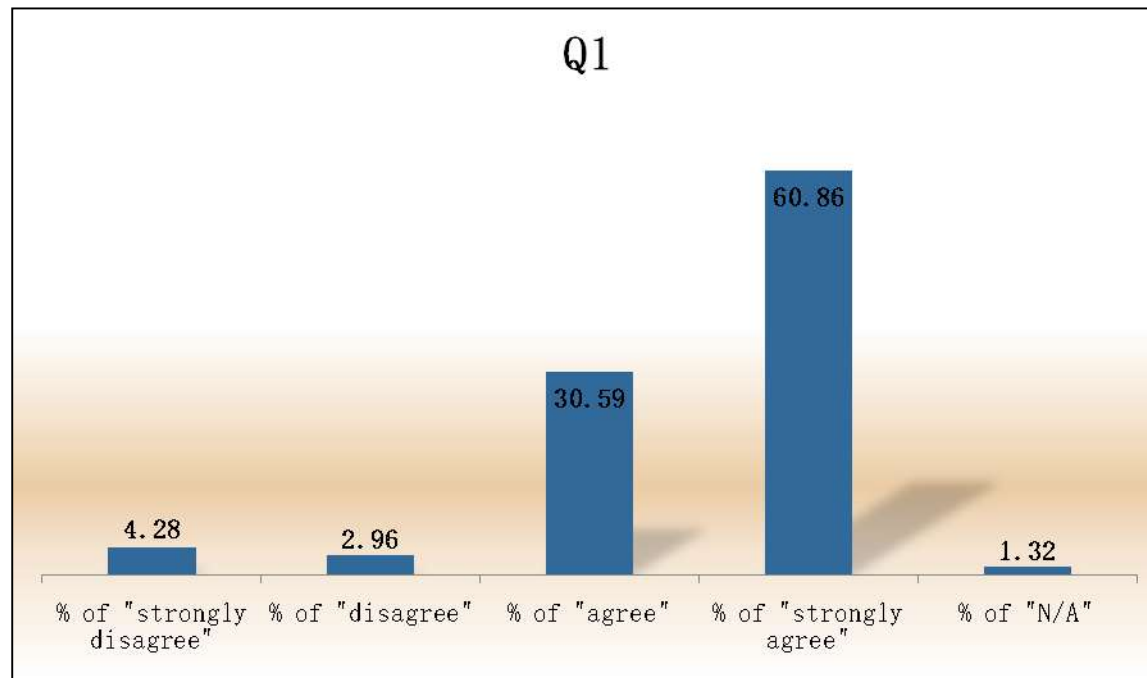
- The Delaware Department of Education (DDOE) contracted with the University of Delaware's Center for Disabilities Studies (CDS) to conduct survey
- The survey was developed collaboratively between Delaware Departments of Justice and Education and staff from CDS.
- 10 questions about parents' satisfaction with the IEP process that were rated using a Likert scale
 - 2 Yes/No questions included
 - 2 open ended questions

Satisfaction With IEP Process Survey Summary

- A random sampling procedure was used to identify 25% of parents of students with IEPs in school districts and 40% of parents of students with IEPs in charter schools.
- In spring, 2016, 5,334 surveys were sent to parents of students with disabilities who had an IEP meeting during the 2015-16 academic year
 - Return rate of 5.9%.
- *Results should be interpreted only as reflective of the views of the respondents; the extent to which their views are similar to all parents of students with disabilities is unknown.*

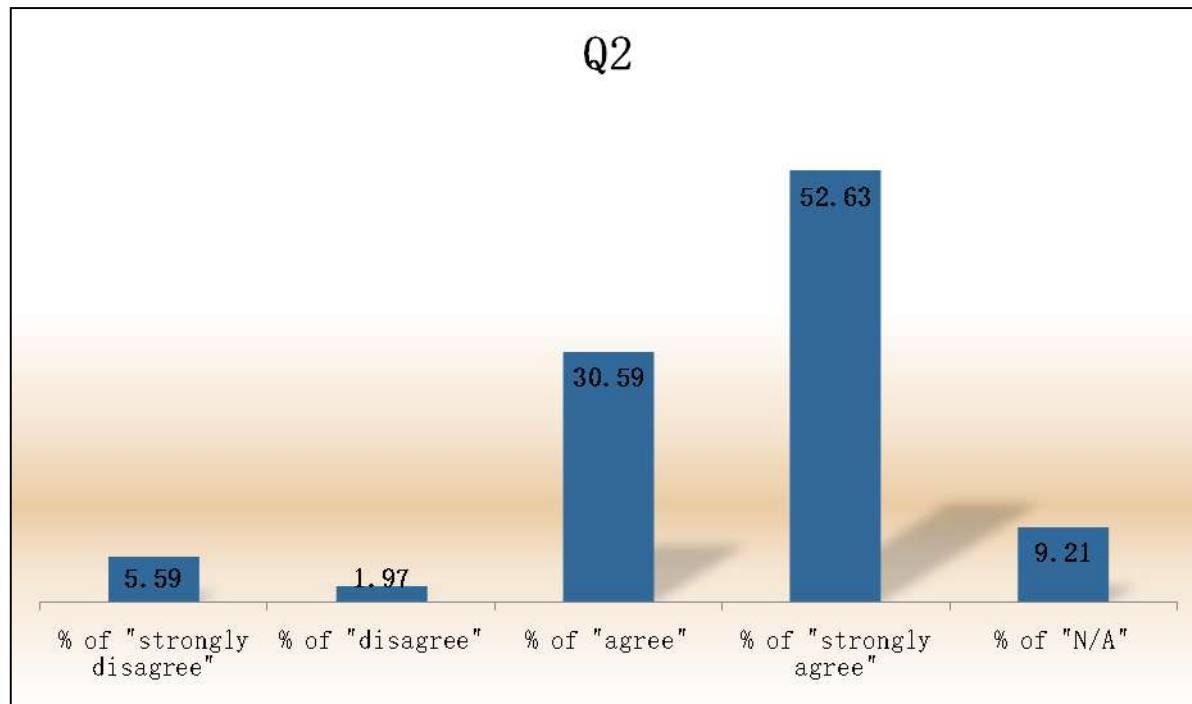
Satisfaction With IEP Process Survey Summary

**Question 1:
I had the information I needed to contribute to my
child's IEP meeting.**



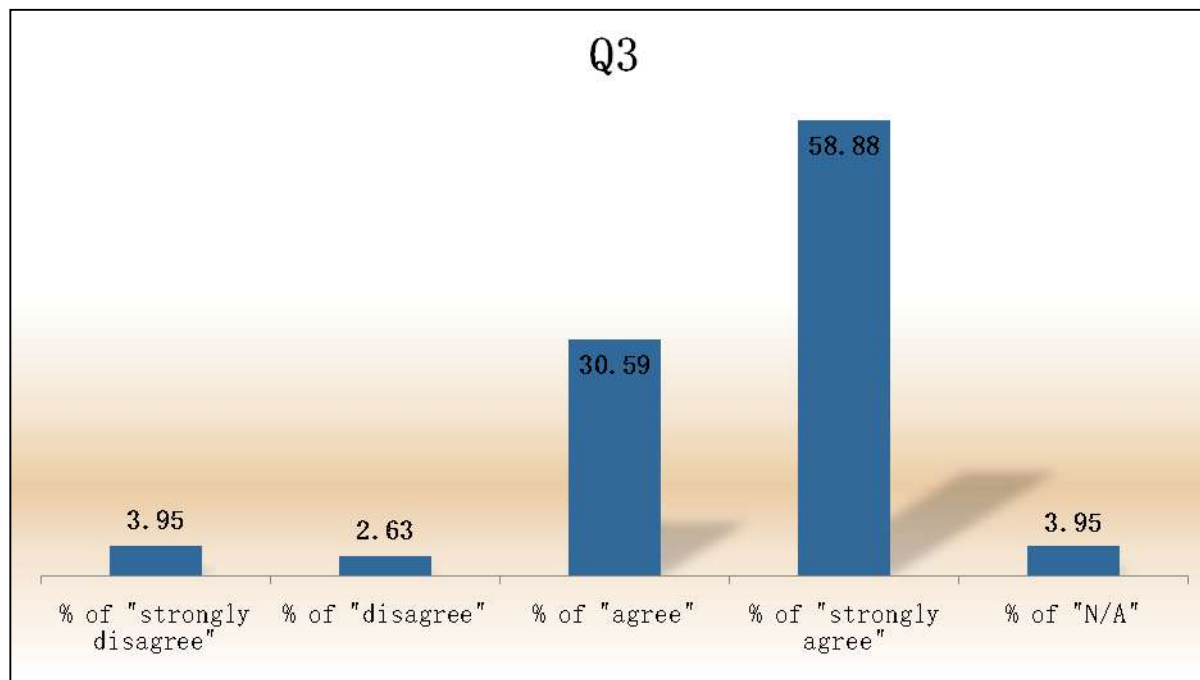
Satisfaction With IEP Process Survey Summary

**Question 2:
My questions before the meeting were answered in a
timely basis.**



Satisfaction With IEP Process Survey Summary

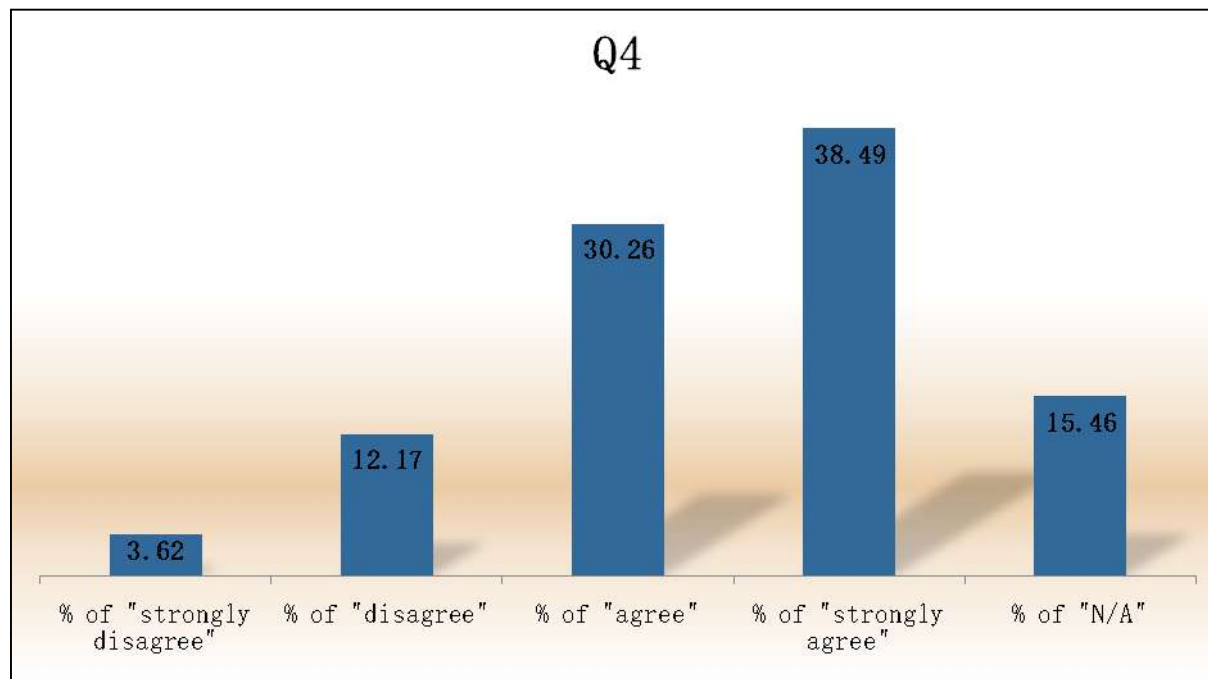
Question 3:
The information I provided was considered during the meeting.



Satisfaction With IEP Process Survey Summary

Question 4:

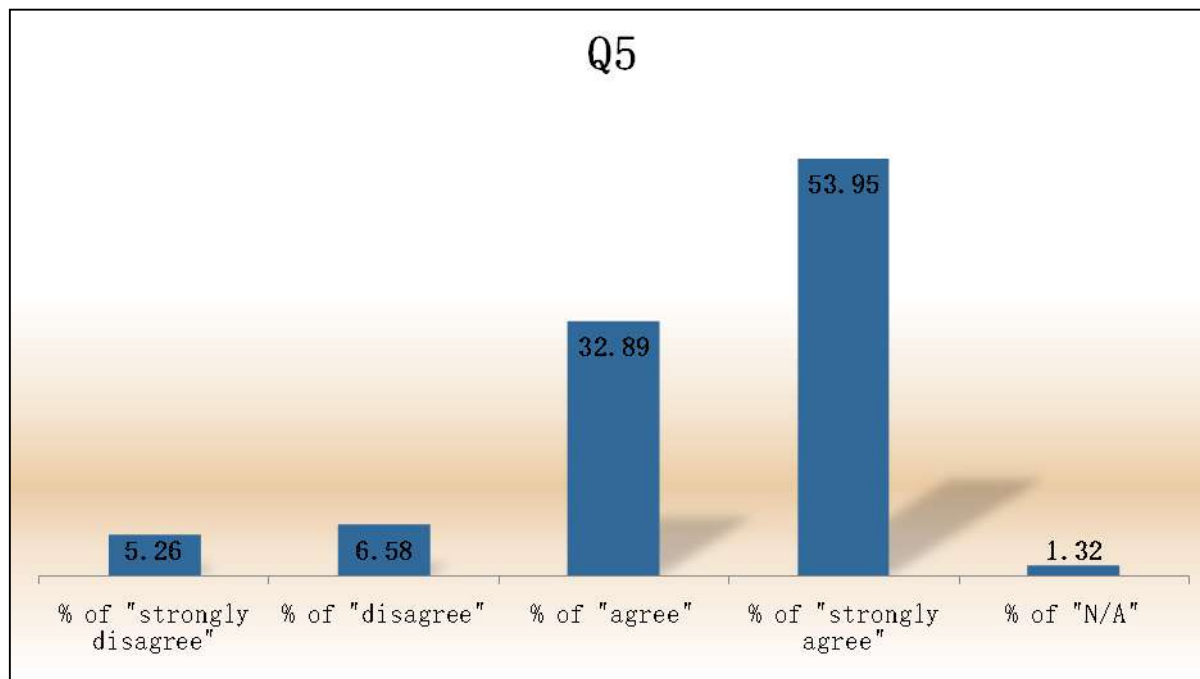
I was encouraged to invite other important people to the meeting.



Satisfaction With IEP Process Survey Summary

Question 5:

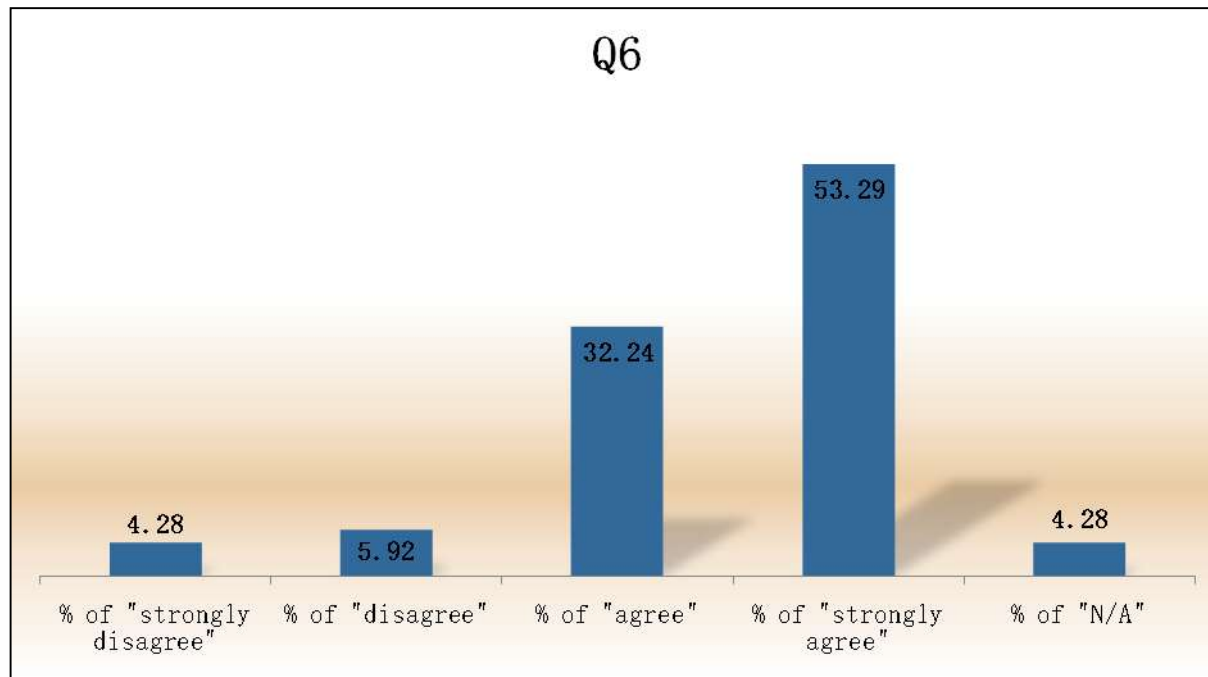
**I received enough information about my child's progress
in his/her school work.**



Satisfaction With IEP Process Survey Summary

Question 6:

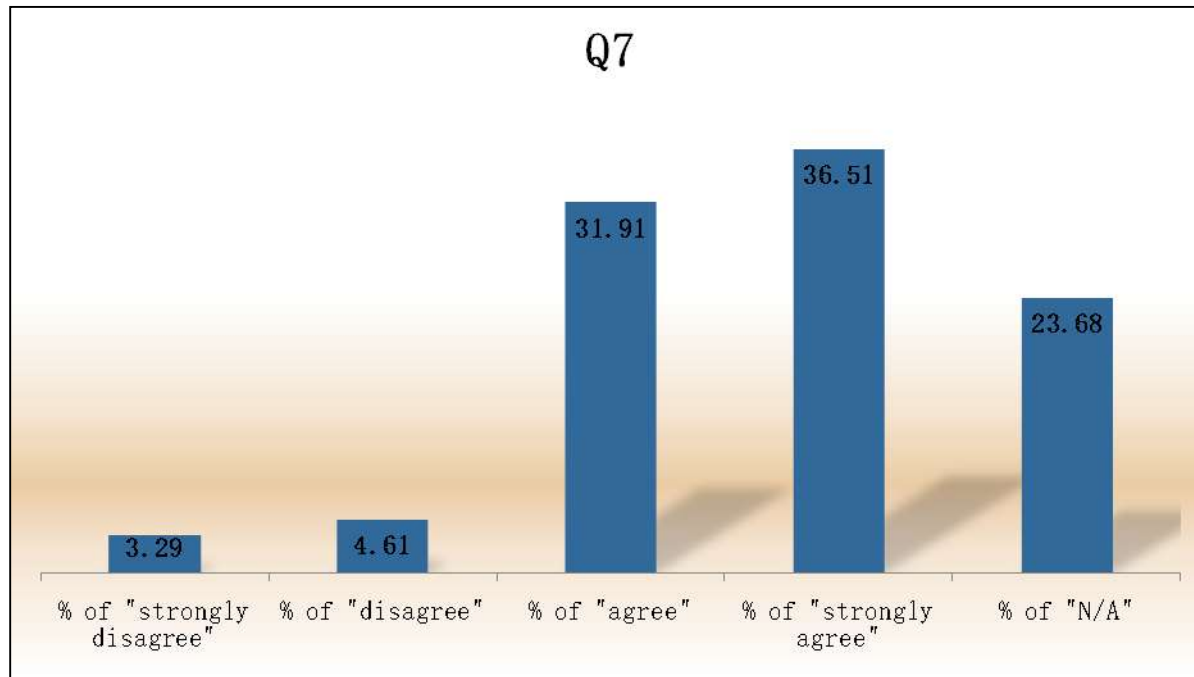
I received enough information about my child's behavioral and/or social skill progress.



Satisfaction With IEP Process Survey Summary

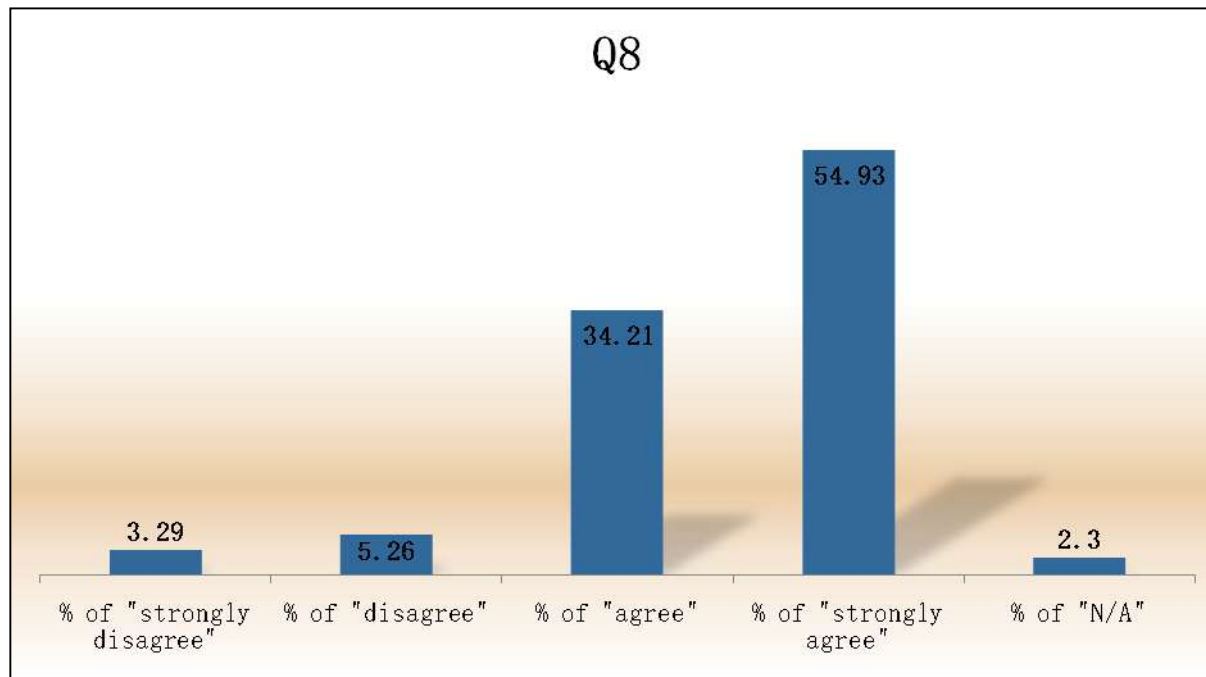
Question 7:

**I received enough information about my child's progress
in independent living skills.**



Satisfaction With IEP Process Survey Summary

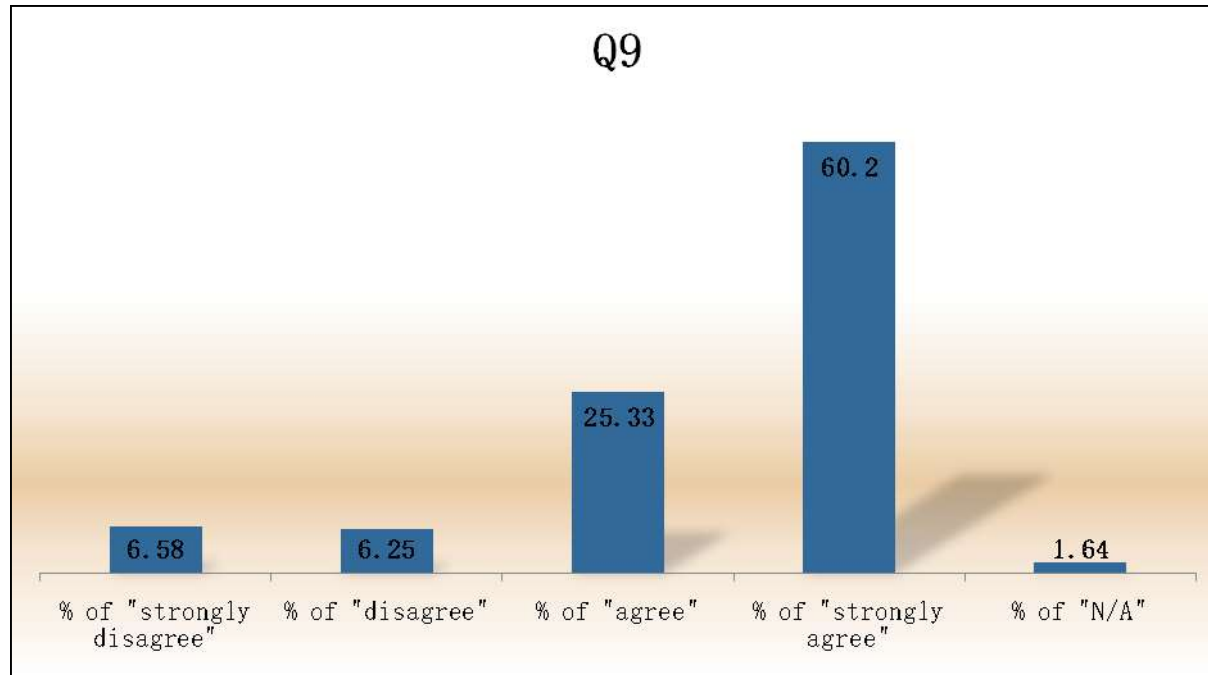
Question 8:
**The meeting included all of the school staff from
whom I needed information.**



Satisfaction With IEP Process Survey Summary

Question 9:

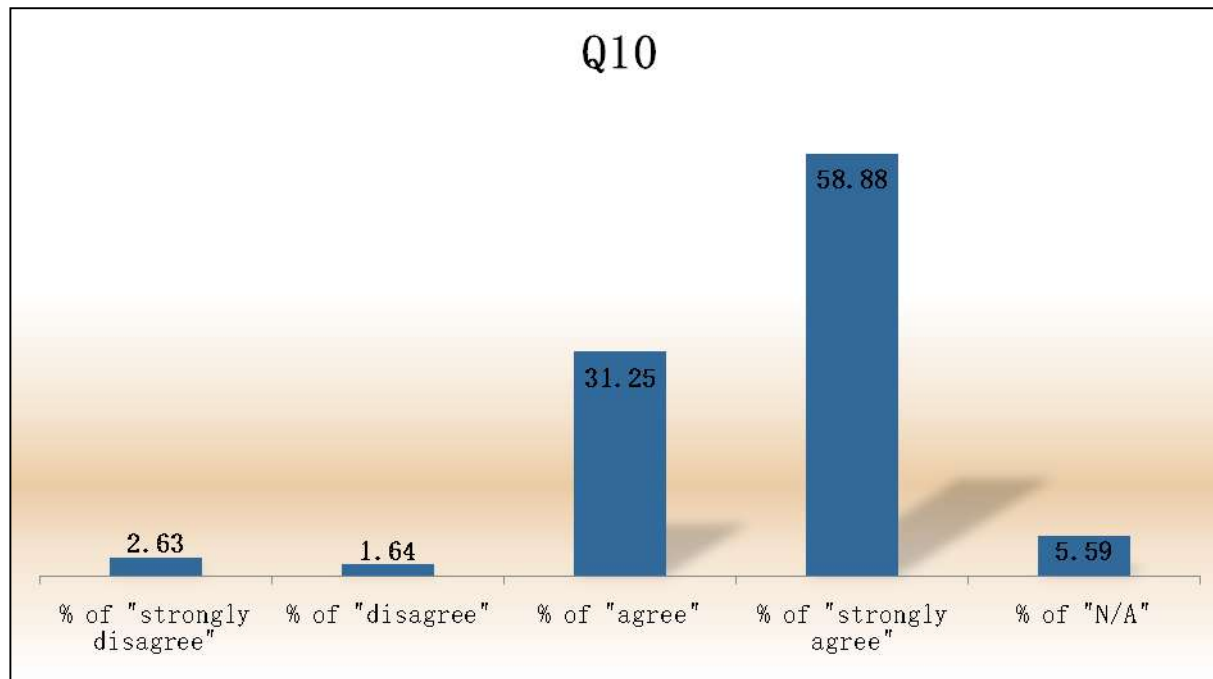
I believe that the IEP process was effective in getting the supports my child needs to reach his/her potential in school.



Satisfaction With IEP Process Survey Summary

Question 10:

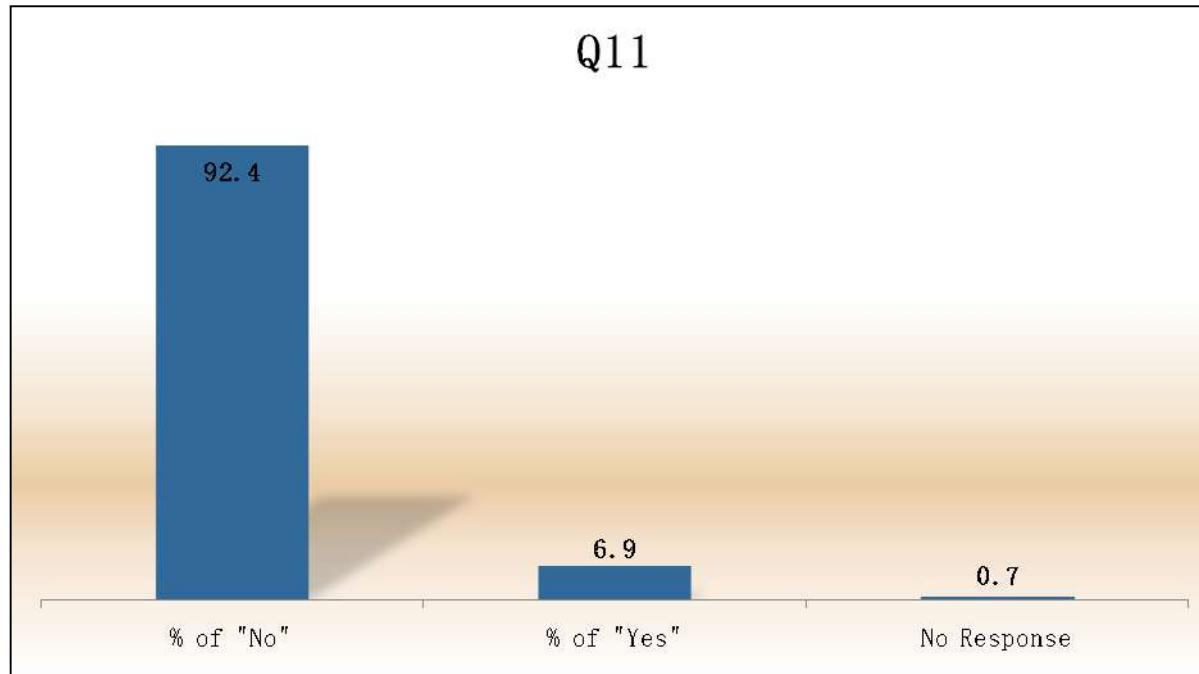
My child's teacher and other school staff had the chance to give information to the IEP team.



Satisfaction With IEP Process Survey Summary

Question 11:

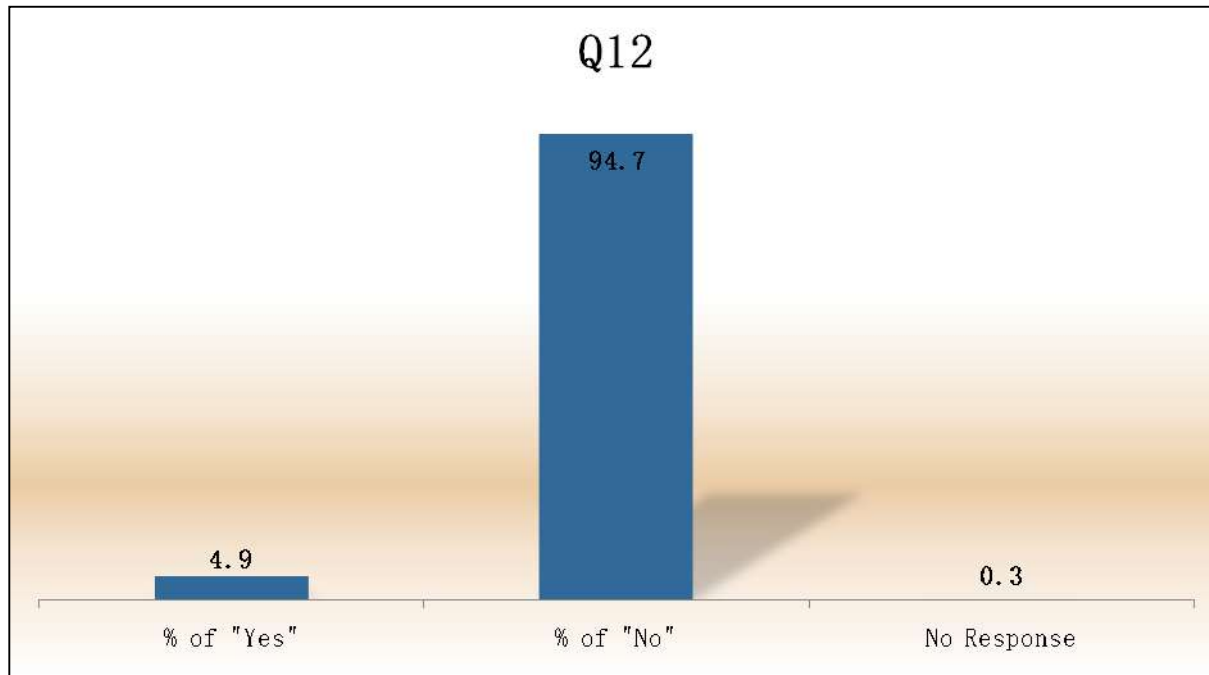
Have school or district staff ever suggested your child be placed in another school or program in a way that you felt was not appropriate?



Satisfaction With IEP Process Survey Summary

Question 12:

Have school or district staff ever discouraged you from placing your child at another school or program in a way you felt was not appropriate?



Recommendations

Based on data gathered from these surveys, professional learning opportunities and technical assistance will be provided to districts and charter schools regarding:

- Ensuring Parent Input Throughout the IEP Process
- Determining Eligibility for Special Education Services
- IEP Meeting Facilitation

Mary Ann Mieczkowski
maryann.mieczkowski@doe.k12.de.us
302.735.4210