

Science

Life Science

Our Tree in All Seasons



by Renée Carver illustrated by Gail Piazza

Vocabulary

done

know

push

visit

wait

Word count: 158

Our Tree in All Seasons



by **Renée Carver**
illustrated by **Gail Piazza**

Scott Foresman
is an imprint of

PEARSON

Note: The total word count includes words in the running text and headings only. Numerals and words in chapter titles, captions, labels, diagrams, charts, graphs, sidebars, and extra features are not included.

Glenview, Illinois • Boston, Massachusetts • Mesa, Arizona
Shoreview, Minnesota • Upper Saddle River, New Jersey

What do you know about trees?
You can learn many things when you
visit a tree.



Illustrations

Gail Piazza

ISBN 13: 978-0-328-39318-3

ISBN 10: 0-328-39318-5


Copyright © Pearson Education, Inc. or its affiliate(s). All Rights Reserved.

Printed in the United States of America. This publication is protected by copyright and permission should be obtained from the publisher prior to any prohibited reproduction, storage in a retrieval system, or transmission in any form or by any means, electronic, mechanical, photocopying, recording, or otherwise. For information regarding permission(s), write to: Pearson School Rights and Permissions, One Lake Street, Upper Saddle River, New Jersey 07458.

Pearson and Scott Foresman are trademarks, in the U.S. and/or other countries, of Pearson Education, Inc. or its affiliate(s).

1 2 3 4 5 6 7 8 9 10 V010 17 16 15 14 13 12 11 10 09 08


In the spring, leaves begin to grow.
Leaves grow from buds on trees.
These little leaves are red at first.



buds




We swing under our tree.
I push her.
Then she will push me.



In the summer, our tree has many green leaves.

Acorns grow on some trees.

Did you know that acorns are the seeds of this tree?




acorns



Here's a good place to eat.

We're in the shade under our tree.



In the fall, the leaves turn colors.
Acorns and leaves fall to the ground.



We use a rake to clean up the leaves.
We see animals take acorns for food.



In the winter, a few leaves are left.
Snow is on the tree.



We've made a fort with snow.
We're playing behind the tree.



Winter is done. It's spring again!
We can't wait to visit our tree.
Do you know what we'll see there?



Think and Share

Read Together

1. Copy this chart on your own paper.
Write what happens to the leaves of the tree in each season.

Season	What happens to the leaves?
spring	
summer	
fall	
winter	

2. It is spring again at the end of the book. What might the children see when they visit their tree again?
How do you know this?
3. What part of a tree is an acorn?
How could an acorn help a bird?
4. How do the things the children do around the tree change from season to season?

Suggested levels for Guided Reading, DRA™, Lexile®, and Reading Recovery™ are provided in the Pearson Scott Foresman Leveling Guide.

Genre	Comprehension Skills and Strategy	Text Features
Nonfiction	<ul style="list-style-type: none">• Classify and Categorize• Author's Purpose• Predict/Confirm Predictions	<ul style="list-style-type: none">• Labels

Scott Foresman Reading Street 1.3.5

Scott Foresman
is an imprint of



ISBN-13: 978-0-328-39318-3

ISBN-10: 0-328-39318-5



9 780328 393183