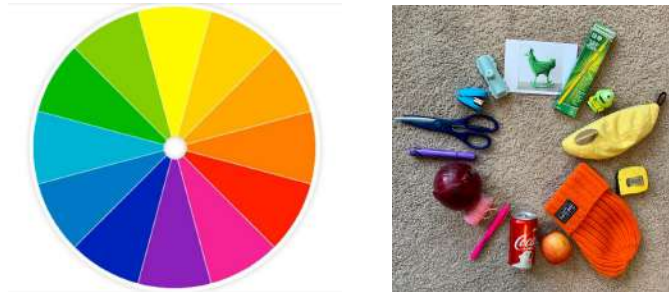


# ART BEYOND THE ART ROOM! WEEK 2

Hi 3rd, 4th, and 5th grade students! This week, we'll be exploring art using found objects. First, complete the **Art Supply Scavenger Hunt** Google Form. Then, choose **at least two** of the Challenges below, take a photo of your artwork, and upload it in the Specials Google Classroom. I can't wait to see your creations!


**Challenge 1—Found Object Color Wheel:** Find objects around your house or outside in each color of the rainbow. Try to include the **tertiary colors!** Arrange them in **color wheel** order. See my example below:



**Challenge 2—Found Object Value Scale:** Find objects around your house or outside that change in **value** from light to dark. Arrange them in a **value scale**. See my example below:



**Challenge 3—Draw the Other Half:** Choose a photo from a magazine, newspaper, or catalog. **Cut** it in half, and **glue** or tape it to a piece of paper. **Draw** the other half using any art materials you'd like. See my example below:



See the next page for Challenge 4! →

**Challenge 4—Recreate a Famous Artwork:** Visit the [Metropolitan Museum of Art](#) or the [Tate museum](#) online and choose your favorite artwork. Try to recreate it using yourself, family members, things you find in your house, etc. When you upload it to Google Classroom, please include the title of the artwork and the artist's name. Look at my example where I recreated [Icarus \(1947\)](#) by Henri Matisse:



You may also choose to recreate one of these artworks:



*Vahine No Te Vi*  
(1892) Paul Gauguin



*The Scream* (1893)  
Edvard Munch



*The Dance Class*  
(1874) Edgar Degas



*American Gothic*  
(1930) Grant Wood



*The Persistence of Memory*  
(1931) Salvador Dali



*Try on Dreams Until I Find the One That Fits Me* (2017) Amy Sherald



*Kurz Davor* (2020)  
Stefany Lozano



*Pop Shop 1* (1987)  
Keith Haring



*Kikai Kiki and Me: Lots of Fun* (2009)  
Takashi Murakami

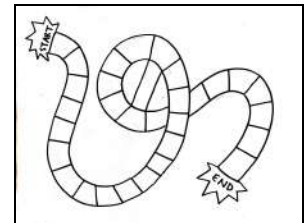




*You Might Get By But You Won't Get Far* (2015) Derrick Adams

# ART BEYOND THE ART ROOM! WEEK 3

Hi 3rd, 4th, and 5th grade students! This week, we'll be exploring games, toys, and cartoons in art. Choose one or more of the challenges below, and create your artwork with pencil, paper, or any other art materials you have. Please take a photo of your artwork and upload it to the Google Classroom assignment page. I can't wait to see your creations!


## Challenge 1: Make a Board Game



Draw a wavy, zigzag, loopy **line** on your paper.

Turn it into a **path** for your game.


Divide up the path into sections. Don't forget a **Start** and **End**!



Add **obstacles** and activities to each section. For example:

- Move \_\_ spots forward
- Move \_\_ spots back
- Switch spots with another player
- Lose a turn
- Roll dice again

Draw **details and designs** to fit your **theme**. I chose Outer Space as my theme—other themes might be superheroes, volcanoes, unicorns, a garden, a zoo, a haunted house, etc.

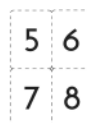


Color!

Create your own **game pieces**, or use something you already have: buttons, rocks, small toys, mini erasers, etc.




Roll dice, flip a coin, download a dice app, or make number cards to tell you how far to move ahead.




## Challenge 2: Cartoonize it!

**Draw** facial features (eyes, nose, and mouth) on a piece of paper. They can be **cartoonish** or **realistic**. **Cut** them out, and **attach** them to different objects in your house. *Check out my examples:*



## Challenge 3: Toy Still-Life

Set up some of your toys in an interesting arrangement. Carefully **observe** your toys, and **draw** all the **details** that you see. *Check out my example:*



## Challenge 4: Cardboard Tube Marble Run

**Tap** at least 4 cardboard tubes (whole or cut in half) to a larger piece of cardboard. **Drop a marble**, small ball, or even a peanut M&M into the marble run. How can you help the marble reach the bottom? *Look at these examples for ideas:*




# ART CLASS LIVE!

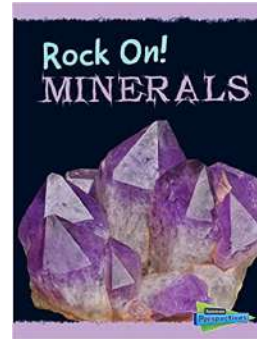
## WORLD FOLKTALES AND FABLES WEEK: CRYSTALS

1. **Tour** the Smithsonian Museum of Natural History's [Geology and Minerals Exhibit](#).
2. [Learn how to draw](#) crystals and gems with Ms. Cohen on YouTube.
3. **Read** more about crystals, minerals, and rocks!

Available on Myon:




*Let's Rock: Crystals* by Louise Spilsbury and Richard Spilsbury




*Rock On! Minerals* by Chris Oxlade

Available on epic!:



*Marveling at Minerals* by Sally M. Walker




*Lost in the Cave* by Felicia Law and Gerry Bailey




*How the Meteorite Got to the Museum* by Jessie Hartland


Available on Hoopla:



*Crystals* by Carla Mooney



*The Magic Gem* by So-Un Kim



*Minerals* by Chris Bowman